



Review



Cite this article: Woodman JP, Gokcekus S, Beck KB, Green JP, Nussey DH, Firth JA. 2024 The ecology of ageing in wild societies: linking age structure and social behaviour. *Phil. Trans. R. Soc. B* **379**: 20220464.
<https://doi.org/10.1098/rstb.2022.0464>

Received: 31 October 2023

Accepted: 29 April 2024

One contribution of 16 to a discussion meeting issue 'Understanding age and society using natural populations'.

Subject Areas:

ecology, behaviour, evolution

Keywords:

ageing, age structure, senescence, sociality, social behaviour, social structure

Author for correspondence:

Joe P. Woodman

e-mail: jwoodman999@hotmail.co.uk

The ecology of ageing in wild societies: linking age structure and social behaviour

Joe P. Woodman¹, Samin Gokcekus¹, Kristina B. Beck^{1,2}, Jonathan P. Green¹, Dan H. Nussey³ and Josh A. Firth^{1,4}

¹Edward Grey Institute of Field Ornithology, Department of Biology, University of Oxford, Oxford OX1 3SZ, UK

²Senckenberg Biodiversity and Climate Research Centre, Frankfurt am Main, Germany

³Institute of Ecology & Evolution, The University of Edinburgh, Edinburgh EH9 3JT, UK

⁴School of Biology, University of Leeds, Leeds, UK

id JPW, 0000-0001-9774-1910; SG, 0000-0001-9381-2873; KBB, 0000-0002-5027-0207; DHN, 0000-0002-9985-0317; JAF, 0000-0001-7183-4115

The age of individuals has consequences not only for their fitness and behaviour but also for the functioning of the groups they form. Because social behaviour often changes with age, population age structure is expected to shape the social organization, the social environments individuals experience and the operation of social processes within populations. Although research has explored changes in individual social behaviour with age, particularly in controlled settings, there is limited understanding of how age structure governs sociality in wild populations. Here, we synthesize previous research into age-related effects on social processes in natural populations, and discuss the links between age structure, sociality and ecology, specifically focusing on how population age structure might influence social structure and functioning. We highlight the potential for using empirical data from natural populations in combination with social network approaches to uncover pathways linking individual social ageing, population age structure and societal functioning. We discuss the broader implications of these insights for understanding the social impacts of anthropogenic effects on animal population demography and for building a deeper understanding of societal ageing in general.

This article is part of the discussion meeting issue 'Understanding age and society using natural populations'.

1. Introduction

Age determines many aspects of life, underpinning variation in individual-level characteristics across species [1–4]. This is summarized through the framework of life-history theory, which posits that organisms have limited resources invested in traits and processes at different points throughout their lifespan to maximize fitness [5]. Ageing in late life is generally associated with senescence, i.e. a decline in physiological functioning that leads to a loss of organismal function, decreased fecundity and increased probability of death [6–13]. However, ageing itself broadly reflects a temporal parameter that measures the amount of time since birth, and therefore, may be accompanied by many other changes in an individual's biology in addition to physiological senescence in late life, such as sexual maturation, the accumulation of resources and social experience, or a changing social environment due to cohort effects and selective disappearance resulting from natural selection acting within a generation. Therefore, patterns of age-specificity in individual characteristics can be complex but are evidenced in reproduction and survival probability [14–20], physiology and morphology [21–25] and behaviour [26–35]. Much previous research has studied ageing in laboratory settings, particularly using insects and other short-lived animals as models

[9,10,36–38]. However, studies on captive animals may lead to conclusions that cannot be generalized to natural ecological contexts [39]. Therefore, the importance of studying ageing in wild populations is widely acknowledged [18,40–45].

An individual's age can have consequences not only for its own survival and behaviour but also for the functioning of the population of which it is part. Recent work highlights that individual social behaviour can change with age [26–35,46–48], for example in terms of how many associates an individual has. This might be driven by a number of mechanisms [34] such as age-related changes in experience [49–52], space-use [26], cognitive physiology [53–55] or phenotypic plasticity [56,57]. Much of the research that has assessed age-related differences in sociality does so through comparing individual social behaviour among different age classes, as opposed to using longitudinal studies which measure how ageing relates to changing sociality within individuals across their lifetime. Thus, age-related differences in social behaviour may not be a direct result of within-individual ageing, but also between-individual processes such as cohort effects or selective disappearance [58–60]. Crucially, where age relates to social behaviour through whichever of the discussed mechanisms, and thus variation in the number, type and strength of relationships formed, the age profile of the population as a whole might be expected to influence the overall social organization and functioning, and the consequences that depend on this. This can be conceptualized using the perspective of social structure, which is a synthesis of all social relationships between members of a group. It is determined by social interactions among individuals, from which relationships form, and thus govern the overall social structure of a group or population [61,62]. Hence, though frequently overlooked, the age structure is thus likely to be an important driver of variation in social structure across populations [45].

Age structure is a demographic property that describes the distribution of age within a population, determined by variation in processes that affect how many individuals are born, die and migrate in and out of a population. It is well established that the variation in age structure plays an important role in the demographic functioning of populations. This is because individual age-specificity in survival and reproduction means that fluctuations in age structure influence population vital rates [63,64]. Additionally, age groups differ in their demographic sensitivity to density dependence and environmental factors [65–68]. Thus, variation in age structure influences the overall population growth rate, which itself will cause a change to age structure as more or fewer individuals are recruited into the population or die [69–75]. Therefore, age structure and the demographic processes that determine it are highly interrelated and exert a reciprocal influence on one another (figure 1). As already explained, however, age structure will not only influence demographic rates but may also affect the social structure of populations and the operation of social processes within them. The interplay between age and society is of primary significance in a range of biological disciplines: to behavioural ecologists interested in the causes and consequences of social processes, and how this is shaped by age [31,58,76–80]; to evolutionary biologists concerned with the evolution of social behaviour and ageing, and how evolution influences social structure over generations [1,8,16,81–84] and to gerontologists interested in ageing human societies [85–88]. However, our general understanding of how population age structure affects sociality in the wild is limited.

In this article, we assess previous research into age-related effects on social processes with the aim to better understand the link between age structure and sociality in the wild (§2). While it is clear that age structure, sociality and the ageing process can profoundly influence the evolutionary dynamics of each other [3,89–96], this review is primarily focused on the ecological perspective of the link between age and sociality in wild populations. Finally, we highlight the potential for using empirical data from natural populations in concert with a social network approach to uncover the causes and consequences of the relationship between age structure and sociality and discuss future directions for the research field (§3).

2. Population age structure and sociality

Existing work on natural populations identifies the potential for age structure and demographic rates to be tied to one another in various ways (figure 1). For example, for many European bird species, variation in masting events (e.g. in beech *Fagus*) affects juvenile survival and recruitment [97,98]. As a consequence, considerable temporal variation in age structure is generated: in great tits (*Parus major*), for example, the proportion of the population consisting of yearlings can vary from 27 to 68% [99]. Age-specificity in reproduction and response to density dependence in this species [100–105] means that such changes in age structure will affect the population growth rate. What remains to be understood is the role sociality plays in the determination of age structure and demographic rates in natural populations.

The role that sociality plays in affecting variation in population age structure is currently not well understood but may be significant. This is because the patterning of social relationships, which produce overall social structure, can mediate survival and reproduction, thus influencing birth and death rates and the resulting distribution of age in wild populations [106]. For example, foals with a higher number of associates in a feral horse (*Equus caballus*) population had greater survival following a catastrophic event that caused a loss of 40% of individuals [107]. Benefits to health and survival as a result of social cohesion have also been evidenced in killer whales (*Orcinus orca* [108]); giraffes (*Giraffa camelopardalis* [109]); bighorn sheep (*Ovis canadensis* [110]); rock hyrax (*Procapra capensis* [111]), yellow-bellied marmots (*Marmota flaviventris* [112,113]), Barbary macaques (*Macaca sylvanus* [114,115]), rhesus macaques (*Macaca mulatta* [116–118]); baboons (*Papio cynocephalus* [119–121]) and humans (*Homo sapiens* [122–125]). Indeed, such benefits may help to explain why individuals increase their social connections after major disturbances [126–128]. Conversely, in some contexts, increased sociality may reduce survival or reproduction [124,129–132], for instance, when social contact increases infection risk [133–138]. In these ways, social behaviour might directly influence vital rates and generate variation in the resulting age structure of wild populations.

While the social behaviour and resulting social structure of a population may influence its age structure, we can also conversely ask whether age structure might affect the social structure and functioning of social processes. Such social processes refer to behavioural interactions including two or more individuals, affected by age-specific tendencies to perform them,

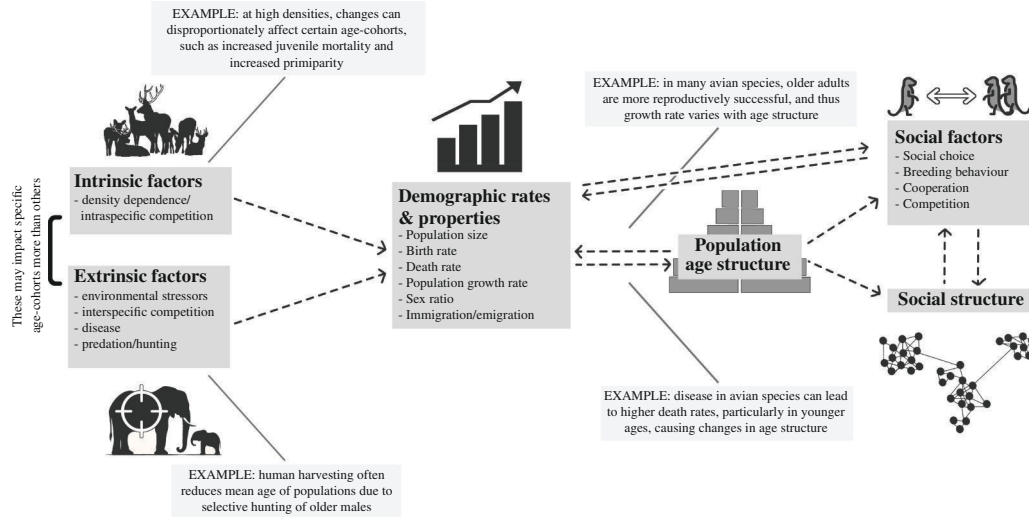


Figure 1. A conceptual synthesis of how variation in demographic rates and properties, age structure and sociality might mutually affect one another.

and the overall structure of the social network. Age-specific social behaviour has been demonstrated in many animal taxa from laboratory, domestic and wild populations [26–35]. In some cases, changes in social behaviour with age are profound. For example, as male lions (*Panthera leo*) age, they move from their natal pride into coalitions with other older males [139], thus considerably altering their social associations. Therefore, age structure might be critical to the overall social structure of wild populations. Some research has considered age distribution in social networks, asking in particular whether groups exhibit assortment with respect to age. Age-assortment in social networks, whereby association between same- or similar-age individuals is stronger than that expected from chance, has been observed in birds [29,140,141], primates [142] (including humans [143]), yellow-bellied marmots [80], sea lions (*Zalophus wollebaeki* [144]) and potentially bottlenose dolphins [145]. Such age-assortment may interact with the influence of age on social behaviour at the individual level to provide a mechanism whereby the overall age structure influences the emergent social structure and the operation of social processes within the social network. Despite this, the causal effect of age structure on the functioning of social processes is relatively understudied, and few studies have explicitly considered the mechanisms through which age structure determines social behaviour and structuring in wild populations. Here, we explore this by assessing how age is known to affect the relationship that population age structure holds with four key social processes: (i) social choice; (ii) breeding behaviour; (iii) cooperation; and (iv) competition.

(a) Social choice

Social preferences and relationships can influence survival and life-history outcomes in social species [95–105,107–112], as the choices made in terms of who to associate with and for how long can influence success in various contexts such as mating, cooperation, competition and social learning. It is well established that physiological characteristics can change with age, and senescence in such traits with old age is a widespread phenomenon [8,18]. The neurological and hormonal mechanisms that underpin social choice have been studied extensively in laboratory settings [146–150]. For example, the neuropeptide oxytocin is particularly important in mediating social choice in humans, such as that involved in parent–offspring bonds [151,152]. However, senescence in the physiological properties that underpin social behaviour and its relation to social changes associated with ageing in wild populations is understudied, and we lack a general cross-species understanding of patterns of social senescence (see §3).

In the context of social choice, humans become more selective with age, as individuals invest in fewer but stronger relationships [153–156]. Evidence is now emerging for similar patterns of social selectivity with increased age in non-human animals including: chimpanzees (*Pan troglodytes* [33]), macaques [32,157–159], yellow-bellied marmots [59,80], red deer (*Cervus elaphus* [26]), killer whales [160] and common terns (*Sterna hirundo*) [47]. In marmots, for example, fewer attempts are made to interact with old individuals, which consequently exert less social influence [59]. Observed patterns of increasing social selectivity with age might emerge from different, and potentially simpler processes, in wild populations compared to human societies, for example through increased mortality of older social partners or changes in space-use and associated social interactions. For example, in red deer, older individuals are less socially connected which may stem from changes in space-use, with older deer having smaller home ranges in areas of lower quality and density [26].

It is likely that these age-related changes in social choice will play a role in the relationship between population age structure and other social processes. For example, if strong mutual bonds between older individuals promote prosocial behaviour, the presence of older individuals within a population may contribute to higher average rates of cooperation. Overall, age-related changes in social choice may influence social structure through changing which, and with how many, associates an individual chooses to interact with depending on age. This, therefore, provides a mechanism by which variation in age structure may affect the overall societal structure and functioning.

(b) Breeding behaviour

Breeding behaviour is a well-studied aspect of social behaviour, and age-related changes might mean that variation in age structure will alter patterns of breeding across a population. Here, we review the implications of age-specificity for breeding processes that depend on social interactions, through mate choice and subsequent decisions of whether to form a long-term partner social bond, divorce or commit extra-pair copulations (EPCs). We assess how these might affect population-level breeding behaviour given variation in age structure.

The choice of mate can be an important determinant of reproductive success [161–167]. It has been demonstrated that some females adjust mating preferences based on previous experience, known as the ‘previous male effect’ [165–178]. Because refinement of mating preferences occurs in response to previous mating behaviour, as older females will have undergone more breeding attempts, they may then be expected to show more refined mating preferences than younger females. This effect captures how age relates to mate choice, since females with greater experience must have undergone more breeding attempts, and therefore older individuals may be better at choosing mates [49]. Conversely, in some cases, older females might be less choosy, which may be caused by delayed mating in senescent females resulting in reduced choosiness, or decreased ability to discriminate male quality due to deterioration of sensory capacity with senescence [179–181]. As well as previous experience, mate preferences can be learnt socially, a process known as mate copying [182–186]. In some species, younger individuals are more likely to copy the mate choice of others [187–189], and thus age structure might influence the overall levels of mate copying, which could have considerable effects on population-level breeding behaviour through affecting which males are chosen. Furthermore, as well as influencing population-level breeding behaviour through individual age-specificity, population age structure might mediate mate choice by determining which individuals of a given age mate together if the age distribution is skewed towards specific age-cohorts. For example, recent work demonstrates that in species with high mortality rates, a large proportion of the population exists in a single age-cohort, and thus fluctuations in age structure largely determine variation in levels of age-assortative mating [99,190].

In socially monogamous species, once a mate is chosen, individuals may remate with the same partner to increase breeding success [191–193]. Such remating results in pair-bonding behaviour, where a long-term relationship forms [194–197]. Pair-bonds require that partners sustain their relationship beyond a single or multiple mating attempts [194,198,199] and when individuals elect to remate based on previous success [200,201], we may expect to see a higher proportion of older individuals pair-bonded than younger ones, due to age-specific breeding success in many species where performance is lower in young breeders [15,19,202]. Age structure might therefore influence pair-bonding in populations, which may have important consequences as pair-bonding can be adaptive independent of age and reproductive experience [203], thus potentially affecting population productivity. However, this relationship is complicated by the fact that, as pairs age, there is an increasing likelihood that one partner will die between breeding attempts, leading to widowhood [192,204]. Moreover, in short-lived species where mortality between breeding attempts is high, costs of waiting to remate with a partner that has died have been hypothesized to select for divorce and partner-switching [205]. The strength and direction of the relationship between individual age and pair-bonding behaviour are thus likely to be mediated by mortality and lifespan, with the prediction that population age structure should most strongly predict pair-bonding across populations in long-lived species with low extrinsic mortality.

In addition to avoiding costs associated with delayed breeding, an individual may divorce if it fails to reach optimum reproductive potential with a partner of low quality [204–207]. Within a population, the proportion of prime-age individuals (those in the age class with the highest reproductive and survival rates [65,208–210]) may affect divorce rates, as partners choose to divorce to mate with individuals of higher reproductive value. For example, divorce rates in barnacle geese (*Branta leucopsis*) increase when there is a greater proportion of older, more experienced individuals among unpaired birds [191,192]. In some cases, rather than divorcing their partner, individuals may seek EPCs [211,212]. The likelihood of performing EPCs can be influenced by age, with meta-analyses pointing to a positive correlation between male age and extra-pair paternity gained from EPCs [213,214]. Thus, population age structure is likely to influence rates of both divorce and EPCs, which may in turn have a significant influence on population-level breeding behaviour depending on the distribution of age within the population.

(c) Cooperation

There is emerging evidence for a close relationship between age and cooperation across multiple ecological contexts, and in some cases, there is a clear association between age structure and population-level measures of cooperation. For example, a study of 16 populations in a small-scale horticulturalist human society has demonstrated that demographic factors influence resource-sharing [215]. Age, in particular, had a positive effect on resource-sharing, with older individuals contributing more to the ‘group pot’. Furthermore, villages with more adult sisters had higher inequality in resource distribution, suggesting an interplay between age structure, sex distribution and kinship in explaining rates of cooperation. Some empirical evidence also demonstrates ecological links between cooperation and age in non-human animals [216–218] and bacteria [219], but the influence of variation in population age structure has not been explicitly considered.

Levels of tolerance and willingness to cooperate may be expected to vary over an individual’s lifespan, related to changes in pay-offs, partner-choice, competitiveness and the learning of heuristics that allow individuals to benefit from cooperative interactions. Older individuals may have more familiar associates and stronger bonds, allowing for more frequent cooperation with their social associates. For example, great tits are more likely to cooperate with familiar neighbours [220], and older individuals are more likely to be familiar with their neighbours [221]. Therefore, in such cases, populations with many older individuals may have higher rates of cooperation overall. Furthermore, cooperation may increase with age if individuals learn to cooperate through their experiences with other cooperators. However, as individuals age, the number of social partners

may dwindle if partners are not replaced upon their death, potentially leading to lower levels of cooperation through loss of opportunity [26]. Alternatively, the number of social partners may be reduced due to the previously discussed potential increases in social selectivity with age. Even if age is not directly related to the propensity to cooperate, it is possible, for example, that if individuals of a particular age are more likely to engage in policing of cheaters, the age structure of the population may influence rates of cooperation versus defection [222]. Furthermore, if cooperation confers survival or reproductive benefits to cooperators, individuals may cooperate more as they age in order to mitigate the potential negative effects of senescence [220,223,224] (see §3).

An extreme form of cooperation seen in animals is cooperative breeding, where individuals provide care to young that are not their own (alloparental care). From an ecological perspective, cooperative breeding is considered to most commonly arise when individuals delay or forego natal dispersal and instead remain in their natal territory caring for the offspring of breeders [225]. In such systems, age-dependent plasticity in the provision of alloparental care may allow individuals to adjust their helping strategies to changes in social and environmental conditions that occur over their lifetime. Recent work shows that local relatedness to other group members can change systematically through the lifespan of an individual, known as kinship dynamics [83,218,226,227]. In cooperative breeders, relatedness between helpers and breeders commonly declines as helpers age, due to time-dependent breeder replacement and dispersal dynamics [218,228]. In these cases, individuals may reduce investment in help as they age [218,229], as lower relatedness often predicts decreased helping efforts in cooperative breeders [230–235]. In Damaraland mole-rats (*Fukomys damarensis*), for example, investment in alloparental care declines with age [236], although this effect may be due to more general age-related declines in performance. Moreover, a decline in relatedness with age, and with it the indirect fitness pay-offs of helping, might provoke dispersal attempts by older helpers which then seek to boost inclusive fitness through reproduction outside of the natal group [237]. In other species, however, the prospect of territory inheritance and associated reproductive benefits may favour continued philopatry. This occurs, for example in primitively eusocial hover wasps (*Liostenogaster flavolineata*), where females form an age-based queue in which only the oldest female reproduces [238–241]. In this and other species that queue for inheritance, individuals are observed to reduce investment in alloparental care as they ascend rank, which can be interpreted as an attempt by older and thus higher ranking individuals to reduce the mortality risk associated with foraging off the nest in an attempt to survive to inherit the nest [242]. Such a selfish strategy, therefore, leads to a similar negative relationship between age and helping effort, but in this case, the relationship is mediated by the prospect of direct fitness gains through future reproduction rather than the concurrent decline in relatedness and indirect fitness pay-offs of help. Multiple ecological processes can shape age-specificity in cooperative breeding, which may therefore in turn generate relationships between age structure and cooperation at the population level.

(d) Competition

Competition for mates, breeding sites and food is a fundamental ecological process in wild populations [243], including in social species where individuals face local competition with group members. As with cooperative behaviours, an individual's ability to perform, and investment in, competitive behaviours can be sensitive to age [244,245]. In some taxa, older individuals are dominant in competitive interactions [246–252], allowing them to monopolize resources [253]. Age too is observed to confer competitive dominance in species where males form reproductive alliances with the aim of monopolizing access to females. In bottlenose dolphins, for example, alliances comprising old males are more successful in competition against alliances of young males, despite typically comprising fewer individuals [254]. In some social species, costs of competition among group members favour the formation of dominance hierarchies, with differences in competitive ability reinforced through ritualized threat behaviours rather than escalated fighting [255,256]. Because competitive ability commonly increases with age, the age structure of populations can strongly influence the formation of hierarchies [257]. In *Polistes* wasps, for example, age structure is an important determinant of hierarchy formation due to an age-based system of queen replacement [258].

Variation in competitive ability with age will also have important consequences for density dependence in age-structured populations. The effect of age distribution on both inter- and intra-specific competition has been explored through the use of density-dependence models that mathematically estimate the outcomes of competition depending on age structure [65,68,259–263]. The use of such models alongside empirical data gives an indication of how age structure influences density dependence by mediating levels of competition. For example, in great tits, young individuals constitute the critical age class for density regulation, whereby the youngest birds have the strongest competitive effect on other breeding females of the same age or older [104]. Expanding these initial findings, it has been shown that including age-specific effects in density-dependence models improves the predictions of population size fluctuations by up to three times in a great and blue tit (*Cyanistes caeruleus*) population [105], indicating the importance of age structure in determining population-level competition.

Variation in age structure will also affect the probability that certain individuals win competitive encounters and which competitive strategies are adopted. For example, the competitive environment is strengthened in mixed-age *Plodia interpunctella* and *Ephesia cautella* moth cohorts compared to uniform-aged cohorts [264]. Furthermore, changes in age structure and the levels of competition might be mutually reinforcing in that competition may also lead to fluctuations in age structure through its effect on death or dispersal rates. For example, it has been shown that competition for breeding patches, mediated by the presence of predators, induces changes in age structure through age-specific dispersal away from the breeding site in Audouin's gulls (*Ichthyiaetus audouinii* [265]).

3. Future directions

We have sought to highlight the potential for variation in age structure to govern sociality in wild populations through its impact on social behaviour. However, the discussion of the effects of age structure on sociality at the population level is largely conjectural based on predictions from age dependence in behaviour mostly at the individual level. We argue that wild animal populations provide a unique opportunity to advance knowledge regarding the relationship between age structure and sociality as it manifests explicitly at the population level. This is because natural populations often show considerable variation in age composition across space and time in well-monitored systems; and also provide a useful setting for the fine-scale tracking of individuals over their entire lifetime and the monitoring of their social networks (and associated social processes) over many generations. In §3a–d, we discuss future emerging directions for this area.

(a) Advancing social network approaches in relation to ageing in wild populations

Recent advances have established social network analysis (SNA) as an increasingly powerful tool for understanding the causes and consequences of sociality in a range of evolutionary and ecological contexts [266–270]. By using SNA, individuals are studied as ‘nodes’ in a network, that are connected by ‘edges’ defined by social interactions [62,271,272]. Through this, the diverse range of associations between individuals are quantitatively assessed, such that hypotheses on the patterning of social processes and overall social structure can be tested in a generalized manner, providing insight into population-level behaviour. This allows examination of how individuals affect social processes and the emergent sociality of a group, such as the social transmission of behaviour, information or disease. Furthermore, including individual-level phenotypes (such as sex, size, etc.) in SNA allows for the quantitative link between such phenotypes, their associated social network metrics and group-level sociality. Although age itself is not a phenotype but rather represents a temporal parameter, it is associated with biological variance in various individual-level phenotypes and has a quantitative value which can be used in SNA. Specifically, due to the previously discussed effects of age on individual sociality, it is likely that age structure will influence interactions and relationships, thus necessarily shaping the overall social network and processes operating within it [58,273–276] (figure 2). For example, recent work by Siracusa *et al.* [58] assesses how changes in social behaviour in free-roaming rhesus macaques affect emergent social structure using SNA on empirical data. The results revealed that ageing female macaques became less indirectly connected for some, but not all, network measures. Further, the authors use agent-based models to understand the extent at which age-based social differences and certain age distributions would result in changes to the overall social network structure (similar to that presented in figure 2), but also reveal that variation in age structure does not relate to the structure of the network in this species. Such research is encouraging in that it shows the applicability of SNA in uncovering links between age, individual social behaviour and overall social structure.

Here, we suggest the wider use of SNA to study how age influences societies through three main routes. First, there are many detailed social networks that have been collected across numerous animal populations globally, which could be collated to test for relationships between age, social interactions and the emergent social structure. Second, by combining datasets that describe life-history attributes within animal populations [277,278] with their associated network datasets, it can be established how key demographic factors (such as birth and death rates) interact with individual ageing to affect how societies change with time. Finally, simulation modelling techniques could be applied to empirical data to assess how selection for particular age-related phenotypes, together with trans-generational processes such as inheritance and vertical transmission, shape inter-generational social structure.

Furthermore, an advantage of non-human animal populations is that they present several options to experimentally manipulate individual social behaviour, the social network or age structure to test proposed hypotheses using SNA. For instance, previous social network studies in wild great tits have used experimental removals to examine the effects of the loss of conspecifics on social behaviour and network structure [127] and used automated selective feeding stations to apply individual-level treatments to manipulate social structure. This has allowed researchers to experimentally impose social segregation of groups [279], alter the pathways of social information flow [280], assign foraging locations based on individuals’ age [281] and manipulate individuals’ social centrality [282]. In the future, such manipulations could be used to specifically manipulate local age structure and examine the direct consequences for social behaviour and arising social processes, which has recently been achieved using captive populations of forked fungus beetle (*Bolitotherus cornutus* [274,275]). Conversely, manipulations could be used to alter wild populations’ social structure and assess the impact this has on group demographic rates and resulting age structure, which similarly was recently explored using experimental populations of forked fungus beetle to evaluate multilevel selection as variation in group network structure interacts with demographic rates [283].

The use of SNA to study the effects of age structure in wild populations begs the question of how best to quantify this demographic property. In the literature, age structure is often used as a qualitative term, with little emphasis on how to examine it quantitatively. This may be because it is challenging for a scalar index to convey all information contained in a vector—in this case the relative composition of individuals in every age-cohort [70]. This differs from many other demographic characteristics that can be captured in a single statistic, such as population size, growth rate or sex ratio. Typically, animal population age structure is quantified as either the mean or median age of a population [70,284–286], or as the proportion in a given age-cohort, such as prime-aged or juvenile individuals [65,70,99,208,209,265,284,287–292]. While these statistics contain information regarding the central tendency and aspects of skew, we suggest future research should re-establish quantitative definitions of age structure such that maximum information on the distribution of age can be captured, upon which hypotheses can then be tested. This could be done through greater application of research from human population ageing [86,88,293,294].

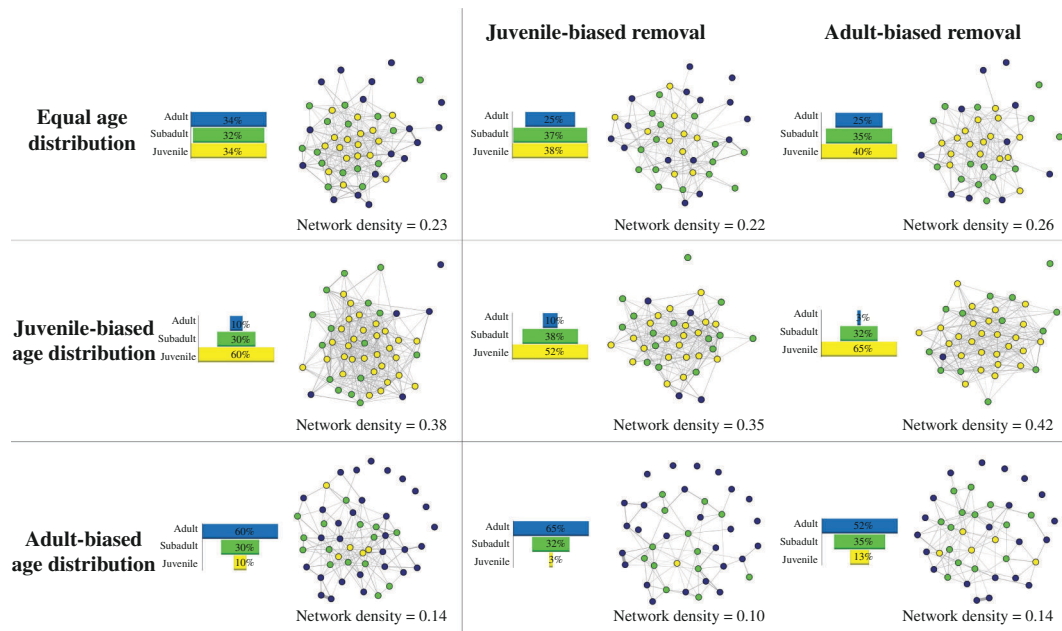


Figure 2. Social networks of hypothetical populations with different age structures following juvenile- or adult-biased removal, demonstrating the potential shifts in social structure as age structure is altered. The left column shows three initial social networks of 50 individuals with an equal (top), juvenile-biased (middle) and adult-biased (bottom) age distribution. Adults are shown in blue, subadults in green and juveniles in yellow. In these networks, we assume that the tendency to socialize decreases with age, i.e. juveniles are about six times more likely to socialize than adults. Underneath each social network, we present the network density (the number of existing connections divided by all possible connections), which gives a measure of how well individuals are connected. The central and right columns illustrate the hypothetical changes in network structure following juvenile-biased (central) or adult-biased (right) removal, i.e. under the juvenile-biased removal, juveniles had an 80% chance of being removed compared to adults and subadults (10% chance of removal each). In each case, 10 individuals were removed. Such effects of age distribution on social network structure should be assessed using empirical data from wild populations (see recent work [58,274]).

For example, the *aged-child ratio* is the ratio of the number of elderly persons to the number of children, thus considering both ends of the age structure simultaneously. It is represented by the formula

$$\frac{P^{65+}}{P^{0-14}} 100,$$

where P^{65+} is the proportion of over 65-year-olds in the population and P^{0-14} is the proportion of children 0 to 14 years old [293]. Adapting the aged-child ratio may be a useful way of quantifying animal population age structure, for example, by substituting the proportion of 65+-year-olds with the proportion of senescent individuals, and the proportion of 0- to 14-year-olds with the proportion of juveniles or sexually immature individuals.

In addition to suggesting the application of human ageing studies to inspire quantitative definitions of age structure, we also identify that explicit methodological studies can be used to define quantitative measures of ecological and evolutionary mechanisms or characteristics. For example, much research has been devoted to developing quantitative definitions of reproductive skew in populations, such that it can be studied in statistical terms with greater biological relevance [295–297]. We, therefore, suggest that future research should endeavour to determine new mathematical estimations of animal population age structure. This would improve studies of age structure and sociality by optimizing the amount of information on the distribution of age across a population, allowing the incorporation of age structure in the use of statistical approaches (such as SNA) and permitting direct comparison of age structure and related processes between populations, even of different species.

(b) Social contagions in relation to age structure

Age structure is expected to affect how information, behaviours and diseases spread through populations by influencing social connections between individuals. Of these, the transmission of disease has received the most attention. For example, morbidity and mortality in wild bird influenza outbreaks are age-specific, where the youngest mute swans (*Cygnus olor*) die 16.8 times more frequently than birds of other ages [298–300]. As a result of this age-specificity in infection, individuals of separate ages differ in their likelihood of transmitting disease [301–303]. Such effects may be exacerbated by social structure, because of age-related variation in social association [304–307]. However, age structure may also influence the transmission of information or behaviours, as well as disease. This may not be apparent if considered as a ‘simple contagion’, whereby the likelihood of learning is assumed to be determined by the total number of network connections to informed individuals [77,308–310]. However, instead, age-specificity in social learning means that behaviours may spread as ‘complex contagions’, whereby transmission is not only determined by the number of connections but also by specific rules governed by age that affect uptake of the behaviour [77,78]. Thus, when considering complex patterns of transmission through SNA, age effects on social contagions might be detected.

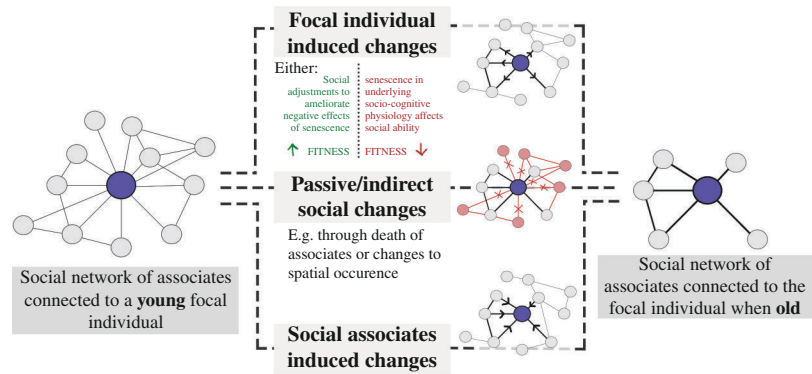


Figure 3. Different mechanisms that could result in the same late-life changes in social selectivity with age. In each network, the focal individual is represented by the dark blue node.

Such age effects exist because the age composition of dyads that make up groups influences whether an individual learns from another, and how quickly information is transmitted [311–316]. Furthermore, the age of individuals in such dyads will affect how long behavioural change will persist [317], influencing the likelihood that a behaviour will continue to spread through a population. This is caused by age-specific abilities to acquire, process, utilize and transmit information [79,318]. On a population level, this means that age structure might influence if and how quickly behaviour spreads, dependent on the probability of transmission between different age classes, or due to critical periods in development where social learning is easier [76]. For example, in troops of Japanese macaques (*Macaca fuscata*) with missing age classes (and therefore an abnormal age structure), stone-handling behaviours are less likely to spread and are performed less frequently [319]. Similarly, when novel or invented behaviours are restricted to one age class, they may be less likely to spread or be maintained within a population [320,321]. The causal effects of age on social transmission of behaviour should receive more attention and is an example of how SNA could be used to assess the effects of age structure on sociality.

(c) Human impact on wild populations' social ageing

Generating a better understanding of the link between age structure and social behaviour is crucial because human activities are increasingly modifying wild population demographics [292,322–326]. Human-induced environmental changes are diverse, ranging from structural modifications to the physical environment, such as landscape fragmentation, pollution and anthropogenic food subsidies [327–329], to changes in the social environment by influencing population size, composition and social interactions [330,331]. Importantly, changes in animal sociality can be mediated by human-induced changes in population age structure. Here, we briefly review two human activities— supplemental feeding and the selective harvesting of wild animals— and their potential impact on population age structure and sociality.

Supplemental feeding, such as bird feeding stations, can affect age structure by artificially increasing survival rates in certain age-cohorts [332,333]. For example, adult tit species (Paridae) often have higher winter survival than yearlings, presumably because of more foraging experience and higher dominance [334,335]. Supplemental feeding increases the survival of yearlings [334] and may thus lead to a bias in population age structure towards younger age classes. Furthermore, food supplies can impact age structure if age classes respond differently to anthropogenic food. For example, the provisioning of food is often used in the conservation of scavenger populations such as the bearded vulture (*Gypaetus barbatus*). Contrary to expectation, anthropogenic feeding sites have been found to increase the survival of sub-adults but not adults in this species, presumably because adult birds foraged less frequently on these food types, leading to on average younger populations [336]. By increasing the survival of younger cohorts, supplemental feeding thus has the potential to drive changes in emergent social structure and functioning by promoting social processes that are performed to a greater extent in younger age cohorts.

One of the best documented cases of human activities impacting wild populations' age structure is selective harvesting. Hunting and fishing often target individuals with specific phenotypic traits [337–341]. Unsustainable trophy hunting selects individuals with the most attractive ornamental traits such as horns, antlers, plumage and body size, which often correlates with age, thus often leading to age-specific removal of individuals [339]. For example, human hunters select on average younger female elks (6.5 years) with greater reproductive value compared to those selected by natural grey wolf (*Canis lupus*) predators (13.9 years). Therefore, by primarily removing prime-aged females, humans may have a strong impact on the future population viability and the emergent age structure of elks [342]. Age-specific harvesting is particularly evident in fish populations, where larger and older fish which contribute disproportionately to spawning and population growth are often the same cohort which are removed the most through commercial harvesting, thus causing truncations in the age structure and damaging the future resilience of populations [343–350]. Related, illegal wildlife trade can result in age-biased removal of individuals [351,352]. For instance, poaching of various parrot species (order Psittaciformes) is biased towards the extraction of fledglings because they are easier to locate and catch than adult birds [352]. Hence, in addition to decreases in population size, certain harvesting practices can alter population age structure, which may have consequences for population social structure and functioning (for example, see effects of juvenile-biased removal on network density in figure 2).

(d) Advancing our understanding of social senescence

Finally, we briefly highlight the importance of advancing our understanding of social senescence. In this review, we have considered social ageing as a process of general age-related changes in social behaviour as individuals progress through time, and have discussed patterns that are likely to emerge in population-level sociality given variation in age structure. We hope this may also provide an initial base from which further research can assess and build a cross-species understanding of social senescence specifically.

Senescence is the decline in organismal functioning with old age and thus is associated with decreased fitness as selection is weakened in late life [6–13]. Such senescence is evidenced in wild populations, with old-age-related changes in survival probability, reproduction and other, typically physiological, traits [18]. However, while physiological senescence is evident, our understanding of social senescence remains considerably less clear. Specifically, while age-related changes in social behaviour occur with old age, the process behind such changes is ambiguous. Indeed, there is currently limited knowledge on whether age-related changes in social behaviour are generally as a result of senescence (i.e. declining physiological health) or other mechanisms, and whether old-age-related changes in social behaviour hold negative outcomes for the organism. For example, changes in social selectivity with age (where older individuals have fewer but stronger relationships, as discussed previously) could be generated by several different mechanisms while producing similar patterns, and may have positive or negative effects (figure 3). First, late-life-related social change might be induced by the focal individual, but this could either be associated with increasing fitness if they are adjustments in social behaviour to ameliorate the negative effects of senescence or decreasing fitness if mediated by senescence in underlying socio-cognitive physiology. Second, old age social change may be unrelated to active changes in social behaviour but instead be a result of other processes with old age, such as changes in spatial occurrence or death of conspecifics. Finally, social traits are influenced not only by genes carried by focal individuals (direct genetic effects) but also by social partners (indirect genetic effects) as dyadic relationships are as a result of more than one individual [96,268,353–355]. Therefore, late-life social change might be primarily mediated by changes in the social behaviour of associates. Work has begun to assess the role of social senescence in driving late-life changes in social behaviour versus other mechanisms [34,48,356], along with the consequences of this for individuals' fitness, but more research is needed to gain a generalized understanding of social senescence and its role in natural populations.

4. Concluding remarks

We have highlighted the roles that population age structure and sociality each play in influencing variation in the other. However, the relationship between these variables remains little studied in the wild. We have further highlighted the opportunities to be gained by using SNA in combination with data from natural populations, and we hope that this inspires future research that uses SNA to examine the causal links between variation in age structure and the social functioning of wild populations. Understanding the consequences of variation in age structure on population-level processes is timely, given the increasing impact of anthropogenic activity on population age structure, both indirectly as environmental change impacts the demography and emergent age structure of populations and directly as age structure is altered through hunting and harvesting. Furthermore, human populations are rapidly ageing for the first time in history. Through advancements in our understanding of age structure in natural populations, greater insights into whether there are fundamental rules of how societies age and the potential social implications of this across systems may be possible. Our hope is that future research will provide new understanding of how age shapes social behaviour and emerging societal structure, the ecological and evolutionary forces that mediate these effects, and the consequences in turn of variation in age structure for fundamental social processes.

Ethics. This work did not require ethical approval from a human subject or animal welfare committee.

Data accessibility. This article has no additional data.

Declaration of AI use. We have not used AI-assisted technologies in creating this article.

Authors' contributions. J.P.W.: conceptualization, investigation, visualization, writing—original draft, writing—review and editing; S.G.: conceptualization, investigation, visualization, writing—original draft, writing—review and editing; K.B.B.: visualization, writing—original draft, writing—review and editing; J.P.G.: writing—review and editing; D.H.N.: writing—review and editing; J.A.F.: investigation, supervision, writing—original draft, writing—review and editing.

All authors gave final approval for publication and agreed to be held accountable for the work performed therein.

Conflict of interest declaration. We declare we have no competing interests.

Funding. This work was supported by the Edward Grey Institute of Field Ornithology, University of Oxford. J.A.F. acknowledges funding from BBSRC (BB/S009752/1), NERC (NE/S010335/1 and NE/V013483/1) and WildAI (CBR00730).

References

1. Korb J, Heinze J. 2021 Ageing and sociality: why, when and how does sociality change ageing patterns? *Phil. Trans. R. Soc. B* **376**, 20190727. (doi:10.1098/rstb.2019.0727)
2. Lemaître JF, Gaillard JM. 2017 Reproductive senescence: new perspectives in the wild. *Biol. Rev.* **92**, 2182–2199. (doi:10.1111/brv.12328)
3. Monaghan P, Charmantier A, Nussey DH, Ricklefs RE. 2008 The evolutionary ecology of senescence. *Funct. Ecol.* **22**, 371–378. (doi:10.1111/j.1365-2435.2008.01418.x)
4. Paps J. 2021 Evolution: how animals come of age. *Curr. Biol.* **31**, R30–R32. (doi:10.1016/j.cub.2020.10.089)
5. Stearns SC. 1992 *The evolution of life histories*. Oxford, UK: Oxford University Press.
6. Clutton-Brock TH. 1988 *Reproductive success: studies of individual variation in contrasting breeding systems*. Chicago, IL: University of Chicago Press.

7. Medawar PB. 1952 *An unsolved problem of biology*. London, UK: H.K. Lewis and Co.
8. Shefferson RP, Jones OR, Salguero-Gómez R. 2017 *The evolution of senescence in the tree of life*. Cambridge, UK: Cambridge University Press.
9. Finch C. 1990 Longevity, senescence, and the genome. Chicago, IL: University of Chicago Press.
10. Kirkwood TBL, Austad SN. 2000 Why do we age. *Nature* **408**, 233–238. (doi:10.1038/35041682)
11. Partridge L. 1987 Is accelerated senescence a cost of reproduction? *Funct. Ecol.* **1**, 317. (doi:10.2307/2389786)
12. Rose MR. 1991 *Evolutionary biology of aging*. New York, NY: Oxford University Press.
13. Kirkwood TBL, Rose MR. 1991 Evolution of senescence: late survival sacrificed for reproduction. *Phil. Trans. R. Soc. Lond. B* **332**, 15–24. (doi:10.1098/rstb.1991.0028)
14. Bouwhuis S, Choquet R, Sheldon BC, Verhulst S. 2012 The forms and fitness cost of senescence: age-specific recapture, survival, reproduction, and reproductive value in a wild bird population. *Am. Nat.* **179**, E15–E27. (doi:10.1086/663194)
15. Forslund P, Pärt T. 1995 Age and reproduction in birds - hypotheses and tests. *Trends Ecol. Evol.* **10**, 374–378. (doi:10.1016/s0169-5347(00)89141-7)
16. Lemaître JF, Berger V, Bonenfant C, Douhard M, Gamelon M, Plard F, Gaillard JM. 2015 Early-late life trade-offs and the evolution of ageing in the wild. *Proc. R. Soc. B* **282**, 20150209. (doi:10.1098/rspb.2015.0209)
17. Loison A, Festa-Bianchet M, Gaillard JM, Jorgenson JT, Jullien JM. 1999 Age-specific survival in five populations of ungulates: evidence of senescence. *Ecology* **80**, 2539–2554. (doi:10.1890/0012-9658(1999)080[2539:ASSIFP]2.0.CO;2)
18. Nussey DH, Froy H, Lemaître JF, Gaillard JM, Austad SN. 2013 Senescence in natural populations of animals: widespread evidence and its implications for bio-gerontology. *Ageing Res. Rev.* **12**, 214–225. (doi:10.1016/j.arr.2012.07.004)
19. Sæther B. 1990 Age-specific variation in reproductive performance of birds. In *Current ornithology* (ed. DM Power), pp. 251–283, vol. 7. New York, NY: Plenum Press.
20. Froy H, Lewis S, Nussey DH, Wood AG, Phillips RA. 2017 Contrasting drivers of reproductive ageing in albatrosses. *J. Anim. Ecol.* **86**, 1022–1032. (doi:10.1111/1365-2656.12712)
21. Evans SR, Gustafsson L, Sheldon BC. 2011 Divergent patterns of age-dependence in ornamental and reproductive traits in the collared flycatcher. *Evolution (N.Y.)* **65**, 1623–1636. (doi:10.1111/j.1558-5646.2011.01253.x)
22. Jégo M, Lemaître JF, Bourgoïn G, Capron G, Warnant C, Klein F, Gilot-Fromont E, Gaillard JM. 2014 Haematological parameters do senesce in the wild: evidence from different populations of a long-lived mammal. *J. Evol. Biol.* **27**, 2745–2752. (doi:10.1111/jeb.12535)
23. Nussey DH, Watt K, Pilkington JG, Zamojska R, McNeilly TN. 2012 Age-related variation in immunity in a wild mammal population. *Aging Cell* **11**, 178–180. (doi:10.1111/j.1474-9726.2011.00771.x)
24. Remot F, Ronget V, Froy H, Rey B, Gaillard JM, Nussey DH, Lemaître JF. 2022 Decline in telomere length with increasing age across nonhuman vertebrates: a meta-analysis. *Mol. Ecol.* **31**, 5917–5932. (doi:10.1111/mec.16145)
25. Peters A, Delhey K, Nakagawa S, Aulsebrook A, Verhulst S. 2019 Immunosenescence in wild animals: meta-analysis and outlook. *Ecol. Lett.* **22**, 1709–1722. (doi:10.1111/ele.13343)
26. Albery GF, Clutton-Brock TH, Morris A, Morris S, Pemberton JM, Nussey DH, Firth JA. 2022 Ageing red deer alter their spatial behaviour and become less social. *Nat. Ecol. Evol.* **6**, 1231–1238. (doi:10.1038/s41559-022-01817-9)
27. Biondi LM, Bó MS, Vassallo AI. 2010 Inter-individual and age differences in exploration, neophobia and problem-solving ability in a neotropical raptor (*Milvago chimango*). *Anim. Cogn.* **13**, 701–710. (doi:10.1007/s10071-010-0319-8)
28. Catry P, Phillips RA, Phalan B, Croxall JP. 2006 Senescence effects in an extremely long-lived bird: the grey-headed albatross *Thalassarche chrysostoma*. *Proc. Biol. Sci.* **273**, 1625–1630. (doi:10.1098/rspb.2006.3482)
29. Farine DR *et al.* 2015 The role of social and ecological processes in structuring animal populations: a case study from automated tracking of wild birds. *R. Soc. Open Sci.* **2**, 150057. (doi:10.1098/rsos.150057)
30. Lecomte VJ *et al.* 2010 Patterns of aging in the long-lived wandering albatross. *Proc. Natl Acad. Sci. USA* **107**, 6370–6375. (doi:10.1073/pnas.0911181107)
31. Machanda ZP, Rosati AG. 2020 Shifting sociality during primate aging. *Phil. Trans. R. Soc. B* **375**, 20190620. (doi:10.1098/rstb.2019.0620)
32. Rathke EM, Fischer J. 2021 Social aging in male and female barbary macaques. *Am. J. Primatol.* **83**, e23272. (doi:10.1002/ajp.23272)
33. Rosati AG, Hagberg L, Enig DK, Otali E, Emery Thompson M, Muller MN, Wrangham RW, Machanda ZP. 2020 Social selectivity in aging wild chimpanzees. *Science* **370**, 473–476. (doi:10.1126/science.aaz9129)
34. Siracusa ER, Higham JP, Snyder-Mackler N, Brent L. 2022 Social ageing: exploring the drivers of late-life changes in social behaviour in mammals. *Biol. Lett.* **18**, 20210643. (doi:10.1098/rsbl.2021.0643)
35. Siracusa ER, Negron-Del Valle JE, Phillips D, Platt ML, Higham JP, Snyder-Mackler N, Brent L. 2022 Within-individual changes reveal increasing social selectivity with age in *Rhesus macaques*. *Proc. Natl Acad. Sci. USA* **119**, e2209180119. (doi:10.1073/pnas.2209180119)
36. Hughes KA, Alipaz JA, Drnevich JM, Reynolds RM. 2002 A test of evolutionary theories of aging. *Proc. Natl Acad. Sci. USA* **99**, 14286–14291. (doi:10.1073/pnas.222326199)
37. Partridge L, Barton NH. 1993 Evolution of aging: testing the theory using *Drosophila*. *Genetica* **91**, 89–98. (doi:10.1007/BF01435990)
38. Zajitschek F, Zajitschek S, Bonduriansky R. 2020 Senescence in wild insects: key questions and challenges. *Funct. Ecol.* **34**, 26–37. (doi:10.1111/1365-2435.13399)
39. Lambrechts MM, Perret P, Maistre M, Blondel J. 1999 Do experiments with captive non-domesticated animals make sense without population field studies? A case study with blue tits' breeding time. *Proc. R. Soc. B* **266**, 1311–1315. (doi:10.1098/rspb.1999.0780)
40. Fletcher QE, Selman C. 2015 Aging in the wild: insights from free-living and non-model organisms. *Exp. Gerontol.* **71**, 1–3. (doi:10.1016/j.exger.2015.09.015)
41. Partridge L, Gems D. 2007 Benchmarks for ageing studies. *Nature* **450**, 165–167. (doi:10.1038/450165a)
42. Reznick DN, Ghalambor CK. 2005 Selection in nature: experimental manipulations of natural populations. *Integr. Comp. Biol.* **45**, 456–462. (doi:10.1093/icb/45.3.456)
43. Roach DA, Carey JR. 2014 Population biology of aging in the wild. *Annu. Rev. Ecol. Evol. Syst.* **45**, 421–443. (doi:10.1146/annurev-ecolsys-120213-091730)
44. Hayward AD, Moorad J, Regan CE, Berenos C, Pilkington JG, Pemberton JM, Nussey DH. 2015 Asynchrony of senescence among phenotypic traits in a wild mammal population. *Exp. Gerontol.* **71**, 56–68. (doi:10.1016/j.exger.2015.08.003)
45. Firth J, Albery G, Bouwhuis S, Brent L, Salguero-Gomez R. 2024 Understanding age and society using natural populations. *Phil. Trans. R. Soc. B* **379**, 20220469. (doi:10.1098/rstb.2022.0469)
46. Fürtbauer I, Shergold C, Christensen C, Bracken A, Heistermann M, Papadopoulou M, O'Riain M, King A. 2024 Linking energy availability, movement, and sociality in a wild primate (*Papio ursinus*). *Phil. Trans. R. Soc. B* **379**, 20220466. (doi:10.1098/rstb.2022.0466)
47. Moiron M, Bouwhuis S. 2024 Age-dependent shaping of the social environment in a long-lived seabird: a quantitative genetic approach. *Phil. Trans. R. Soc. B* **379**, 20220465. (doi:10.1098/rstb.2022.0465)
48. Siracusa ER, Pavez-Fox M, Negron-Del Valle J, Phillips D, Platt M, Snyder-Mackler N, Higham J, Brent L, Silk M. 2024 Social ageing can protect against infectious disease in a group-living primate. *Phil. Trans. R. Soc. B* **379**, 20220462. (doi:10.1098/rstb.2022.0462)

49. Wong RY, So P, Cummings ME. 2011 How female size and male displays influence mate preference in a swordtail. *Anim. Behav.* **82**, 691–697. (doi:10.1016/j.anbehav.2011.06.024)
50. Sachser N, Kaiser S, Hennessy MB. 2013 Behavioural profiles are shaped by social experience: when, how and why. *Phil. Trans. R. Soc. B* **368**, 20120344. (doi:10.1098/rstb.2012.0344)
51. Brent LJJ, Franks DW, Foster EA, Balcomb KC, Cant MA, Croft DP. 2015 Ecological knowledge, leadership, and the evolution of menopause in killer whales. *Curr. Biol.* **25**, 746–750. (doi:10.1016/j.cub.2015.01.037)
52. McComb K, Shannon G, Durant SM, Sayialel K, Slotow R, Poole J, Moss C. 2011 Leadership in elephants: the adaptive value of age. *Proc. R. Soc. B* **278**, 3270–3276. (doi:10.1098/rspb.2011.0168)
53. Gray DT, Barnes CA. 2019 Experiments in macaque monkeys provide critical insights into age-associated changes in cognitive and sensory function. *Proc. Natl Acad. Sci. USA* **116**, 26247–26254. (doi:10.1073/pnas.1902279116)
54. Lacreuse A, Parr L, Chennareddi L, Herndon JG. 2018 Age-related decline in cognitive flexibility in female chimpanzees. *Neurobiol. Aging* **72**, 83–88. (doi:10.1016/j.neurobiolaging.2018.08.018)
55. Manrique HM, Call J. 2015 Age-dependent cognitive inflexibility in great apes. *Anim. Behav.* **102**, 1–6. (doi:10.1016/j.anbehav.2015.01.002)
56. Fischer B, van Doorn GS, Dieckmann U, Taborsky B. 2014 The evolution of age-dependent plasticity. *Am. Nat.* **183**, 108–125. (doi:10.1086/674008)
57. Meuthen D, Baldauf SA, Bakker TCM, Thünken T. 2018 Neglected patterns of variation in phenotypic plasticity: age- and sex-specific antipredator plasticity in a cichlid fish. *Am. Nat.* **191**, 475–490. (doi:10.1086/696264)
58. Siracusa ER *et al.* 2023 Ageing in a collective: the impact of ageing individuals on social network structure. *Phil. Trans. R. Soc. B* **378**, 20220061. (doi:10.1098/rstb.2022.0061)
59. Kroeger SB, Blumstein DT, Martin JGA. 2021 How social behaviour and life-history traits change with age and in the year prior to death in female yellow-bellied marmots. *Phil. Trans. R. Soc. B* **376**, 20190745. (doi:10.1098/rstb.2019.0745)
60. Nussey DH, Coulson T, Festa-Bianchet M, Gaillard J-M. 2008 Measuring senescence in wild animal populations: towards a longitudinal approach. *Funct. Ecol.* **22**, 393–406. (doi:10.1111/j.1365-2435.2008.01408.x)
61. Hinde RA. 1976 Interactions, relationships and social structure. *Man* **11**, 1. (doi:10.2307/2800384)
62. Whitehead H. 1997 Analysing animal social structure. *Anim. Behav.* **53**, 1053–1067. (doi:10.1006/anbe.1996.0358)
63. Cole LC. 1957 Sketches of general and comparative demography. *Cold Spring Harb. Symp. Quant. Biol.* **22**, 1–15. (doi:10.1101/sqb.1957.022.01.004)
64. Inaba H. 2017 *Age-structured population dynamics in demography and epidemiology*. Berlin, Germany: Springer.
65. Coulson T, Catchpole EA, Albon SD, Morgan BJT, Pemberton JM, Clutton-Brock TH, Crawley MJ, Grenfell BT. 2001 Age, sex, density, winter weather, and population crashes in Soay sheep. *Science* **292**, 1528–1531. (doi:10.1126/science.292.5521.1528)
66. Gamelon M, Vriend SJG, Engen S, Adriaensen F, Dhondt AA, Evans SR, Matthysen E, Sheldon BC, Sæther B. 2019 Accounting for interspecific competition and age structure in demographic analyses of density dependence improves predictions of fluctuations in population size. *Ecol. Lett.* **22**, 797–806. (doi:10.1111/ele.13237)
67. Stenseth NC, Mysterud A, Ottersen G, Hurrell JW, Chan KS, Lima M. 2002 Ecological effects of climate fluctuations. *Science* **297**, 1292–1296. (doi:10.1126/science.1071281)
68. Gamelon M, Araya Ajoy Y, Sæther BE. 2024 The concept of critical age group for density dependence: bridging the gap between demographers, evolutionary biologists and behavioral ecologists. *Phil. Trans. R. Soc. B* **379**, 20220457. (doi:10.1098/rstb.2022.0457)
69. Collins SL *et al.* 2018 Temporal heterogeneity increases with spatial heterogeneity in ecological communities. *Ecology* **99**, 858–865. (doi:10.1002/ecy.2154)
70. Hoy SR, MacNulty DR, Smith DW, Stahler DR, Lambin X, Peterson RO, Ruprecht JS, Vucetich JA. 2020 Fluctuations in age structure and their variable influence on population growth. *Funct. Ecol.* **34**, 203–216. (doi:10.1111/1365-2435.13431)
71. Koons DN, Iles DT, Schaub M, Caswell H. 2016 A life-history perspective on the demographic drivers of structured population dynamics in changing environments. *Ecol. Lett.* **19**, 1023–1031. (doi:10.1111/ele.12628)
72. Rollinson CR *et al.* 2021 Working across space and time: nonstationarity in ecological research and application. *Front. Ecol. Environ.* **19**, 66–72. (doi:10.1002/fee.2298)
73. Carey JR, Papadopoulos NT, Papanastasiou S, Diamantidis A, Nakas CT. 2012 Estimating changes in mean population age using the death distributions of live-captured medflies. *Ecol. Entomol.* **37**, 359–369. (doi:10.1111/j.1365-2311.2012.01372.x)
74. Preston SH, Heuveline P, Guillot M. 2001 *Demography: measuring and modeling population processes*. Malden, MA: Blackwell Publishers.
75. Preston SH, Coale AJ. 1982 Age structure, growth, attrition and accession: a new synthesis. *Popul. Index* **48**, 217–259. (doi:10.2307/2735961)
76. Duboscq J, Romano V, MacIntosh A, Sueur C. 2016 Social information transmission in animals: lessons from studies of diffusion. *Front. Psychol.* **7**, 1147. (doi:10.3389/fpsyg.2016.01147)
77. Firth JA. 2020 Considering complexity: animal social networks and behavioural contagions. *Trends Ecol. Evol.* **35**, 100–104. (doi:10.1016/j.tree.2019.10.009)
78. Firth JA, Albery GF, Beck KB, Jarić I, Spurgin LG, Sheldon BC, Hoppitt W. 2020 Analysing the social spread of behaviour: integrating complex contagions into network based diffusions. *arXiv* (doi:http://arxiv.org/abs/2012.08925)
79. Kulahci IG, Quinn JL. 2019 Dynamic relationships between information transmission and social connections. *Trends Ecol. Evol.* **34**, 545–554. (doi:10.1016/j.tree.2019.02.007)
80. Wey TW, Blumstein DT. 2010 Social cohesion in yellow-bellied marmots is established through age and kin structuring. *Anim. Behav.* **79**, 1343–1352. (doi:10.1016/j.anbehav.2010.03.008)
81. Fischer J *et al.* 2019 Insights into the evolution of social systems and species from baboon studies. *eLife* **8**, 1–16. (doi:10.7554/eLife.50989)
82. Quigley TP, Amdam G V. 2021 Social modulation of ageing: mechanisms, ecology, evolution. *Phil. Trans. R. Soc. B* **376**, 20190738. (doi:10.1098/rstb.2019.0738)
83. Rodrigues AMM. 2018 Demography, life history and the evolution of age-dependent social behaviour. *J. Evol. Biol.* **31**, 1340–1353. (doi:10.1111/jeb.13308)
84. Gordon D. 2024 The life history of harvester ant colonies. *Phil. Trans. R. Soc. B* **379**, 20230332. (doi:10.1098/rstb.2023.0332)
85. Lutz W, Sanderson WC, Scherbov S. 2008 Global and regional population ageing: how certain are we of its dimensions? *J. Popul. Ageing* **1**, 75–97. (doi:10.1007/s12062-009-9005-5)
86. d'Albis H, Collard F. 2013 Age groups and the measure of population aging. *Demogr. Res.* **29**, 617–640. (doi:10.4054/DemRes.2013.29.23)
87. Harper S. 2014 Economic and social implications of aging societies. *Science* **346**, 587–591. (doi:10.1126/science.1254405)
88. Skirbekk VF, Staudinger UM, Cohen JE. 2019 How to measure population aging? The answer is less than obvious: a review. *Gerontology* **65**, 136–144. (doi:10.1159/000494025)
89. Ricklefs RE. 2008 The evolution of senescence from a comparative perspective. *Funct. Ecol.* **22**, 379–392. (doi:10.1111/j.1365-2435.2008.01420.x)
90. Ricklefs RE. 2010 Life-history connections to rates of aging in terrestrial vertebrates. *Proc. Natl Acad. Sci. USA* **107**, 10314–10319. (doi:10.1073/pnas.1005862107)
91. Gaillard JM, Lemaître JF. 2020 An integrative view of senescence in nature. *Funct. Ecol.* **34**, 4–16. (doi:10.1111/1365-2435.13506)
92. Johnstone RA, Cant MA. 2010 The evolution of menopause in cetaceans and humans: the role of demography. *Proc. R. Soc. B* **277**, 3765–3771. (doi:10.1098/rspb.2010.0988)

93. Doebeli M, Blarer A, Ackermann M. 1997 Population dynamics, demographic stochasticity, and the evolution of cooperation. *Proc. Natl Acad. Sci. USA* **94**, 5167–5171. (doi:10.1073/pnas.94.10.5167)
94. Wang Z, Wang Z, Zhu X, Arenzon JJ. 2012 Cooperation and age structure in spatial games. *Phys. Rev. E* **85**, 1–6. (doi:10.1103/PhysRevE.85.011149)
95. Souza PVS, Silva R, Bauch C, Girardi D. 2020 Cooperation in a generalized age-structured spatial game. *J. Theor. Biol.* **484**, 109995. (doi:10.1016/j.jtbi.2019.109995)
96. Wolf JB, Brodie III ED, Cheverud JM, Moore AJ, Wade MJ. 1998 Evolutionary consequences of indirect genetic effects. *Trends Ecol. Evol.* **13**, 64–69. (doi:10.1016/s0169-5347(97)01233-0)
97. Kallander H. 1981 The effects of provision of food in winter on a population of the great tit *Parus major* and the blue tit *P. caeruleus*. *Ornis. Scand.* **12**, 244. (doi:10.2307/3676087)
98. Verhulst S. 1992 Effects of density, beech crop and winter feeding on survival of juvenile great tits: an analysis of Kluyver's removal experiment. *Ardea* **80**, 285–292.
99. Woodman JP, Cole EF, Firth JA, Perrins CM, Sheldon BC. 2023 Disentangling the causes of age-assortative mating in bird populations with contrasting life-history strategies. *J. Anim. Ecol.* **92**, 979–990. (doi:10.1111/1365-2656.13851)
100. Harvey PH, Greenwood PJ, Perrins CM, Martin AR. 1979 Breeding success of great tits *Parus major* in relation to age of male and female parent. *Ibis* **121**, 216–219. (doi:10.1111/j.1474-919X.1979.tb04967.x)
101. Bouwhuis S, Sheldon BC, Verhulst S, Charmantier A. 2009 Great tits growing old: selective disappearance and the partitioning of senescence to stages within the breeding cycle. *Proc. R. Soc. B* **276**, 2769–2777. (doi:10.1098/rspb.2009.0457)
102. Bouwhuis S, Van Noordwijk AJ, Sheldon BC, Verhulst S, Visser ME. 2010 Similar patterns of age-specific reproduction in an island and mainland population of great tits *Parus major*. *J. Avian Biol.* **41**, 615–620. (doi:10.1111/j.1600-048X.2010.05111.x)
103. Bouwhuis S, Charmantier A, Verhulst S, Sheldon BC. 2010 Individual variation in rates of senescence: natal origin effects and disposable soma in a wild bird population. *J. Anim. Ecol.* **79**, 1251–1261. (doi:10.1111/j.1365-2656.2010.01730.x)
104. Gamelon M, Grøtøen V, Engen S, Bjørkvoll E, Visser ME, Saether BE. 2016 Density dependence in an age-structured population of great tits: identifying the critical age classes. *Ecology* **97**, 2479–2490. (doi:10.1002/ecy.1442)
105. Gamelon M, Vriend SJG, Engen S, Adriaansen F, Dhondt AA, Evans SR, Matthysen E, Sheldon BC, Saether BE. 2019 Accounting for interspecific competition and age structure in demographic analyses of density dependence improves predictions of fluctuations in population size. *Ecol. Lett.* **22**, 797–806. (doi:10.1111/ele.13237)
106. Harrison L, Churchill ER, Fairweather M, Smithson CH, Chapman T, Bretman A. 2024 Ageing effects of social environments in 'non-social' insects. *Phil. Trans. R. Soc. B* **379**, 20220463. (doi:10.1098/rstb.2022.0463)
107. Nunez CMV, Adelman JS, Rubenstein DI. 2015 Sociality increases juvenile survival after a catastrophic event in the feral horse (*Equus caballus*). *Behav. Ecol.* **26**, 138–147. (doi:10.1093/beheco/aru163)
108. Ellis S, Franks DW, Nattress S, Cant MA, Weiss MN, Giles D, Balcomb KC, Croft DP. 2017 Mortality risk and social network position in resident killer whales: sex differences and the importance of resource abundance. *Proc. R. Soc. B* **284**, 20171313. (doi:10.1098/rspb.2017.1313)
109. Bond ML, Lee DE, Farine DR, Ozgul A, König B. 2021 Sociability increases survival of adult female giraffes. *Proc. R. Soc. B* **288**, 20202770. (doi:10.1098/rspb.2020.2770)
110. Vander Wal E, Festa-Bianchet M, Réale D, Coltman DW, Pelletier F. 2015 Sex-based differences in the adaptive value of social behavior contrasted against morphology and environment. *Ecology* **96**, 631–641. (doi:10.1890/14-1320.1)
111. Barocas A, Ilany A, Koren L, Kam M, Geffen E. 2011 Variance in centrality within rock hyrax social networks predicts adult longevity. *PLoS One* **6**, e22375. (doi:10.1371/journal.pone.0022375)
112. Armitage KB, Schwartz OA. 2000 Social enhancement of fitness in yellow-bellied marmots. *Proc. Natl Acad. Sci. USA* **97**, 12149–12152. (doi:10.1073/pnas.200196097)
113. Montero AP, Williams DM, Martin JGA, Blumstein DT. 2020 More social female yellow-bellied marmots, *Marmota flaviventris*, have enhanced summer survival. *Anim. Behav.* **160**, 113–119. (doi:10.1016/j.anbehav.2019.12.013)
114. Lehmann J, Majolo B, McFarland R. 2016 The effects of social network position on the survival of wild Barbary macaques, *Macaca sylvanus*. *Behav. Ecol.* **27**, 20–28. (doi:10.1093/beheco/arv169)
115. McFarland R, Majolo B. 2013 Coping with the cold: predictors of survival in wild barbary macaques, *Macaca sylvanus*. *Biol. Lett.* **9**, 20130428. (doi:10.1098/rsbl.2013.0428)
116. Pavez-Fox MA *et al.* 2022 Reduced injury risk links sociality to survival in a group-living primate. *i. Sci.* **25**, 105454. (doi:10.1016/j.isci.2022.105454)
117. Ellis S, Snyder-Mackler N, Ruiz-Lambides A, Platt ML, Brent LNJ. 2019 Deconstructing sociality: the types of social connections that predict longevity in a group-living primate. *Proc. R. Soc. B* **286**, 20191991. (doi:10.1098/rspb.2019.1991)
118. Brent LNJ, Ruiz-Lambides A, Platt ML. 2017 Family network size and survival across the lifespan of female macaques. *Proc. R. Soc. B* **284**, 20170515. (doi:10.1098/rspb.2017.0515)
119. Campos FA, Villavicencio F, Archie EA, Colchero F, Alberts SC. 2020 Social bonds, social status and survival in wild baboons: a tale of two sexes. *Phil. Trans. R. Soc. B* **375**, 20190621. (doi:10.1098/rstb.2019.0621)
120. Silk JB, Beehner JC, Bergman TJ, Crockford C, Engh AL, Moscovice LR, Wittig RM, Seyfarth RM, Cheney DL. 2010 Strong and consistent social bonds enhance the longevity of female baboons. *Curr. Biol.* **20**, 1359–1361. (doi:10.1016/j.cub.2010.05.067)
121. Archie EA, Tung J, Clark M, Altmann J, Alberts SC. 2014 Social affiliation matters: both same-sex and opposite-sex relationships predict survival in wild female baboons. *Proc. R. Soc. B* **281**, 20141261. (doi:10.1098/rspb.2014.1261)
122. Holt-Lunstad J, Smith TB, Layton JB. 2010 Social relationships and mortality risk: a meta-analytic review. *PLoS Med.* **7**, e1000316. (doi:10.1371/journal.pmed.1000316)
123. Uchino BN. 2006 Social support and health: a review of physiological processes potentially underlying links to disease outcomes. *J. Behav. Med.* **29**, 377–387. (doi:10.1007/s10865-006-9056-5)
124. Yang YC, Boen C, Gerken K, Li T, Schorpp K, Harris KM. 2016 Social relationships and physiological determinants of longevity across the human life span. *Proc. Natl Acad. Sci. USA* **113**, 578–583. (doi:10.1073/pnas.1511085112)
125. Steptoe A, Shankar A, Demakakos P, Wardle J. 2013 Social isolation, loneliness, and all-cause mortality in older men and women. *Proc. Natl Acad. Sci. USA* **110**, 5797–5801. (doi:10.1073/pnas.1219686110)
126. Evans JC, Liechti JI, Boatman B, König B. 2020 A natural catastrophic turnover event: individual sociality matters despite community resilience in wild house mice. *Proc. R. Soc. B* **287**, 20192880. (doi:10.1098/rspb.2019.2880)
127. Firth JA, Voelkl B, Crates RA, Aplin LM, Biro D, Croft DP, Sheldon BC. 2017 Wild birds respond to flockmate loss by increasing their social network associations to others. *Proc. R. Soc. B* **284**, 20170299. (doi:10.1098/rspb.2017.0299)
128. Lantz SM, Karubian J. 2017 Environmental disturbance increases social connectivity in a passerine bird. *PLoS One* **12**, e0183144. (doi:10.1371/journal.pone.0183144)
129. Wey TW, Blumstein DT. 2012 Social attributes and associated performance measures in marmots: bigger male bullies and weakly affiliating females have higher annual reproductive success. *Behav. Ecol. Sociobiol.* **66**, 1075–1085. (doi:10.1007/s00265-012-1358-8)

130. Blumstein DT, Williams DM, Lim AN, Kroeger S, Martin JGA. 2018 Strong social relationships are associated with decreased longevity in a facultatively social mammal. *Proc. R. Soc. B* **285**, 20171934. (doi:10.1098/rspb.2017.1934)
131. Thompson NA, Cords M. 2018 Stronger social bonds do not always predict greater longevity in a gregarious primate. *Ecol. Evol.* **8**, 1604–1614. (doi:10.1002/ece3.3781)
132. Snyder-Mackler N *et al.* 2020 Social determinants of health and survival in humans and other animals. *Science* **368**, eaax9553. (doi:10.1126/science.aax9553)
133. VanderWaal KL, Atwill ER, Isbell LA, McCowan B. 2014 Linking social and pathogen transmission networks using microbial genetics in giraffe (*Giraffa camelopardalis*). *J. Anim. Ecol.* **83**, 406–414. (doi:10.1111/1365-2656.12137)
134. Weber N, Carter SP, Dall SRX, Delahay RJ, McDonald JL, Bearhop S, McDonald RA. 2013 Badger social networks correlate with tuberculosis infection. *Curr. Biol.* **23**, R915–6. (doi:10.1016/j.cub.2013.09.011)
135. Craft ME. 2015 Infectious disease transmission and contact networks in wildlife and livestock. *Phil. Trans. R. Soc. B* **370**, 20140107. (doi:10.1098/rstb.2014.0107)
136. White LA, Forester JD, Craft ME. 2017 Using contact networks to explore mechanisms of parasite transmission in wildlife. *Biol. Rev.* **92**, 389–409. (doi:10.1111/brv.12236)
137. Buckee C, Noor A, Sattenspiel L. 2021 Thinking clearly about social aspects of infectious disease transmission. *Nature* **595**, 205–213. (doi:10.1038/s41586-021-03694-x)
138. Silk MJ, Weber NL, Steward LC, Hodgson DJ, Boots M, Croft DP, Delahay RJ, McDonald RA. 2018 Contact networks structured by sex underpin sex-specific epidemiology of infection. *Ecol. Lett.* **21**, 309–318. (doi:10.1111/ele.12898)
139. Packer C, Pusey AE. 1982 Cooperation and competition within coalitions of male lions: kin selection or game theory? *Nature* **296**, 740–742. (doi:10.1038/296740a0)
140. Franks VR, Ewen JG, McCreedy M, Rowcliffe JM, Smith D, Thorogood R. 2020 Analysing age structure, residency and relatedness uncovers social network structure in aggregations of young birds. *Anim. Behav.* **166**, 73–84. (doi:10.1016/j.anbehav.2020.06.005)
141. Aplin LM, Major RE, Davis A, Martin JM. 2021 A citizen science approach reveals long-term social network structure in an urban parrot, *Cacatua galerita*. *J. Anim. Ecol.* **90**, 222–232. (doi:10.1111/1365-2656.13295)
142. Carter AJ, Lee AEG, Marshall HH, Tico MT, Cowlshaw G. 2015 Phenotypic assortment in wild primate networks: implications for the dissemination of information. *R. Soc. Open Sci.* **2**, 140444. (doi:10.1098/rsos.140444)
143. McPherson M, Smith-Lovin L, Cook JM. 2001 Birds of a feather: homophily in social networks. *Annu. Rev. Sociol.* **27**, 415–444. (doi:10.1146/annurev.soc.27.1.415)
144. Wolf JBW, Mawdsley D, Trillmich F, James R. 2007 Social structure in a colonial mammal: unravelling hidden structural layers and their foundations by network analysis. *Anim. Behav.* **74**, 1293–1302. (doi:10.1016/j.anbehav.2007.02.024)
145. Lusseau D, Newman MEJ. 2004 Identifying the role that animals play in their social networks. *Proc. R. Soc. B Biol. Sci.* **271**, 477–481. (doi:10.1098/rsbl.2004.0225)
146. Zayed A, Robinson GE. 2012 Understanding the relationship between brain gene expression and social behavior: lessons from the honey bee. *Annu. Rev. Genet.* **46**, 591–615. (doi:10.1146/annurev-genet-110711-155517)
147. O'Connell LA, Hofmann HA. 2011 Genes, hormones, and circuits: an integrative approach to study the evolution of social behavior. *Front. Neuroendocrinol.* **32**, 320–335. (doi:10.1016/j.yfrne.2010.12.004)
148. Soares MC, Bshary R, Fusani L, Goymann W, Hau M, Hirschenhauser K, Oliveira RF. 2010 Hormonal mechanisms of cooperative behaviour. *Phil. Trans. R. Soc. B* **365**, 2737–2750. (doi:10.1098/rstb.2010.0151)
149. Donaldson ZR, Young LJ. 2008 Oxytocin, vasopressin, and the neurogenetics of sociality. *Science* **322**, 900–904. (doi:10.1126/science.1158668)
150. Goodson JL. 2013 Deconstructing sociality, social evolution and relevant nonapeptide functions. *Psychoneuroendocrinology* **38**, 465–478. (doi:10.1016/j.psychneuen.2012.12.005)
151. Carter CS. 2014 Oxytocin pathways and the evolution of human behavior. *Annu. Rev. Psychol.* **65**, 17–39. (doi:10.1146/annurev-psych-010213-115110)
152. Tabak BA, Leng G, Szeto A, Parker KJ, Verbalis JG, Ziegler TE, Lee MR, Neumann ID, Mendez AJ. 2023 Advances in human oxytocin measurement: challenges and proposed solutions. *Mol. Psychiatry* **28**, 127–140. (doi:10.1038/s41380-022-01719-z)
153. Wrzus C, Hänel M, Wagner J, Meyer FJ. 2013 Social network changes and life events across the life span: a meta-analysis. *Psychol. Bull.* **139**, 53–80. (doi:10.1037/a0028601)
154. Charles ST, Carstensen LL. 2010 Social and emotional aging. *Annu. Rev. Psychol.* **61**, 383–409. (doi:10.1146/annurev.psych.093008.100448)
155. Lang FR, Carstensen LL. 1994 Close emotional relationships in late life: further support for proactive aging in the social domain. *Psychol. Aging* **9**, 315–324. (doi:10.1037/0882-7974.9.2.315)
156. Carstensen LL, Isaacowitz DM, Charles ST. 1999 Taking time seriously: a theory of socioemotional selectivity. *Am. Psychol.* **54**, 165–181. (doi:10.1037//0003-066x.54.3.165)
157. Almeling L, Hammerschmidt K, Sennhenn-Reulen H, Freund AM, Fischer J. 2016 Motivational shifts in aging monkeys and the origins of social selectivity. *Curr. Biol.* **26**, 1744–1749. (doi:10.1016/j.cub.2016.04.066)
158. Veenema HC, Spruijt BM, Gispen WH, van Hooff JA. 1997 Aging, dominance history, and social behavior in Java-monkeys (*Macaca fascicularis*). *Neurobiol. Aging* **18**, 509–515. (doi:10.1016/s0197-4580(97)00107-3)
159. Veenema HC, van Hooff JA, Gispen WH, Spruijt BM. 2001 Increased rigidity with age in social behavior of Java-monkeys (*Macaca fascicularis*). *Neurobiol. Aging* **22**, 273–281. (doi:10.1016/s0197-4580(00)00204-9)
160. Weiss MN *et al.* 2021 Age and sex influence social interactions, but not associations, within a killer whale pod. *Proc. R. Soc. B* **288**, 20210617. (doi:10.1098/rspb.2021.0617)
161. Andersson MB. 1994 *Sexual selection*. Princeton, NJ: Princeton University Press.
162. Burley N. 1977 Parental investment, mate choice, and mate quality. *Proc. Natl Acad. Sci. USA* **74**, 3476–3479. (doi:10.1073/pnas.74.8.3476)
163. Heywood JS. 1989 Sexual selection by the handicap mechanism. *Evolution* **43**, 1387–1397. (doi:10.1111/j.1558-5646.1989.tb02590.x)
164. Kirkpatrick M. 1996 Good genes and direct selection in the evolution of mating preferences. *Evolution* **50**, 2125–2140. (doi:10.1111/j.1558-5646.1996.tb03603.x)
165. Kirkpatrick M, Ryan MJ. 1991 The evolution of mating preferences and the paradox of the lek. *Nature* **350**, 33–38. (doi:10.1038/350033a0)
166. Kokko H, Brooks R, Jennions MD, Morley J. 2003 The evolution of mate choice and mating biases. *Proc. R. Soc. B* **270**, 653–664. (doi:10.1098/rspb.2002.2235)
167. Bateson PPG. 1983 *Mate choice*. Cambridge, UK: Cambridge University Press.
168. Rebar D, Zuk M, Bailey NW. 2011 Mating experience in field crickets modifies pre- and postcopulatory female choice in parallel. *Behav. Ecol.* **22**, 303–309. (doi:10.1093/beheco/arq195)
169. Hebets EA. 2003 Subadult experience influences adult mate choice in an arthropod: exposed female wolf spiders prefer males of a familiar phenotype. *Proc. Natl Acad. Sci. USA* **100**, 13390–13395. (doi:10.1073/pnas.2333262100)
170. Wagner WE, Smeds MR, Wiegmann DD. 2001 Experience affects female responses to male song in the variable field cricket *Gryllus lineaticeps* (Orthoptera, Gryllidae). *Ethology* **107**, 769–776. (doi:10.1046/j.1439-0310.2001.00700.x)
171. Marler CA, Foran C, Ryan MJ. 1997 The influence of experience on mating preferences of the gynogenetic Amazon molly. *Anim. Behav.* **53**, 1035–1041. (doi:10.1006/anbe.1996.0356)

172. Tudor MS, Morris MR. 2009 Experience plays a role in female preference for symmetry in the swordtail fish *Xiphophorus malinche*. *Ethology* **115**, 812–822. (doi:10.1111/j.1439-0310.2009.01676.x)
173. Rosenqvist G, Houde A. 1997 Prior exposure to male phenotypes influences mate choice in the guppy, *Poecilia reticulata*. *Behav. Ecol.* **8**, 194–198. (doi:10.1093/beheco/8.2.194)
174. Downhower JF, Lank DB. 1994 Effect of previous experience on mate choice by female mottled sculpins. *Anim. Behav.* **47**, 369–372. (doi:10.1006/anbe.1994.1050)
175. Bakker TCM, Milinski M. 1991 Sequential female choice and the previous male effect in sticklebacks. *Behav. Ecol. Sociobiol.* **29**, 205–210. (doi:10.1007/BF00166402)
176. Milinski M, Bakker TCM. 1992 Costs influence sequential mate choice in sticklebacks, *Gasterosteus aculeatus*. *Proc. R. Soc. B* **250**, 229–233. (doi:10.1098/rspb.1992.0153)
177. Brown L. 1981 Patterns of female choice in mottled sculpins (Cottidae, Teleostei). *Anim. Behav.* **29**, 375–382. (doi:10.1016/S0003-3472(81)80096-6)
178. Gabor CR, Halliday TR. 1997 Sequential mate choice by multiply mating smooth newts: females become more choosy. *Behav. Ecol.* **8**, 162–166. (doi:10.1093/beheco/8.2.162)
179. Gray DA. 1999 Intrinsic factors affecting female choice in house crickets: time cost, female age, nutritional condition, body size, and size-relative reproductive investment. *J. Insect Behav.* **12**, 691–700. (doi:10.1023/A:1020983821436)
180. Kodric-Brown A, Nicoletto PF. 2001 Age and experience affect female choice in the guppy (*Poecilia reticulata*). *Am. Nat.* **157**, 316–323. (doi:10.1086/319191)
181. Moore PJ, Moore AJ. 2001 Reproductive aging and mating: the ticking of the biological clock in female cockroaches. *Proc. Natl Acad. Sci. USA* **98**, 9171–9176. (doi:10.1073/pnas.161154598)
182. Losey GS, Stanton FG, Telecky TM, Tyler WA. 1986 Copying others, an evolutionarily stable strategy for mate choice: a model. *Am. Nat.* **128**, 653–664. (doi:10.1086/284595)
183. Jennions MD, Petrie M. 1997 Variation in mate choice and mating preferences: a review of causes and consequences. *Biol. Rev.* **72**, 283–327. (doi:10.1111/j.1469-185X.1997.tb00015.x)
184. Kirkpatrick M, Dugatkin LA. 1994 Sexual selection and the evolutionary effects of copying mate choice. *Behav. Ecol. Sociobiol.* **34**, 443–449. (doi:10.1007/BF00167336)
185. Gibson RM, Höglund J. 1992 Copying and sexual selection. *Trends Ecol. Evol.* **7**, 229–232. (doi:10.1016/0169-5347(92)90050-L)
186. Dugatkin LA. 1992 Sexual selection and imitation: females copy the mate choice of others. *Am. Nat.* **139**, 1384–1389. (doi:10.1086/285392)
187. Pruett-Jones S. 1992 Independent versus nonindependent mate choice: do females copy each other? *Am. Nat.* **140**, 1000–1009. (doi:10.1086/285452)
188. Dugatkin LA, Godin JGJ. 1993 Female mate copying in the guppy (*Poecilia reticulata*): age-dependent effects. *Behav. Ecol.* **4**, 289–292. (doi:10.1093/beheco/4.4.289)
189. Höglund J, Alatalo RV, Gibson RM, Lundberg A. 1995 Mate-choice copying in black grouse. *Anim. Behav.* **49**, 1627–1633. (doi:10.1016/0003-3472(95)90085-3)
190. Bowers EK. 2023 Coming of age in your local mating market: just a numbers game? *J. Anim. Ecol.* **92**, 953–956. (doi:10.1111/1365-2656.13923)
191. Black JM. 2001 Fitness consequences of long-term pair bonds in barnacle geese: monogamy in the extreme. *Behav. Ecol.* **12**, 640–645. (doi:10.1093/beheco/12.5.640)
192. Black JM, Hulme MF. 1996 *Partnerships in birds: the study of monogamy*. Oxford, UK: Oxford University Press.
193. Tinbergen N. 1959 Comparative studies of the behaviour of gulls (Laridae): a progress report. *Behaviour* **15**, 1–70. (doi:10.1163/156853960X00098)
194. Bales KL, Ardekani CS, Baxter A, Karaskiewicz CL, Kuske JX, Lau AR, Savidge LE, Saylor KR, Witzczak LR. 2021 What is a pair bond? *Horm. Behav.* **136**, 105062. (doi:10.1016/j.yhbeh.2021.105062)
195. Kleiman DG. 1977 Monogamy in mammals. *Q. Rev. Biol.* **52**, 39–69. (doi:10.1086/409721)
196. Reichard UH, Boesch C. 2003 *Monogamy: mating strategies and partnerships in birds, humans and other mammals*. Cambridge, UK: Cambridge University Press.
197. Wittenberger JF, Tilson RL. 1980 The evolution of monogamy: hypotheses and evidence. *Annu. Rev. Ecol. Syst.* **11**, 197–232. (doi:10.1146/annurev.es.11.110180.001213)
198. TecotSR, SingletaryB, Eadie E. 2016 Why 'monogamy' isn't good enough. *Am. J. Primatol.* **78**, 340–354. (doi:10.1002/ajp.22412)
199. Whiting MJ, While GM. 2017 Sociality in lizards. In *Comparative social evolution* (eds DR Rubenstein, P Abbot), pp. 390–426. Cambridge, UK: Cambridge University Press. (doi:10.1017/9781107338319.014)
200. Pampus M, Schmidt KH, Wiltschko W. 2005 Pair bond and breeding success in blue tits *Parus caeruleus* and great tits *Parus major*. *Ibis* **147**, 92–108. (doi:10.1111/j.1474-919X.2004.00376)
201. Perrins CM, Mcleery RH. 1985 The effect of age and pair bond on the breeding success of great tits *Parus major*. *Ibis* **127**, 306–315. (doi:10.1111/j.1474-919X.1985.tb05072.x)
202. Mauck RA, Huntington CE, Grubb TC. 2004 Age-specific reproductive success: evidence for the selection hypothesis. *Evolution* **58**, 880–885. (doi:10.1111/j.0014-3820.2004.tb00419.x)
203. Sánchez-Macouzet O, Rodríguez C, Drummond H. 2014 Better stay together: pair bond duration increases individual fitness independent of age-related variation. *Proc. R. Soc. B Biol. Sci.* **281**. (doi:10.1098/rspb.2013.2843)
204. Culina A, Radersma R, Sheldon BC. 2015 Trading up: the fitness consequences of divorce in monogamous birds. *Biol. Rev. Camb. Philos. Soc.* **90**, 1015–1034. (doi:10.1111/brv.12143)
205. Jeschke JM, Kokko H. 2008 Mortality and other determinants of bird divorce rate. *Behav. Ecol. Sociobiol.* **63**, 1–9. (doi:10.1007/s00265-008-0646-9)
206. Coulson JC. 1966 The influence of the pair-bond and age on the breeding biology of the kittiwake gull *Rissa tridactyla*. *J. Anim. Ecol.* **35**, 269. (doi:10.2307/2394)
207. Ens BJ, Safriel UN, Harris MP. 1993 Divorce in the long-lived and monogamous oystercatcher, *Haematopus ostralegus*: incompatibility or choosing the better option? *Anim. Behav.* **45**, 1199–1217. (doi:10.1006/anbe.1993.1142)
208. Coulson TIM, Gaillard J, Festa-Bianchet M. 2005 Decomposing the variation in population growth into contributions from multiple demographic rates. *J. Anim. Ecol.* **74**, 789–801. (doi:10.1111/j.1365-2656.2005.00975.x)
209. Festa-Bianchet M, Gaillard JM, Côté SD. 2003 Variable age structure and apparent density dependence in survival of adult ungulates. *J. Anim. Ecol.* **72**, 640–649. (doi:10.1046/j.1365-2656.2003.00735.x)
210. Yoccoz NG, Mysterud A, Langvatn R, Stenseth NC. 2002 Age- and density-dependent reproductive effort in male red deer. *Proc. R. Soc. B* **269**, 1523–1528. (doi:10.1098/rspb.2002.2047)
211. Møller AP. 1986 Mating systems among European passerines: a review. *Ibis* **128**, 234–250. (doi:10.1111/j.1474-919X.1986.tb02671.x)
212. Davies NB. 1991 Mating systems. In *Behavioural ecology* (eds J Krebs, N Davies). Oxford, UK: Blackwell.
213. Cleasby IR, Nakagawa S. 2012 The influence of male age on within-pair and extra-pair paternity in passerines. *Ibis* **154**, 318–324. (doi:10.1111/j.1474-919X.2011.01209.x)
214. Hsu YH, Schroeder J, Winney I, Burke T, Nakagawa S. 2015 Are extra-pair males different from cuckolded males? A case study and a meta-analytic examination. *Mol. Ecol.* **24**, 1558–1571. (doi:10.1111/mec.13124)
215. Lamba S, Mace R. 2011 Demography and ecology drive variation in cooperation across human populations. *Proc. Natl Acad. Sci. USA* **108**, 14426–14430. (doi:10.1073/pnas.1105186108)
216. Hatchwell BJ, Sharp SP, Beckerman AP, Meade J. 2013 Ecological and demographic correlates of helping behaviour in a cooperatively breeding bird. *J. Anim. Ecol.* **82**, 486–494. (doi:10.1111/1365-2656.12017)

217. Chakrabarti S, Kolipakam V, Bump JK, Jhala YV. 2020 The role of kinship and demography in shaping cooperation amongst male lions. *Sci. Rep.* **10**, 1–13. (doi:10.1038/s41598-020-74247-x)
218. Ellis S *et al.* 2022 Patterns and consequences of age-linked change in local relatedness in animal societies. *Nat. Ecol. Evol.* **6**, 1766–1776. (doi:10.1038/s41559-022-01872-2)
219. Ross-Gillespie A, Gardner A, Buckling A, West SA, Griffin AS. 2009 Density dependence and cooperation: theory and a test with bacteria. *Evolution* **63**, 2315–2325. (doi:10.1111/j.1558-5646.2009.00723.x)
220. Grabowska-Zhang AM, Sheldon BC, Hinde CA. 2012 Long-term familiarity promotes joining in neighbour nest defence. *Biol. Lett.* **8**, 544–546. (doi:10.1098/rsbl.2012.0183)
221. Gokcekus S, Firth JA, Regan C, Cole EF, Sheldon BC, Albery GF. 2023 Social familiarity and spatially variable environments independently determine reproductive fitness in a wild bird. *Am. Nat.* **201**, 813–824. (doi:10.1086/724382)
222. Frank SA. 1996 Policing and group cohesion when resources vary. *Anim. Behav.* **52**, 1163–1169. (doi:10.1006/anbe.1996.0263)
223. Smaldino PE, Schank JC, McElreath R. 2013 Increased costs of cooperation help cooperators in the long run. *Am. Nat.* **181**, 451–463. (doi:10.1086/669615)
224. Siracusa ER, Boutin S, Dantzer B, Lane JE, Coltman DW, McAdam AG. 2021 Familiar neighbors, but not relatives, enhance fitness in a territorial mammal. *Curr. Biol.* **31**, 438–445. (doi:10.1016/j.cub.2020.10.072)
225. Downing PA, Griffin AS, Cornwallis CK. 2020 Group formation and the evolutionary pathway to complex sociality in birds. *Nat. Ecol. Evol.* **4**, 479–486. (doi:10.1038/s41559-020-1113-x)
226. Caswell H. 2019 The formal demography of kinship: a matrix formulation. *Demogr. Res.* **41**, 679–712. (doi:10.4054/DemRes.2019.41.24)
227. Croft DP, Weiss MN, Nielsen MLK, Grimes C, Cant MA, Ellis S, Franks DW, Johnstone RA. 2021 Kinship dynamics: patterns and consequences of changes in local relatedness. *Proc. R. Soc. B* **288**, 20211129. (doi:10.1098/rspb.2021.1129)
228. García-Ruiz I, Quiñones AE, Taborsky M. 2022 The evolution of cooperative breeding by direct and indirect fitness effects. *Sci. Adv.* **8**, eabl7853. (doi:10.1126/sciadv.abl7853)
229. Dierkes P, Heg D, Taborsky M, Skubic E, Achmann R. 2005 Genetic relatedness in groups is sex-specific and declines with age of helpers in a cooperatively breeding cichlid. *Ecol. Lett.* **8**, 968–975. (doi:10.1111/j.1461-0248.2005.00801.x)
230. Lukas D, Clutton-Brock T. 2018 Social complexity and kinship in animal societies. *Ecol. Lett.* **21**, 1129–1134. (doi:10.1111/ele.13079)
231. West SA, Pen I, Griffin AS. 2002 Cooperation and competition between relatives. *Science* **296**, 72–75. (doi:10.1126/science.1065507)
232. West SA, Griffin AS, Gardner A. 2007 Evolutionary explanations for cooperation. *Curr. Biol.* **17**, R661–R672. (doi:10.1016/j.cub.2007.06.004)
233. Cornwallis CK, West SA, Griffin AS. 2009 Routes to indirect fitness in cooperatively breeding vertebrates: kin discrimination and limited dispersal. *J. Evol. Biol.* **22**, 2445–2457. (doi:10.1111/j.1420-9101.2009.01853.x)
234. Hamilton WD. 1964 The genetical evolution of social behaviour. II. *J. Theor. Biol.* **7**, 17–52. (doi:10.1016/0022-5193(64)90039-6)
235. Hamilton WD. 1963 The evolution of altruistic behavior. *Am. Nat.* **97**, 354–356. (doi:10.1086/497114)
236. Zöttl M, Vulliamd P, Goddard K, Torrents-Ticó M, Gaynor D, Bennett NC, Clutton-Brock T. 2018 Allo-parental care in Damaraland mole-rats is female biased and age dependent, though independent of testosterone levels. *Physiol. Behav.* **193**, 149–153. (doi:10.1016/j.physbeh.2018.03.021)
237. Suh YH, Pesendorfer MB, Tringali A, Bowman R, Fitzpatrick JW. 2020 Investigating social and environmental predictors of natal dispersal in a cooperative breeding bird. *Behav. Ecol.* **31**, 692–701. (doi:10.1093/beheco/araa007)
238. Shreeves G, Field J. 2002 Group size and direct fitness in social queues. *Am. Nat.* **159**, 81–95. (doi:10.1086/324125)
239. Field J, Shreeves G, Sumner S. 1999 Group size, queuing and helping decisions in facultatively eusocial hover wasps. *Behav. Ecol. Sociobiol.* **45**, 378–385. (doi:10.1007/s002650050574)
240. Samuel CT. 1987 Factors affecting colony size in the stenogastrine wasp *liostenogaster flavolineata*. PhD thesis, University of Malaga.
241. Bridge C, Field J. 2007 Queuing for dominance: gerontocracy and queue-jumping in the hover wasp *Liostenogaster flavolineata*. *Behav. Ecol. Sociobiol.* **61**, 1253–1259. (doi:10.1007/s00265-007-0355-9)
242. Field J, Cronin A, Bridge C. 2006 Future fitness and helping in social queues. *Nature* **441**, 214–217. (doi:10.1038/nature04560)
243. Krebs JR, Davies NB. 1997 *Behavioural ecology: an evolutionary approach*, 4th edn. Malden, MA: Blackwell.
244. Piper WH. 1997 Social dominance in birds. In *Current ornithology* (eds V Nolan, ED Ketterson, CF Thompson), pp. 125–187. Boston, MA: Springer US. (doi:10.1007/978-1-4757-9915-6_4)
245. Wilson EO. 2000 *Sociobiology: the new synthesis*, 25th edn. Cambridge, MA: Belknap Press of Harvard University Press.
246. Berdoy M, Smith P, MacDonald DW. 1995 Stability of social status in wild rats: age and the role of settled dominance. *Behaviour* **132**, 193–212. (doi:10.1163/156853995X00694)
247. Gaylard A, Harrison Y, Bennett NC. 1998 Temporal changes in the social structure of a captive colony of the Damaraland mole-rat, *Cryptomys damarensis*: the relationship of sex and age to dominance and burrow-maintenance activity. *J. Zool.* **244**, 313–321. (doi:10.1017/S095283699800301X)
248. Krebs JR. 1971 Territory and breeding density in the great tit, *Parus major* L. *Ecology* **52**, 2–22. (doi:10.2307/1934734)
249. Marchetti K, Price T. 1989 Differences in the foraging of juvenile and adult birds: the importance of developmental constraints. *Biol. Rev.* **64**, 51–70. (doi:10.1111/j.1469-185X.1989.tb00638.x)
250. Poston JP. 1997 Dominance, access to colonies, and queues for mating opportunities by male boat-tailed grackles. *Behav. Ecol. Sociobiol.* **41**, 89–98. (doi:10.1007/s002650050368)
251. Sandell M, Smith HG. 1991 Dominance, prior occupancy, and winter residency in the great tit (*Parus major*). *Behav. Ecol. Sociobiol.* **29**, 147–152. (doi:10.1007/BF00166490)
252. Sol D, Santos DM, Cuadrado M. 2000 Age-related feeding site selection in urban pigeons (*Columba livia*): experimental evidence of the competition hypothesis. *Can. J. Zool.* **78**, 144–149. (doi:10.1139/z99-189)
253. Gessaman JA, Stalmaster M V. 1984 Ecological energetics and foraging behavior of overwintering bald eagles. *Ecol. Monogr.* **54**, 407–428. (doi:10.2307/1942594)
254. Connor RC, Krützen M. 2015 Male dolphin alliances in Shark Bay: changing perspectives in a 30-year study. *Anim. Behav.* **103**, 223–235. (doi:10.1016/j.anbehav.2015.02.019)
255. Paz-y-Miño C G, Bond AB, Kamil AC, Balda RP. 2004 Pinyon jays use transitive inference to predict social dominance. *Nature* **430**, 778–781. (doi:10.1038/nature02723)
256. Bonoan R, Clodius F, Dawson A, Caetano S, Yeung E, Paz-y-Miño CG. 2013 Dominance hierarchy formation in a model organism, the zebra finch (*Taeniopygia guttata*), and its potential application to laboratory research. *Bios* **84**, 201–209. (doi:10.1893/0005-3155-84.4.201)
257. Redhead D, Power EA. 2022 Social hierarchies and social networks in humans. *Phil. Trans. R. Soc. B* **377**, 20200440. (doi:10.1098/rstb.2020.0440)
258. Jandt JM, Tibbetts EA, Toth AL. 2014 Polistes paper wasps: a model genus for the study of social dominance hierarchies. *Insectes Soc.* **61**, 11–27. (doi:10.1007/s00040-013-0328-0)
259. Kostova T, Li J, Friedman M. 1999 Two models for competition between age classes. *Math. Biosci.* **157**, 65–89. (doi:10.1016/S0025-5564(98)10077-9)
260. Ebenman B. 1988 Competition between age classes and population dynamics. *J. Theor. Biol.* **131**, 389–400. (doi:10.1016/S0022-5193(88)80036-5)
261. Tschumy WO. 1982 Competition between juveniles and adults in age-structured populations. *Theor. Popul. Biol.* **21**, 255–268. (doi:10.1016/0040-5809(82)90017-X)
262. Cushing JM, Li J. 1991 Juvenile versus adult competition. *J. Math. Biol.* **29**, 457–473. (doi:10.1126/science.114.2952.3)

263. Cushing JM. 1994 The dynamics of hierarchical age-structured populations. *J. Math. Biol.* **32**, 705–729. (doi:10.1007/BF00163023)
264. Cameron TC, Wearing HJ, Rohani P, Sait SM. 2007 Two-species asymmetric competition: effects of age structure on intra- and interspecific interactions. *J. Anim. Ecol.* **76**, 83–93. (doi:10.1111/j.1365-2656.2006.01185.x)
265. Payo-Payo A, Sanz-Aguilar A, Genovart M, Bertolero A, Piccardo J, Camps D, Ruiz-Olmo J, Oro D. 2018 Predator arrival elicits differential dispersal, change in age structure and reproductive performance in a prey population. *Sci. Rep.* **8**, 1–7. (doi:10.1038/s41598-018-20333-0)
266. Croft DP, Madden JR, Franks DW, James R. 2011 Hypothesis testing in animal social networks. *Trends Ecol. Evol.* **26**, 502–507. (doi:10.1016/j.tree.2011.05.012)
267. Croft DP, Darden SK, Wey TW. 2016 Current directions in animal social networks. *Curr. Opin. Behav. Sci.* **12**, 52–58. (doi:10.1016/j.cobeha.2016.09.001)
268. Fisher DN, McAdam AG. 2017 Social traits, social networks and evolutionary biology. *J. Evol. Biol.* **30**, 2088–2103. (doi:10.1111/jeb.13195)
269. Hasenjager MJ, Leadbeater E, Hoppitt W. 2021 Detecting and quantifying social transmission using network-based diffusion analysis. *J. Anim. Ecol.* **90**, 8–26. (doi:10.1111/1365-2656.13307)
270. Hasenjager MJ, Dugatkin LA. 2015 Social network analysis in behavioral ecology. In *Advances in the study of behaviour* (eds M Naguib, HJ Brockmann, JC Mitani, LW Simmons, L Barrett, S Healy, PJB Slater), pp. 39–114, vol. **47**. Amsterdam, The Netherlands: Elsevier Ltd. (doi:10.1016/bs.asb.2015.02.003)
271. Whitehead H. 2008 Analyzing animal societies: quantitative methods for vertebrate social analysis. Chicago, IL: University of Chicago Press.
272. Farine DR, Whitehead H. 2015 Constructing, conducting and interpreting animal social network analysis. *J. Anim. Ecol.* **84**, 1144–1163. (doi:10.1111/1365-2656.12418)
273. Murphy D, Mumby HS, Henley MD. 2020 Age differences in the temporal stability of a male African elephant (*Loxodonta africana*) social network. *Behav. Ecol.* **31**, 21–31. (doi:10.1093/beheco/arz152)
274. Cook PA, Costello RA, Formica VA, Brodie ED. 2023 Individual and population age impact social behavior and network structure in a long-lived insect. *Am. Nat.* **202**, 667–680. (doi:10.1086/726063)
275. Cook P, Costello R, Brodie III E, Formica V. 2024 Population age structure shapes selection on social behavior in a long-lived beetle. *Phil. Trans. R. Soc. B* **379**, 20230331. (doi:10.1098/rstb.2023.0331)
276. Hasenjager M, Fefferman N. 2024 Social ageing and higher-order interactions: social selectiveness can enhance older individuals capacity to transmit knowledge. *Phil. Trans. R. Soc. B* **379**, 20220461. (doi:10.1098/rstb.2022.0461)
277. Salguero-Gómez R *et al.* 2016 Comadre: a global data base of animal demography. *J. Anim. Ecol.* **85**, 371–384. (doi:10.1111/1365-2656.12482)
278. Salguero-Gomez R. 2024 More social species live longer, have longer generation times and longer reproductive windows. *Phil. Trans. R. Soc. B* **379**, 20220459. (doi:10.1098/rstb.2022.0459)
279. Firth JA, Sheldon BC. 2015 Experimental manipulation of avian social structure reveals segregation is carried over across contexts. *Proc. R. Soc. B* **282**, 20142350. (doi:10.1098/rspb.2014.2350)
280. Firth JA, Sheldon BC, Farine DR. 2016 Pathways of information transmission among wild songbirds follow experimentally imposed changes in social foraging structure. *Biol. Lett.* **12**, 20160144. (doi:10.1098/rsbl.2016.0144)
281. Gokcekus S, Firth JA, Regan C, Cole EF, Lamers KP, Sheldon BC. 2021 Drivers of passive leadership in wild songbirds: species-level differences and spatio-temporally dependent intraspecific effects. *Behav. Ecol. Sociobiol.* **75**, 1–13. (doi:10.1007/s00265-021-03103-3)
282. Regan CE, Beck KB, McMahon K, Crofts S, Firth JA, Sheldon BC. 2022 Social phenotype-dependent selection of social environment in wild great and blue tits: an experimental study. *Proc. R. Soc. B* **289**, 20221602. (doi:10.1098/rspb.2022.1602)
283. Costello RA, Cook PA, Brodie ED, Formica VA. 2023 Multilevel selection on social network traits differs between sexes in experimental populations of forked fungus beetles. *Evolution* **77**, 289–303. (doi:10.1093/evolut/qpac012)
284. Coulson T, Guinness F, Pemberton J, Clutton-Brock TH. 2004 The demographic consequences of releasing a population of red deer from culling. *Ecology* **85**, 411–422. (doi:10.1890/03-0009)
285. Solberg EJ, Saether B, Strand O, Loison A. 1999 Dynamics of a harvested moose population in a variable environment. *J. Anim. Ecol.* **68**, 186–204. (doi:10.1046/j.1365-2656.1999.00275.x)
286. Tkadlec E, Zejda J. 1998 Small rodent population fluctuations: the effects of age structure and seasonality. *Evol. Ecol.* **12**, 191–210. (doi:10.1023/A:1006583713042)
287. Biederbeck HH, Boulay MC, Jackson DH. 2001 Effects of hunting regulations on bull elk survival and age structure. *Wildl. Soc. Bull.* **29**, 1271–1277.
288. Fruziński B, Łabudzki L. 1982 Sex and age structure of a forest roe deer population under hunting pressure. *Acta Theriol.* **27**, 377–384. (doi:10.4098/AT.arch.82-34)
289. Habib L, Bayne EM, Boutin S. 2007 Chronic industrial noise affects pairing success and age structure of ovenbirds *Seiurus aurocapilla*. *J. Appl. Ecol.* **44**, 176–184. (doi:10.1111/j.1365-2664.2006.01234.x)
290. Huot M, Ibarzabal J. 2006 A comparison of the age-class structure of black-backed woodpeckers found in recently burned and unburned boreal coniferous forests in eastern Canada. *Ann. Zool. Fenn.* **43**, 131–136.
291. Kenney ML, Belthoff JR, Carling M, Miller TA, Katzner TE. 2020 Spatial and temporal patterns in age structure of golden eagles wintering in eastern North America. *J. Field Ornithol.* **91**, 92–101. (doi:10.1111/jof.12325)
292. Laughton AM, Knell RJ. 2019 Warming at the population level: effects on age structure, density, and generation cycles. *Ecol. Evol.* **9**, 4403–4420. (doi:10.1002/ece3.4972)
293. Hobbs F. 2003 Age and sex composition. In *The methods and materials of demography* (eds JS Siegal, DA Swanson), pp. 125–173. San Diego, CA: Elsevier.
294. Horiuchi S. 2015 Age structure. In *International encyclopedia of the social & behavioral sciences* (eds NJ Smelser, PB Baltes), pp. 338–343, 2nd edn. Oxford, UK: Elsevier. (doi:10.1016/B978-0-08-097086-8.34030-2)
295. Ross CT, Borgerhoff Mulder M, Smith JE, Smith EA, Gavrilts S, Hooper PL, Jaeggi AV. 2020 The multinomial index: a robust measure of reproductive skew. *Proc. R. Soc. B* **287**, 20202025. (doi:10.1098/rspb.2020.2025)
296. Pamillo P, Crozier RH. 1996 Reproductive skew simplified. *Oikos* **75**, 533. (doi:10.2307/3545895)
297. Tsuji K, Kasuya E. 2001 What do the indices of reproductive skew measure? *Am. Nat.* **158**, 155–165. (doi:10.1086/321310)
298. Pybus OG, Perrins CM, Choudhury B, Manvell RJ, Nunez A, Schulenburg B, Sheldon BC, Brown IH. 2012 The ecology and age structure of a highly pathogenic avian influenza virus outbreak in wild mute swans. *Parasitology* **139**, 1914–1923. (doi:10.1017/S0031182012000261)
299. Hill SC *et al.* 2019 Comparative micro-epidemiology of pathogenic avian influenza virus outbreaks in a wild bird population. *Phil. Trans. R. Soc. B* **374**, 20180259. (doi:10.1098/rstb.2018.0259)
300. Wood MJ, Childs DZ, Davies AS, Hellgren O, Cornwallis CK, Perrins CM, Sheldon BC. 2013 The epidemiology underlying age-related avian malaria infection in a long-lived host: the mute swan *Cygnus olor*. *J. Avian Biol.* **44**, 347–358. (doi:10.1111/j.1600-048X.2013.00091.x)

301. Chong KC, Hu P, Lau S, Jia KM, Liang W, Wang MH, Zee BCY, Sun R, Zheng H. 2018 Monitoring the age-specificity of measles transmissions during 2009–2016 in Southern China. *PLoS One* **13**, e0205339. (doi:10.1371/journal.pone.0205339)
302. Davies NG, Klepac P, Liu Y, Prem K, Jit M, Eggo RM, CMMID COVID-19 working group. 2020 Age-dependent effects in the transmission and control of COVID-19 epidemics. *Nat. Med.* **26**, 1205–1211. (doi:10.1038/s41591-020-0962-9)
303. Nishiura H, Castillo-Chavez C, Safan M, Chowell G. 2009 Transmission potential of the new influenza A(H1N1) virus and its age-specificity in Japan. *Euro Surveill.* **14**, 20–23. (doi:10.2807/ese.14.22.19227-en)
304. Brauer F, Castillo-Chavez C, Feng Z. 2019 Disease transmission models with age structure. In *Mathematical models in epidemiology* (eds F Brauer, C Castillo-Chavez, Z Feng), pp. 429–455. New York, NY: Springer. (doi:10.1007/978-1-4939-9828-9_13)
305. Brooks-Pollock E, Cohen T, Murray M. 2010 The impact of realistic age structure in simple models of tuberculosis transmission. *PLoS One* **5**, e8479. (doi:10.1371/journal.pone.0008479)
306. Del Valle SY, Hyman JM, Hethcote HW, Eubank SG. 2007 Mixing patterns between age groups in social networks. *Soc. Networks* **29**, 539–554. (doi:10.1016/j.socnet.2007.04.005)
307. Albery GF, Sweeney AR, Webber Q. 2023 How behavioural ageing affects infectious disease. *Neurosci. Biobehav. Rev.* **155**, 105426. (doi:10.1016/j.neubiorev.2023.105426)
308. Campbell E, Salathé M. 2013 Complex social contagion makes networks more vulnerable to disease outbreaks. *Sci. Rep.* **3**, 1905. (doi:10.1038/srep01905)
309. Centola D. 2018 *How behavior spreads: the science of complex contagions*. Princeton, NJ: Princeton University Press. (doi:10.23943/9781400890095)
310. Guillbeault D, Becker J, Centola D. 2018 Complex contagions: a decade in review. In *Complex spreading phenomena in social systems: influence and contagion in real-world social networks* (eds S Lehmann, YY Ahn), pp. 3–25. Cham, Switzerland: Springer International Publishing. (doi:10.1007/978-3-319-77332-2_1)
311. Aplin LM, Sheldon BC, Morand-Ferron J. 2013 Milk bottles revisited: social learning and individual variation in the blue tit, *Cyanistes caeruleus*. *Anim. Behav.* **85**, 1225–1232. (doi:10.1016/j.anbehav.2013.03.009)
312. Hoppitt W, Laland KN. 2013 *Social learning: an introduction to mechanisms, methods, and models*. Princeton, NJ: Princeton University Press.
313. Krueger K, Farmer K, Heinze J. 2014 The effects of age, rank and neophobia on social learning in horses. *Anim. Cogn.* **17**, 645–655. (doi:10.1007/s10071-013-0696-x)
314. Noble DWA, Byrne RW, Whiting MJ. 2014 Age-dependent social learning in a lizard. *Biol. Lett.* **10**, 20140430. (doi:10.1098/rsbl.2014.0430)
315. Pongrácz P, Vida V, Bánhegyi P, Miklósi Á. 2007 How does dominance rank status affect individual and social learning performance in the dog (*Canis familiaris*)? *Anim. Cogn.* **11**, 75–82. (doi:10.1007/s10071-007-0090-7)
316. van Schaik CP. 2010 *Social learning and culture in animals*. Berlin, Germany: Springer. (doi:10.1007/978-3-642-02624-9)
317. Choleris E, Guo C, Liu H, Mainardi M, Valsecchi P. 1997 The effect of demonstrator age and number on duration of socially-induced food preferences in house mouse (*Mus domesticus*). *Behav. Processes* **41**, 69–77. (doi:10.1016/s0376-6357(97)00029-6)
318. Thornton A, Lukas D. 2012 Individual variation in cognitive performance: developmental and evolutionary perspectives. *Phil. Trans. R. Soc. B* **367**, 2773–2783. (doi:10.1098/rstb.2012.0214)
319. Leca JB, Gunst N, Huffman MA. 2007 Age-related differences in the performance, diffusion, and maintenance of stone handling, a behavioral tradition in Japanese macaques. *J. Hum. Evol.* **53**, 691–708. (doi:10.1016/j.jhevol.2007.05.009)
320. Huffman MA, Nahallage CAD, Leca JB. 2008 Cultured monkeys: social learning cast in stones. *Curr. Dir. Psychol. Sci.* **17**, 410–414. (doi:10.1111/j.1467-8721.2008.00616.x)
321. Huffman MA. 1996 Acquisition of innovative cultural behaviors in nonhuman primates: a case study of stone handling, a socially transmitted behavior in Japanese macaques. In *Social learning in animals: the roots of culture* (eds CM Heyes, BG Galef Jr), pp. 267–289. San Diego, CA: Academic Press. (doi:10.1016/b978-012273965-1/50014-5)
322. Bull JC, Jones OR, Börger L, Franconi N, Banga R, Lock K, Stringell TB. 2021 Climate causes shifts in grey seal phenology by modifying age structure. *Proc. R. Soc. B* **288**, 1–10. (doi:10.1098/rspb.2021.2284)
323. McClure CJW, Ware HE, Carlisle JD, Barber JR. 2017 Noise from a phantom road experiment alters the age structure of a community of migrating birds. *Anim. Conserv.* **20**, 164–172. (doi:10.1111/acv.12302)
324. Sandercock BK, Martin K, Hannon SJ. 2005 Demographic consequences of age-structure in extreme environments: population models for arctic and alpine ptarmigan. *Oecologia* **146**, 13–24. (doi:10.1007/s00442-005-0174-5)
325. Wilson MW, Ridlon AD, Gaynor KM, Gaines SD, Stier AC, Halpern BS. 2020 Ecological impacts of human-induced animal behaviour change. *Ecol. Lett.* **23**, 1522–1536. (doi:10.1111/ele.13571)
326. Wittemyer G, Daballen D, Douglas-Hamilton I. 2021 Differential influence of human impacts on age-specific demography underpins trends in an African elephant population. *Ecosphere* **12**, e03720. (doi:10.1002/ecs2.3720)
327. Berger-Tal O, Saltz D. 2019 Invisible barriers: anthropogenic impacts on inter- and intra-specific interactions as drivers of landscape-independent fragmentation. *Phil. Trans. R. Soc. B* **374**, 20180049. (doi:10.1098/rstb.2018.0049)
328. Isaksson C. 2010 Pollution and its impact on wild animals: a meta-analysis on oxidative stress. *Ecohealth* **7**, 342–350. (doi:10.1007/s10393-010-0345-7)
329. Oro D, Genovart M, Tavecchia G, Fowler MS, Martínez-Abraín A. 2013 Ecological and evolutionary implications of food subsidies from humans. *Ecol. Lett.* **16**, 1501–1514. (doi:10.1111/ele.12187)
330. Blumstein DT, Hayes LD, Pinter-Wollman N. 2023 Social consequences of rapid environmental change. *Trends Ecol. Evol.* **38**, 337–345. (doi:10.1016/j.tree.2022.11.005)
331. Fisher DN, Kilgour RJ, Siracusa ER, Foote JR, Hobson EA, Montiglio P, Saltz JB, Wey TW, Wice EW. 2021 Anticipated effects of abiotic environmental change on intraspecific social interactions. *Biol. Rev.* **96**, 2661–2693. (doi:10.1111/brv.12772)
332. Putman RJ, Staines BW. 2004 Supplementary winter feeding of wild red deer *Cervus elaphus* in Europe and North America: justifications, feeding practice and effectiveness. *Mamm. Rev.* **34**, 285–306. (doi:10.1111/j.1365-2907.2004.00044.x)
333. Robb GN, McDonald RA, Chamberlain DE, Bearhop S. 2008 Food for thought: supplementary feeding as a driver of ecological change in avian populations. *Front. Ecol. Environ.* **6**, 476–484. (doi:10.1890/060152)
334. Jansson C, Ekman J, von Brömssen A. 1981 Winter mortality and food supply in tits *Parus* spp. *Oikos* **37**, 313. (doi:10.2307/3544122)
335. Koivula K, Orell M, Rytkönen S. 1996 Winter survival and breeding success of dominant and subordinate willow tits *Parus montanus*. *Ibis* **138**, 624–629. (doi:10.1111/j.1474-919X.1996.tb04763.x)
336. Oro D, Margalida A, Carrete M, Heredia R, Donazar JA. 2008 Testing the goodness of supplementary feeding to enhance population viability in an endangered vulture. *PLoS One* **3**, e4084. (doi:10.1371/journal.pone.0004084)
337. Audzijonyte A, Pecl GT. 2018 Deep impact of fisheries. *Nat. Ecol. Evol.* **2**, 1348–1349. (doi:10.1038/s41559-018-0653-9)
338. Langvatn R, Loison A. 1999 Consequences of harvesting on age structure, sex ratio and population dynamics of red deer *Cervus elaphus* in central Norway. *Wildlife Biol.* **5**, 213–223. (doi:10.2981/wlb.1999.026)

339. Milner JM, Nilsen EB, Andreassen HP. 2007 Demographic side effects of selective hunting in ungulates and carnivores. *Conserv. Biol.* **21**, 36–47. (doi:10.1111/j.1523-1739.2006.00591.x)
340. Festa-Bianchet M. 2017 When does selective hunting select, how can we tell, and what should we do about it? *Mamm. Rev.* **47**, 76–81. (doi:10.1111/mam.12078)
341. Kneill RJ, Martínez-Ruiz C. 2017 Selective harvest focused on sexual signal traits can lead to extinction under directional environmental change. *Proc. R. Soc. B* **284**, 20171788. (doi:10.1098/rspb.2017.1788)
342. Wright GJ, Peterson RO, Smith DW, Lemke TO. 2006 Selection of northern Yellowstone elk by gray wolves and hunters. *J. Wildl. Manag.* **70**, 1070–1078. (doi:10.2193/0022-541X(2006)70[1070:SONYEB]2.0.CO;2)
343. Hixon MA, Johnson DW, Sogard SM. 2014 BOFFFFs: on the importance of conserving old-growth age structure in fishery populations. *ICES J. Mar. Sci.* **71**, 2171–2185. (doi:10.1093/icesjms/fst200)
344. Berkeley SA, Hixon MA, Larson RJ, Love MS. 2004 Fisheries sustainability via protection of age structure and spatial distribution of fish populations. *Fish* **29**, 23–32. (doi:10.1577/1548-8446(2004)29[23:FSVPOA]2.0.CO;2)
345. Griffiths CA, Winker H, Bartolino V, Wennhage H, Orio A, Cardinale M. 2024 Including older fish in fisheries management: a new age-based indicator and reference point for exploited fish stocks. *Fish Fish.* **25**, 18–37. (doi:10.1111/faf.12789)
346. Pauly D, Christensen V, Dalsgaard J, Froese R, Torres F. 1998 Fishing down marine food webs. *Science* **279**, 860–863. (doi:10.1126/science.279.5352.860)
347. Barnett LAK, Branch TA, Ranasinghe RA, Essington TE. 2017 Old-growth fishes become scarce under fishing. *Curr. Biol.* **27**, 2843–2848. (doi:10.1016/j.cub.2017.07.069)
348. Hsieh C-h, Yamauchi A, Nakazawa T, Wang WF. 2010 Fishing effects on age and spatial structures undermine population stability of fishes. *Aquat. Sci.* **72**, 165–178. (doi:10.1007/s00027-009-0122-2)
349. Tao HH, Dur G, Ke PJ, Souissi S, Hsieh CH. 2021 Age-specific habitat preference, carrying capacity, and landscape structure determine the response of population spatial variability to fishing-driven age truncation. *Ecol. Evol.* **11**, 6358–6370. (doi:10.1002/ece3.7486)
350. Froese R, Winker H, Gascuel D, Sumaila UR, Pauly D. 2016 Minimizing the impact of fishing. *Fish Fish.* **17**, 785–802. (doi:10.1111/faf.12146)
351. da Silva FA, Canale GR, Kierulff MCM, Duarte GT, Paglia AP, Bernardo CSS. 2016 Hunting, pet trade, and forest size effects on population viability of a critically endangered neotropical primate, *Sapajus xanthosternos* (Wied-Neuwied, 1826). *Am. J. Primatol.* **78**, 950–960. (doi:10.1002/ajp.22565)
352. Valle S, Collar NJ, Harris WE, Marsden SJ. 2018 Trapping method and quota observance are pivotal to population stability in a harvested parrot. *Biol. Conserv.* **217**, 428–436. (doi:10.1016/j.biocon.2017.11.001)
353. Radersma R. 2021 Estimating heritability of social phenotypes from social networks. *Methods Ecol. Evol.* **12**, 42–53. (doi:10.1111/2041-210X.13499)
354. Fisher DN. 2023 Indirect genetic effects should make group size highly evolvable. *EcoEvoRxiv*. (doi:10.32942/X2S30S)
355. Fisher DN. 2023 Direct and indirect phenotypic effects on sociability indicate potential to evolve. *J. Evol. Biol.* **36**, 209–220. (doi:10.1111/jeb.14110)
356. Albery G, Hasik A, Morris S, Morris A, Kenyon F, McBean D, Pemberton J, Nussey D, Firth J. 2024 Divergent age-related changes in parasite infection occur independently of behaviour and demography in a wild ungulate. *Phil. Trans. R. Soc. B* **379**, 2020508. (doi:10.1098/rstb.2023.0508)