


The geography of poor relief expenditure in late eighteenth and early nineteenth century rural Oxfordshire

Submitted for D.Phil. examination, Trinity 1995



Volume II of II

Edward Newbold

*Linacre College,
Oxford*

Volume II

List of figures
List of tables

iii
viii

Figures

| | | |
|----------|---|----|
| 1.1 | The location of hundred and regional boundaries in Oxfordshire | 1 |
| 2.1 | Annual poor relief expenditure in Oxfordshire, 1812-13 to 1834-5 | 2 |
| 2.2 | Indexes of poor relief expenditure and national wheat prices, 1812-13 to 1834-5 | 3 |
| 2.3 | Indexes of poor relief expenditure in real terms, 1812-13 to 1834-5 | 4 |
| 2.4 | Systems of poor relief in 1834: bread scales | 5 |
| 2.5 | Systems of poor relief in 1834: labour allocation | 6 |
| 2.6 | Systems of poor relief in 1834: roundsman system | 7 |
| 2.7 | Indexes of Oxfordshire bread price and national wheat price | 8 |
| 2.8 | Oxfordshire bread prices, 1792-3 to 1834-5 | 9 |
| 2.9 | Indexes of regional poor relief expenditure and bread price, 1812-13 to 1828-9 | 10 |
| 2.10 | Indexes of hundred poor relief expenditure and bread price, 1812-13 to 1828-9 | 11 |
| 2.11 (a) | Per capita poor relief expenditure by hundred in 1802-3 | 12 |
| 2.11 (b) | Per capita poor relief expenditure by hundred in 1812-13 | 13 |
| 2.11 (c) | Per capita poor relief expenditure by hundred in 1820-1 | 14 |
| 2.11 (d) | Per capita poor relief expenditure by hundred in 1828-9 | 15 |
| 3.1 | Poor relief expenditure in the eighteenth century | 16 |
| 3.2 | Distribution of roundsman payments, c.1680-1793 | 17 |
| 3.3 | Distribution of workhouses, c.1680-1793 | 18 |
| 3.4 | Magistrates' administrative divisions in Oxfordshire | 19 |
| 3.5 | Per capita poor relief expenditure by parish in 1802-3 | 20 |
| 3.6 | Distribution of roundsman payments, 1792-3 to 1812-13 | 21 |
| 3.7 | Per capita poor relief expenditure by parish in 1812-13 | 22 |
| 4.1 | Per capita poor relief expenditure by parish in 1820-1 | 23 |
| 4.2 | Distribution of roundsman payments, 1813-14 to 1823-4 | 24 |
| 4.3 | Distribution of roundsman payments, 1824-5 to 1834-5 | 25 |
| 4.4 | Per capita poor relief expenditure by parish in 1828-9 | 26 |
| 4.5 | Monthly poor relief expenditure at Wootton, 1828-9 | 27 |
| 4.6 | Monthly poor relief expenditure at Wootton, 1830-1 | 27 |
| 5.1 | Location of four study parishes | 28 |
| 5.2 | Annual poor relief expenditure, 1790-1 to 1834-5 | 29 |
| 5.3 | Indexes of poor relief expenditure and bread price, 1790-1 to 1834-5 | 30 |
| 5.4 | Proportion of total income raised by poor rate, 1790-1 to 1834-5 | 31 |
| 5.5 (a) | Distribution of poor rate at Cropredy, 1795 and 1814 | 32 |
| 5.5 (b) | Distribution of poor rate at Pyrton, 1772, 1795, 1815 and 1830 | 33 |
| 5.5 (c) | Distribution of poor rate at Spelsbury, 1738 and 1795 | 34 |

| | | |
|----------|--|----|
| 5.5 (d) | Distribution of poor rate at Stoke Lyne, 1827 | 35 |
| 5.6 | Magistrates' meeting places and place of residence | 36 |
| 5.7 (a) | Pensions and occasional expenditure at Cropredy, 1793-4 to 1834-5 | 37 |
| 5.7 (b) | Pensions and occasional expenditure at Pyrton, 1791-2 to 1834-5 | 38 |
| 5.7 (c) | Pensions and occasional expenditure at Spelsbury, 1800-1 to 1834-5 | 39 |
| 5.7 (d) | Pensions and occasional expenditure at Stoke Lyne, 1790-1 to 1834-5 | 40 |
| 6.1 | Annual poor relief expenditure at Spelsbury and Stoke Lyne, 1733-4 to 1789-90 | 41 |
| 6.2 | Monthly bread price at Oxford, 1793-4 to 1797-8 | 42 |
| 6.3 | Average number of weekly family allowance payments, 1793-4 to 1797-8 | 43 |
| 6.4 (a) | Monthly payments to able-bodied poor at Cropredy, 1793-4 to 1797-8 | 44 |
| 6.4 (b) | Monthly payments to able-bodied poor at Pyrton, 1793-4 to 1797-8 | 45 |
| 6.4 (c) | Monthly payments to able-bodied poor at Stoke Lyne, 1793-4 to 1797-8 | 46 |
| 6.5 (a) | Allowance scales for 2 children, 1793-4 to 1797-8 | 47 |
| 6.5 (b) | Allowance scales for 3 children, 1793-4 to 1797-8 | 48 |
| 6.5 (c) | Allowance scales for 4 children, 1793-4 to 1797-8 | 49 |
| 6.5 (d) | Allowance scales for 5 children, 1793-4 to 1797-8 | 50 |
| 6.6 | Total number of roundsman payments each month, 1793-4 to 1797-8 | 51 |
| 6.7 (a) | Monthly payments to non-able-bodied poor at Cropredy, 1793-4 to 1797-8 | 52 |
| 6.7 (b) | Monthly payments to non-able-bodied poor at Pyrton, 1793-4 to 1797-8 | 53 |
| 6.7 (c) | Monthly payments to non-able-bodied poor at Stoke Lyne, 1793-4 to 1797-8 | 54 |
| 6.8 | Monthly bread price in Oxfordshire, 1798-9 to 1802-3 | 55 |
| 6.9 (a) | Monthly payments to non-able-bodied poor at Cropredy, 1798-9 to 1802-3 | 56 |
| 6.9 (b) | Monthly payments to non-able-bodied poor at Pyrton, 1798-9 to 1802-3 | 57 |
| 6.9 (c) | Monthly payments to non-able-bodied poor at Spelsbury, 1798-9 to 1802-3 | 58 |
| 6.9 (d) | Monthly payments to non-able-bodied poor at Stoke Lyne, 1798-9 to 1802-3 | 59 |
| 6.10 (a) | Monthly payments to able-bodied poor at Cropredy, 1798-9 to 1802-3 | 60 |
| 6.10 (b) | Monthly payments to able-bodied poor at Pyrton, 1798-9 to 1802-3 | 61 |
| 6.10 (c) | Monthly payments to able-bodied poor at Spelsbury, 1798-9 to 1802-3 | 62 |
| 6.10 (d) | Monthly payments to able-bodied poor at Stoke Lyne, | |

| | |
|---|----|
| 1798-9 to 1802-3 | 63 |
| 6.11 (a) Allowance scales for 2 children, 1798-9 to 1802-3 | 64 |
| 6.11 (b) Allowance scales for 3 children, 1798-9 to 1802-3 | 65 |
| 6.11 (c) Allowance scales for 4 children, 1798-9 to 1802-3 | 66 |
| 6.11 (d) Allowance scales for 5 children, 1798-9 to 1802-3 | 67 |
| 6.12 Average number of weekly family allowance payments, 1798-9 to 1802-3 | 68 |
| 6.13 Total number of roundsman payments each month, 1798-9 to 1802-3 | 69 |
| 6.14 Monthly bread prices in Oxfordshire, 1810-11 to 1814-15 | 70 |
| 6.15 (a) Monthly payments to non-able-bodied poor at Cropredy, 1810-11 to 1814-15 | 71 |
| 6.15 (b) Monthly payments to non-able-bodied poor at Pyrton, 1810-11 to 1814-15 | 72 |
| 6.15 (c) Monthly payments to non-able-bodied poor at Spelsbury, 1810-11 to 1814-15 | 73 |
| 6.15 (d) Monthly payments to non-able-bodied poor at Stoke Lyne, 1810-11 to 1814-15 | 74 |
| 6.16 (a) Monthly payments to able-bodied poor at Cropredy, 1810-11 to 1814-15 | 75 |
| 6.16 (b) Monthly payments to able-bodied poor at Pyrton, 1810-11 to 1814-15 | 76 |
| 6.16 (c) Monthly payments to able-bodied poor at Spelsbury, 1810-11 to 1814-15 | 77 |
| 6.16 (d) Monthly payments to able-bodied poor at Stoke Lyne, 1810-11 to 1814-15 | 78 |
| 6.17 Average number of weekly family allowance payments, 1810-11 to 1814-15 | 79 |
| 6.18 (a) Allowance scales for 2 children, 1810-11 to 1814-15 | 80 |
| 6.18 (b) Allowance scales for 3 children, 1810-11 to 1814-15 | 81 |
| 6.18 (c) Allowance scales for 4 children, 1810-11 to 1814-15 | 82 |
| 6.18 (d) Allowance scales for 5 children, 1810-11 to 1814-15 | 83 |
| 6.19 Total number of roundsman payments each month, 1810-11 to 1814-15 | 84 |
| 6.20 Monthly bread prices in Oxfordshire, 1815-16 to 1819-20 | 85 |
| 6.21 (a) Monthly payments to non-able-bodied poor at Cropredy, 1815-16 to 1819-20 | 86 |
| 6.21 (b) Monthly payments to non-able-bodied poor at Pyrton, 1815-16 to 1819-20 | 87 |
| 6.21 (c/i) Monthly payments to non-able-bodied poor at Spelsbury, 1815-16 to 1819-20 | 88 |
| 6.21 (c/ii) Total monthly payments to poor at Spelsbury, 1815-16 to 1819-20 | 89 |
| 6.21 (d) Monthly payments to non-able-bodied poor at Stoke Lyne, 1815-16 to 1819-20 | 90 |
| 6.22 (a) Monthly payments to able-bodied poor at Cropredy, 1815-16 to 1819-20 | 91 |
| 6.22 (b) Monthly payments to able-bodied poor at Pyrton, 1815-16 to 1819-20 | 92 |

| | | |
|----------|--|-----|
| 6.22 (c) | Monthly payments to able-bodied poor at Spelsbury, 1815-16 to 1819-20 | 93 |
| 6.22 (d) | Monthly payments to able-bodied poor at Stoke Lyne, 1815-16 to 1819-20 | 94 |
| 6.23 | Average number of weekly family allowance payments, 1815-16 to 1819-20 | 95 |
| 6.24 (a) | Allowance scales for 2 children, 1815-16 to 1819-20 | 96 |
| 6.24 (b) | Allowance scales for 3 children, 1815-16 to 1819-20 | 97 |
| 6.24 (c) | Allowance scales for 4 children, 1815-16 to 1819-20 | 98 |
| 6.24 (d) | Allowance scales for 5 children, 1815-16 to 1819-20 | 99 |
| 6.25 | Total number of roundsman payments each month, 1815-16 to 1819-20 | 100 |
| 6.26 | Monthly bread prices in Oxfordshire, 1828-9 to 1832-3 | 101 |
| 6.27 (a) | Monthly payments to non-able-bodied poor at Cropredy, 1828-9 to 1832-3 | 102 |
| 6.27 (b) | Monthly payments to non-able-bodied poor at Pyrton, 1828-9 to 1832-3 | 103 |
| 6.27 (c) | Monthly payments to non-able-bodied poor at Spelsbury, 1828-9 to 1832-3 | 104 |
| 6.27 (d) | Monthly payments to non-able-bodied poor at Stoke Lyne, 1828-9 to 1832-3 | 105 |
| 6.28 (a) | Monthly payments to able-bodied poor at Cropredy, 1828-9 to 1832-3 | 106 |
| 6.28 (b) | Monthly payments to able-bodied poor at Pyrton, 1828-9 to 1832-3 | 107 |
| 6.28 (c) | Monthly payments to able-bodied poor at Spelsbury, 1828-9 to 1832-3 | 108 |
| 6.28 (d) | Monthly payments to able-bodied poor at Stoke Lyne, 1828-9 to 1832-3 | 109 |
| 6.29 (a) | Allowance scales for 2 children, 1828-9 to 1832-3 | 110 |
| 6.29 (b) | Allowance scales for 3 children, 1828-9 to 1832-3 | 111 |
| 6.29 (c) | Allowance scales for 4 children, 1828-9 to 1832-3 | 112 |
| 6.29 (d) | Allowance scales for 5 children, 1828-9 to 1832-3 | 113 |
| 6.30 | Average number of weekly family allowance payments, 1828-9 to 1832-3 | 114 |
| 6.31 | Total number of roundsman payments each month, 1828-9 to 1832-3 | 115 |
| 6.32 | Indexes of non-able-bodied expenditure and bread price, 1790-1 to 1834-5 | 116 |
| 6.33 | Indexes of able-bodied expenditure and bread price, 1790-1 to 1834-5 | 117 |
| 6.34 | Index of annual family allowance payments and bread price, 1790-1 to 1834-5 | 118 |
| 6.35 (a) | Average family allowances for 2 children, 1790-1 to 1834-5 | 119 |
| 6.35 (b) | Average family allowances for 3 children, 1790-1 to 1834-5 | 120 |
| 6.35 (c) | Average family allowances for 4 children, 1790-1 to 1834-5 | 121 |
| 6.35 (d) | Average family allowances for 5 children, 1790-1 to 1834-5 | 122 |
| 6.36 (a) | Annual poor relief expenditure at Cropredy by category, 1793-4 to 1834-5 | 123 |

| | |
|--|-----|
| 6.36 (b) Annual poor relief expenditure at Pyrton by category, 1790-1 to 1834-5 | 124 |
| 6.36 (c) Annual poor relief expenditure at Spelsbury by category, 1800-1 to 1834-5 | 125 |
| 6.36 (d) Annual poor relief expenditure at Stoke Lyne by category, 1790-1 to 1834-5 | 126 |

Tables

| | | |
|------|---|-----|
| 6.5 | Annual non-able-bodied poor relief expenditure, 1793-4 to 1797-8 | 127 |
| 6.6 | Annual able-bodied poor relief expenditure, 1793-4 to 1797-8 | 127 |
| 6.11 | Annual non-able-bodied poor relief expenditure, 1798-9 to 1802-3 | 128 |
| 6.12 | Annual able-bodied poor relief expenditure, 1798-9 to 1802-3 | 128 |
| 6.18 | Annual non-able-bodied poor relief expenditure, 1810-11 to 1814-15 | 129 |
| 6.19 | Annual able-bodied poor relief expenditure, 1810-11 to 1814-15 | 129 |
| 6.21 | Annual non-able-bodied poor relief expenditure, 1815-16 to 1819-20 | 130 |
| 6.22 | Annual able-bodied poor relief expenditure, 1815-16 to 1819-20 | 130 |
| 6.25 | Annual non-able-bodied poor relief expenditure, 1828-9 to 1832-3 | 131 |
| 6.26 | Annual able-bodied poor relief expenditure, 1828-9 to 1832-3 | 131 |

Fig. 1.1. The location of hundred and regional boundaries in Oxfordshire

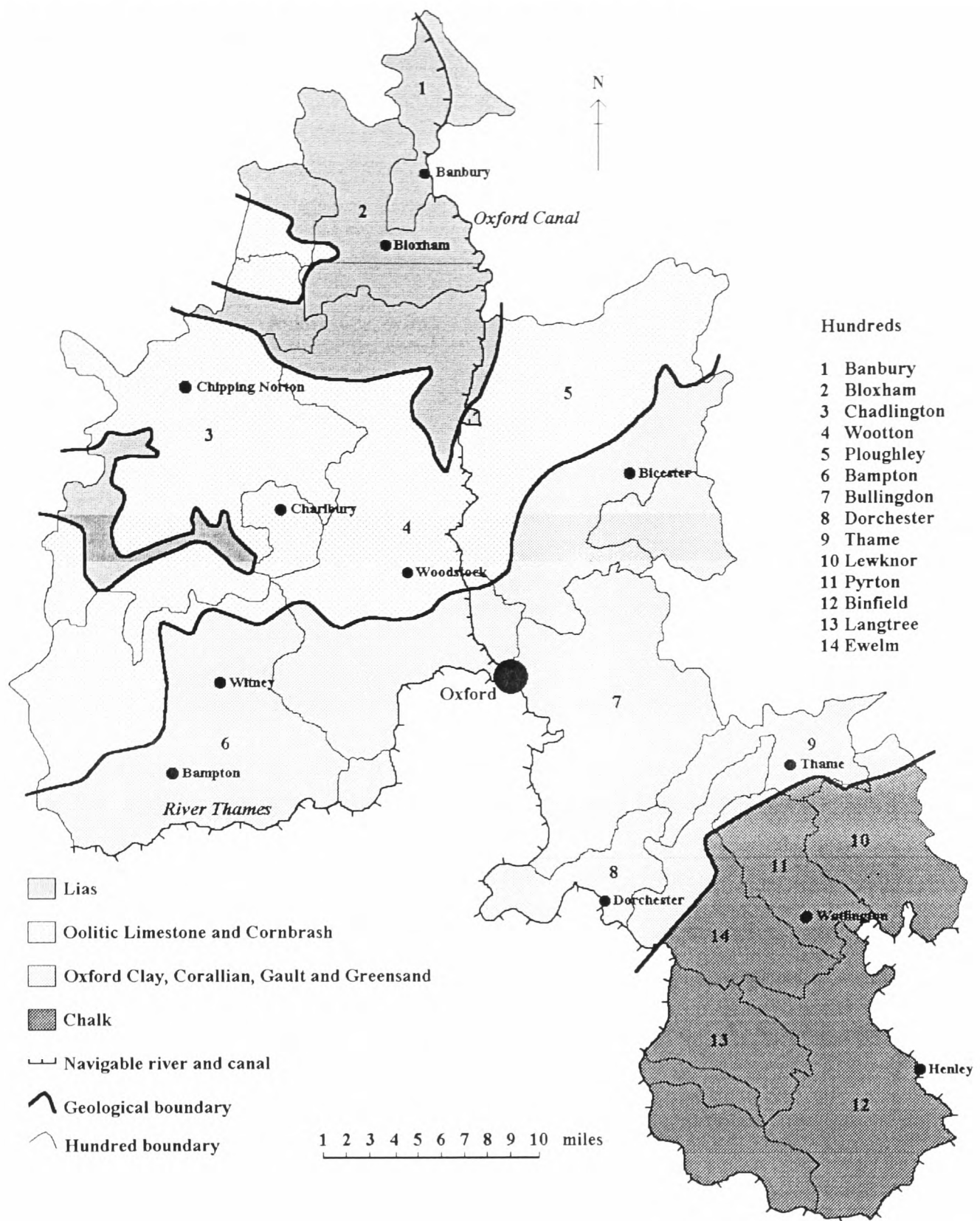


Figure 2.1. Annual poor relief expenditure in Oxfordshire, 1812-13 to 1834-5

Sources: PP 1818 (XIX); PP 1821 (IV); PP 1822 (V); PP 1823 (V); PP 1824 (VI); PP 1825 (VI); PP 1826 (III); PP 1834 (XLIII)

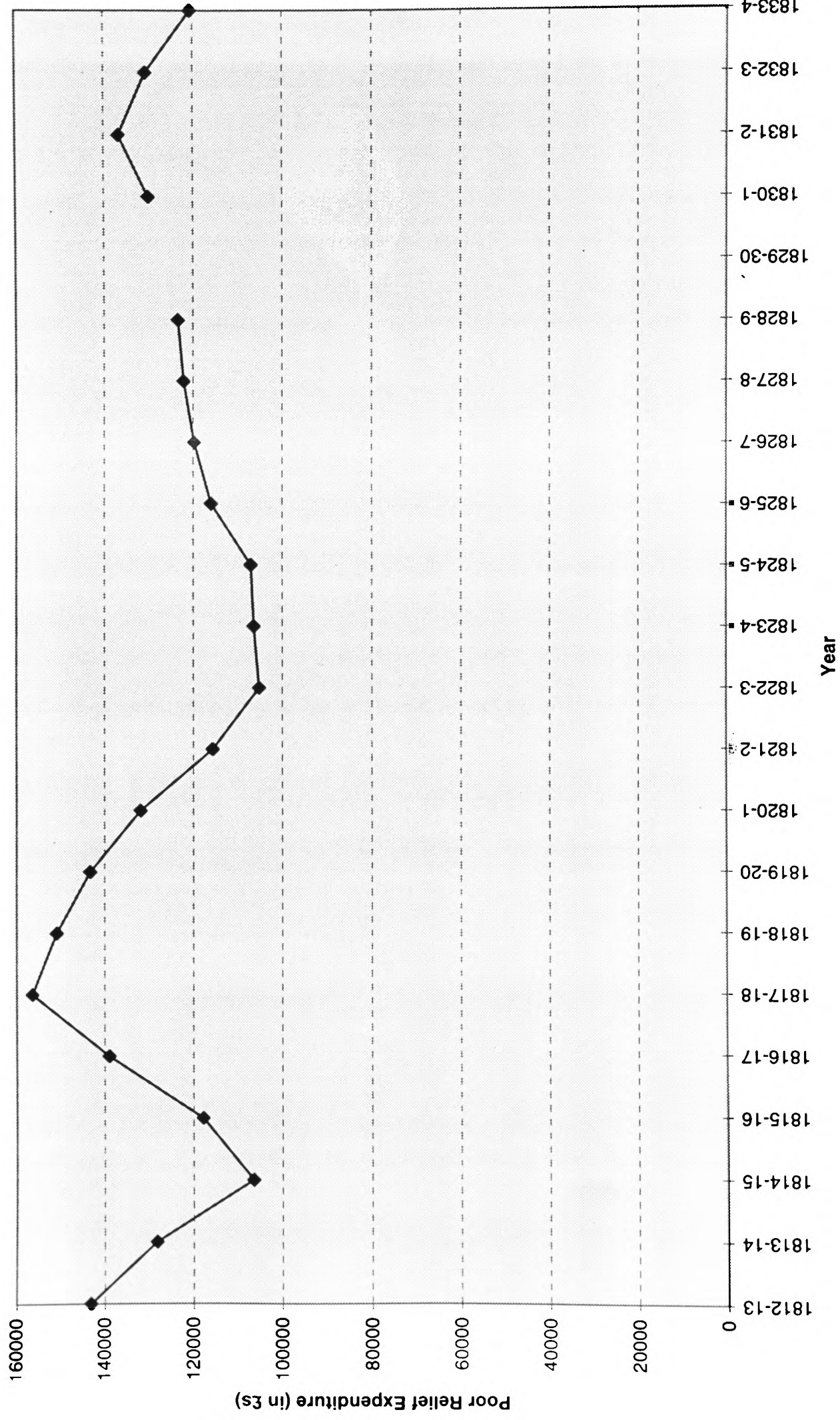


Figure 2.2. Indexes of poor relief expenditure and national wheat prices, 1812-13 to 1834-5

Sources: See Fig. 2.1; B.R.Mitchell & P.Deane, *Abstract*, 756

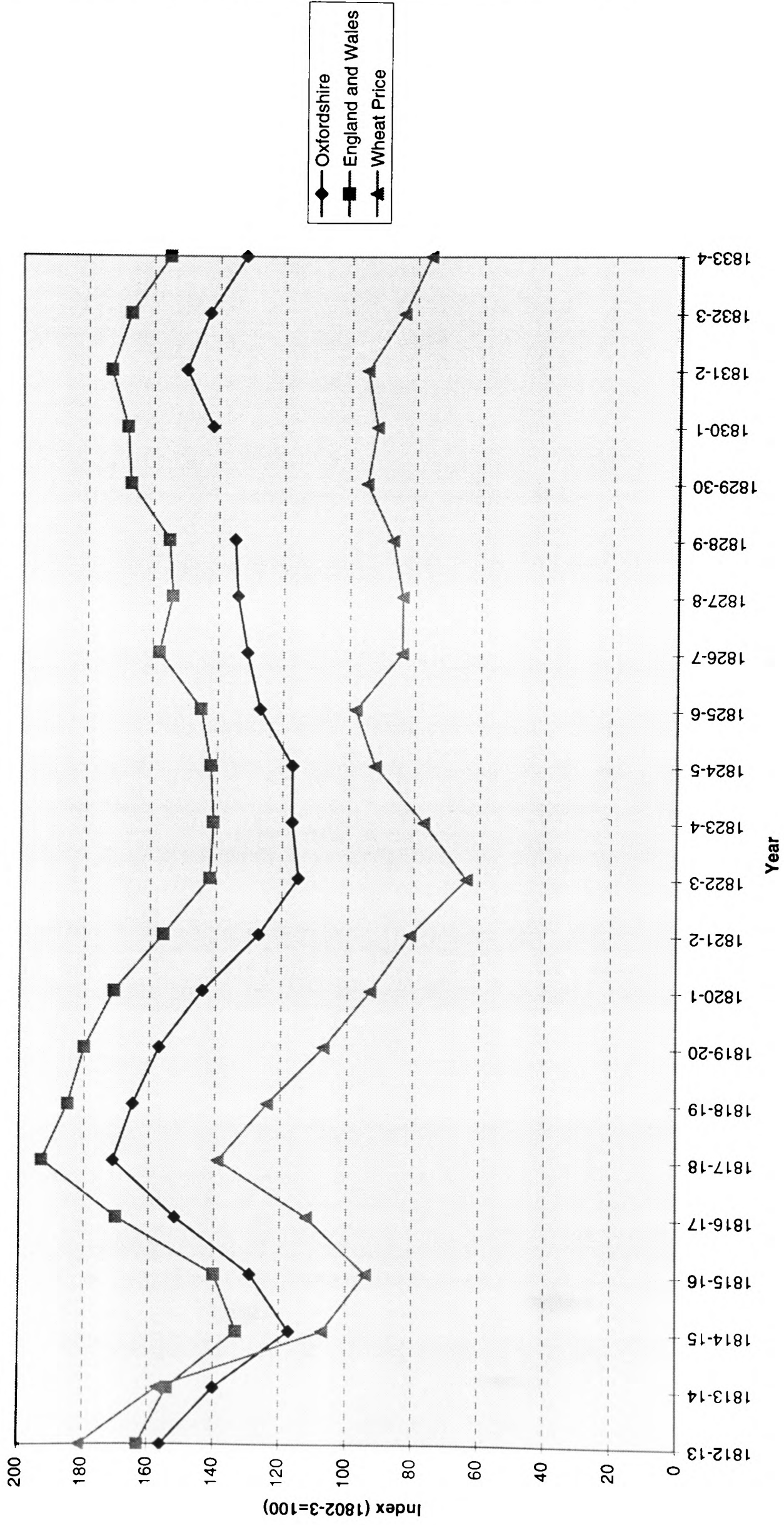


Figure 2.3. Indexes of poor relief expenditure in real terms, 1812-13 to 1834-5

Sources: See Fig. 2.2

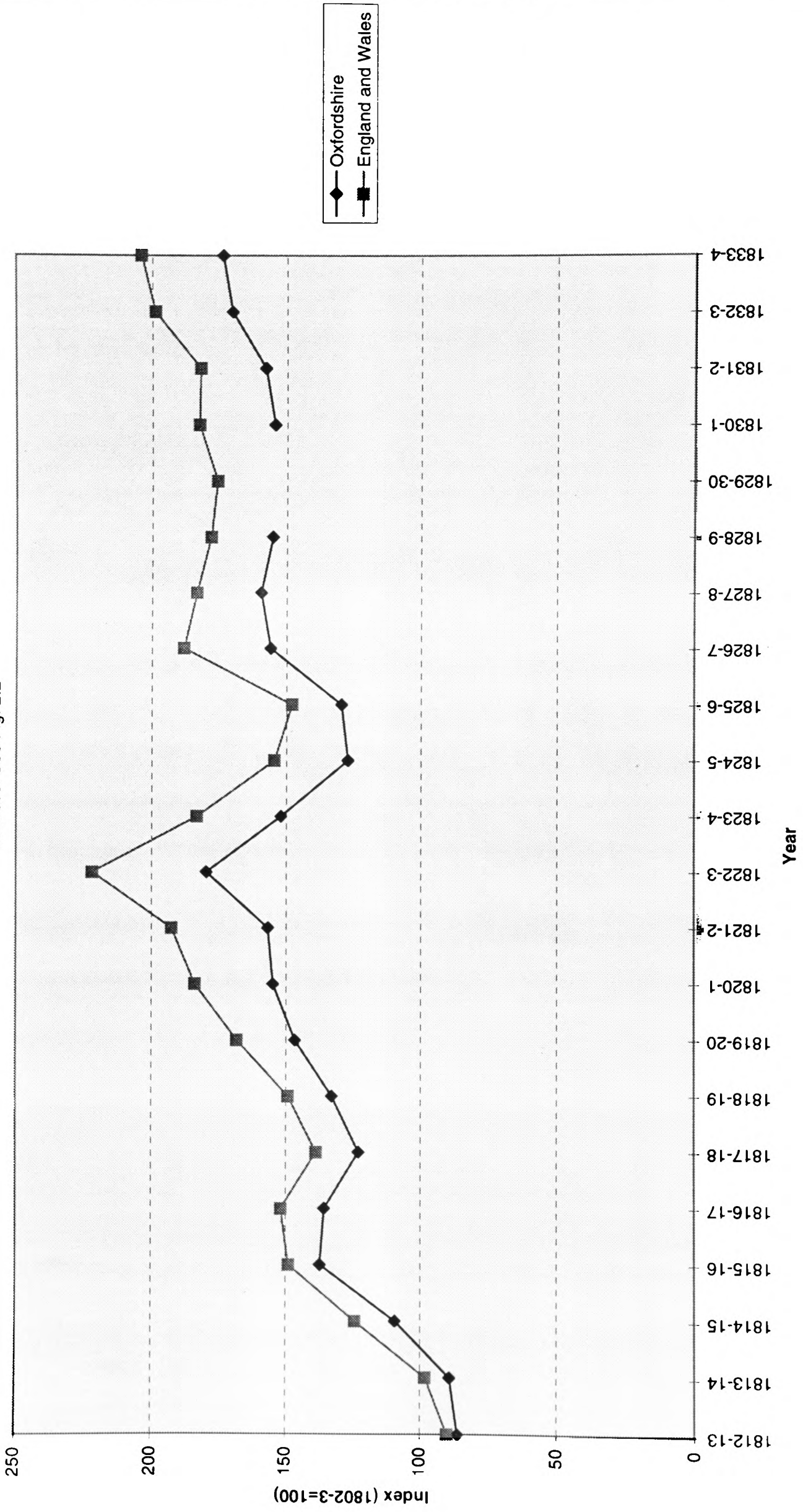
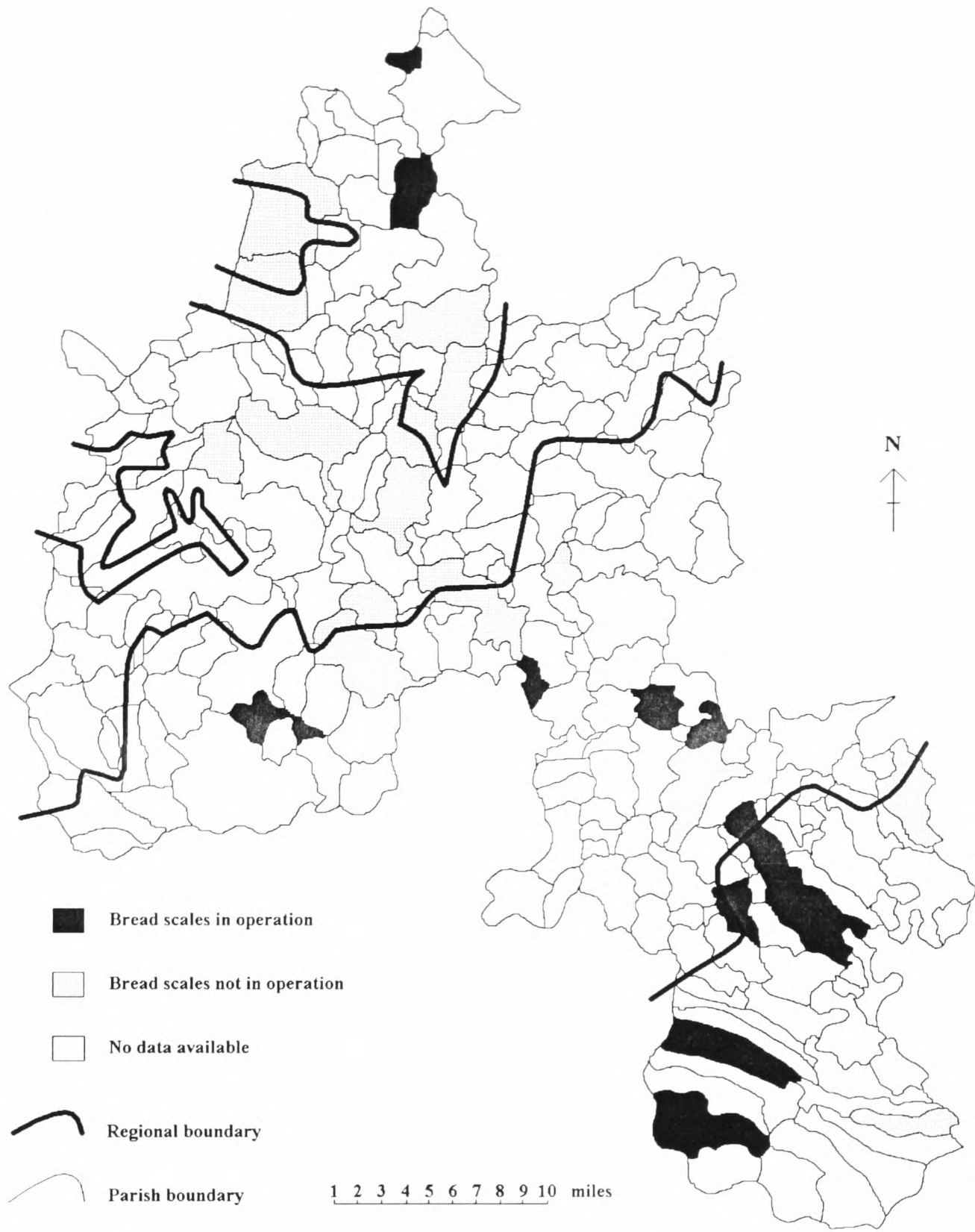
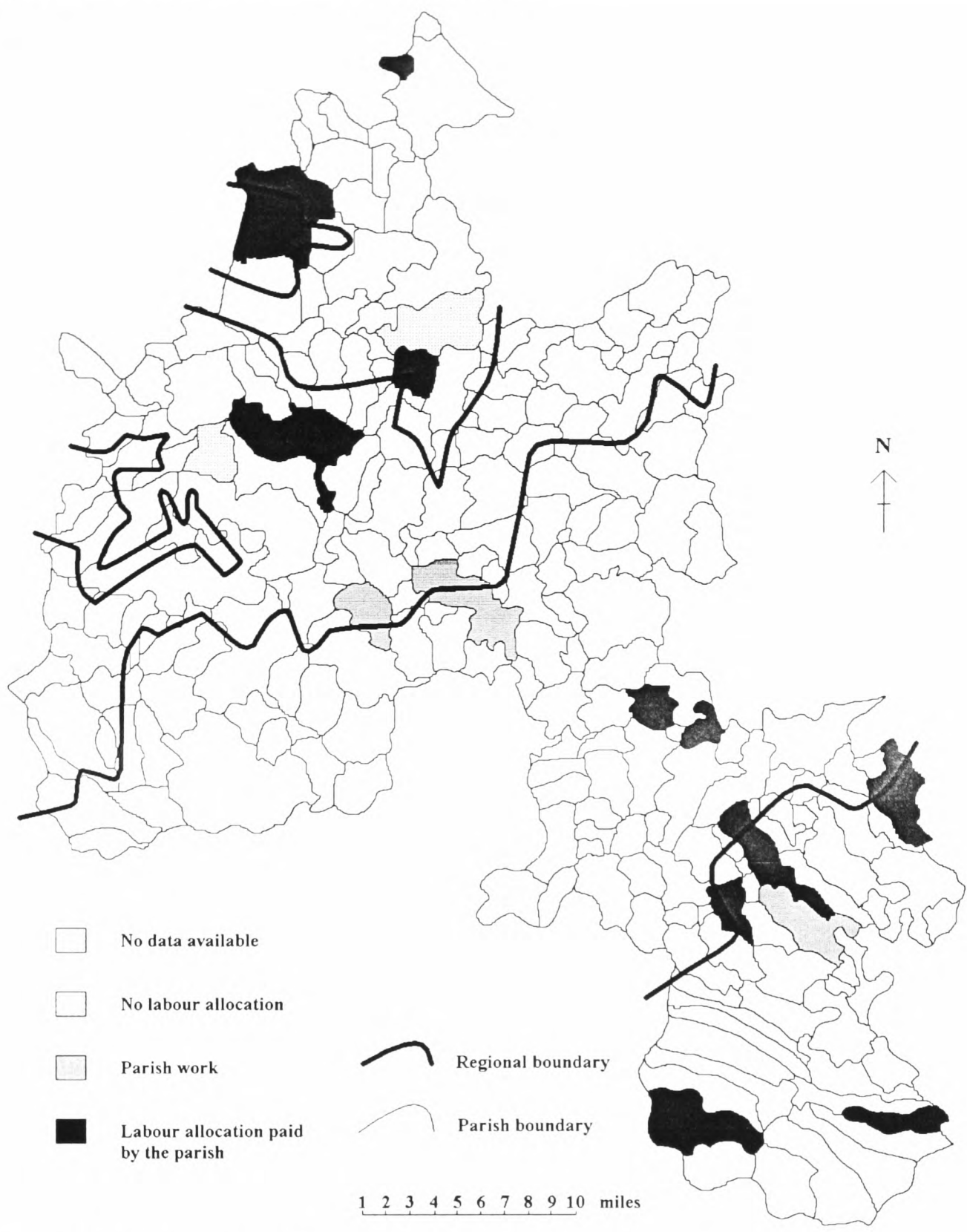


Fig. 2.4. Systems of poor relief in 1834: bread scales



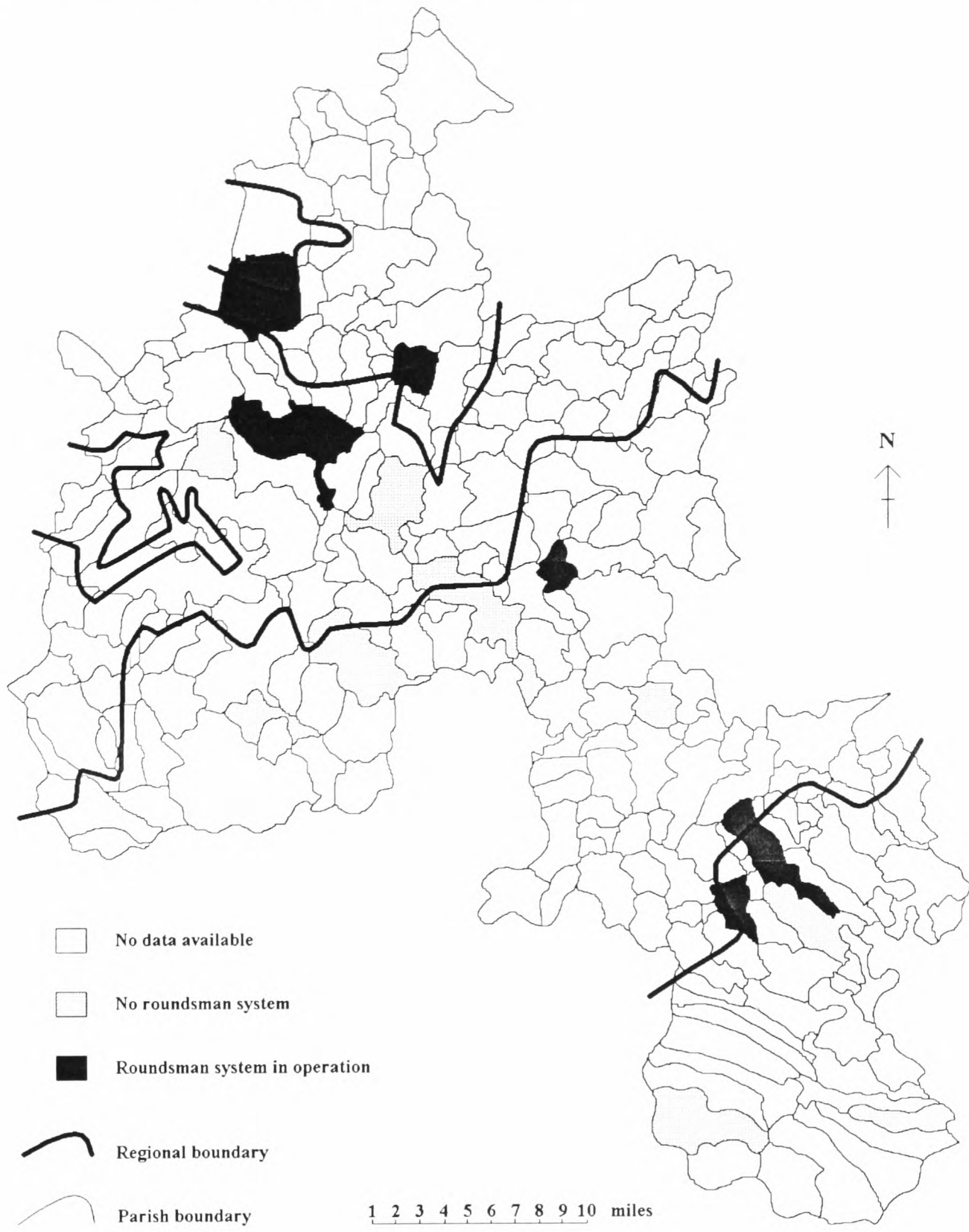
Source: PP 1834 (XXXI)

Fig. 2.5. Systems of poor relief in 1834: labour allocation



Source: PP 1834 (XXXII-XXXIV)

Fig. 2.6. Systems of poor relief in 1834: roundsman system



Source: PP 1834 (XXXII)

Fig. 2.7. Indexes of Oxford bread price and national wheat price

Sources: *JOJ* (1792-3 to 1834-5); B.R. Mitchell & P. Deane, *Abstract*, 756

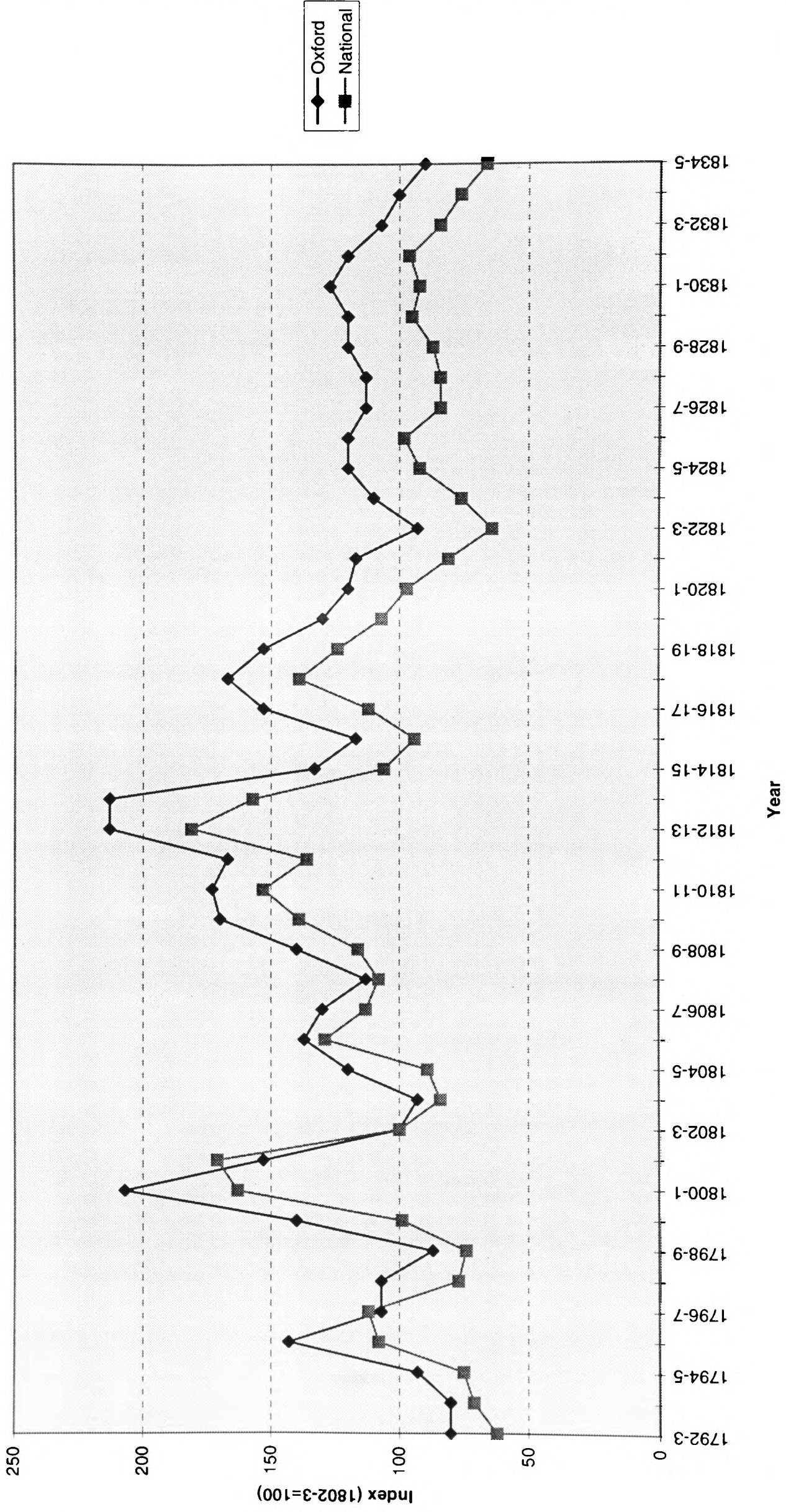


Fig. 2.8. Oxfordshire bread prices, 1792-3 to 1834-5

Sources: JOJ (1792-3 to 1834-5); OA.PAR171/5/11/1; OA.PAR.Claydon,b.5,b.6; OA.PAR.Cropredy,b.11,b.12; OA.PAR.Horspath,b.5; OA.PAR.Stanton St. John,b.3,b.4,b.5; OA.Woot.P.C.IV/iii/3

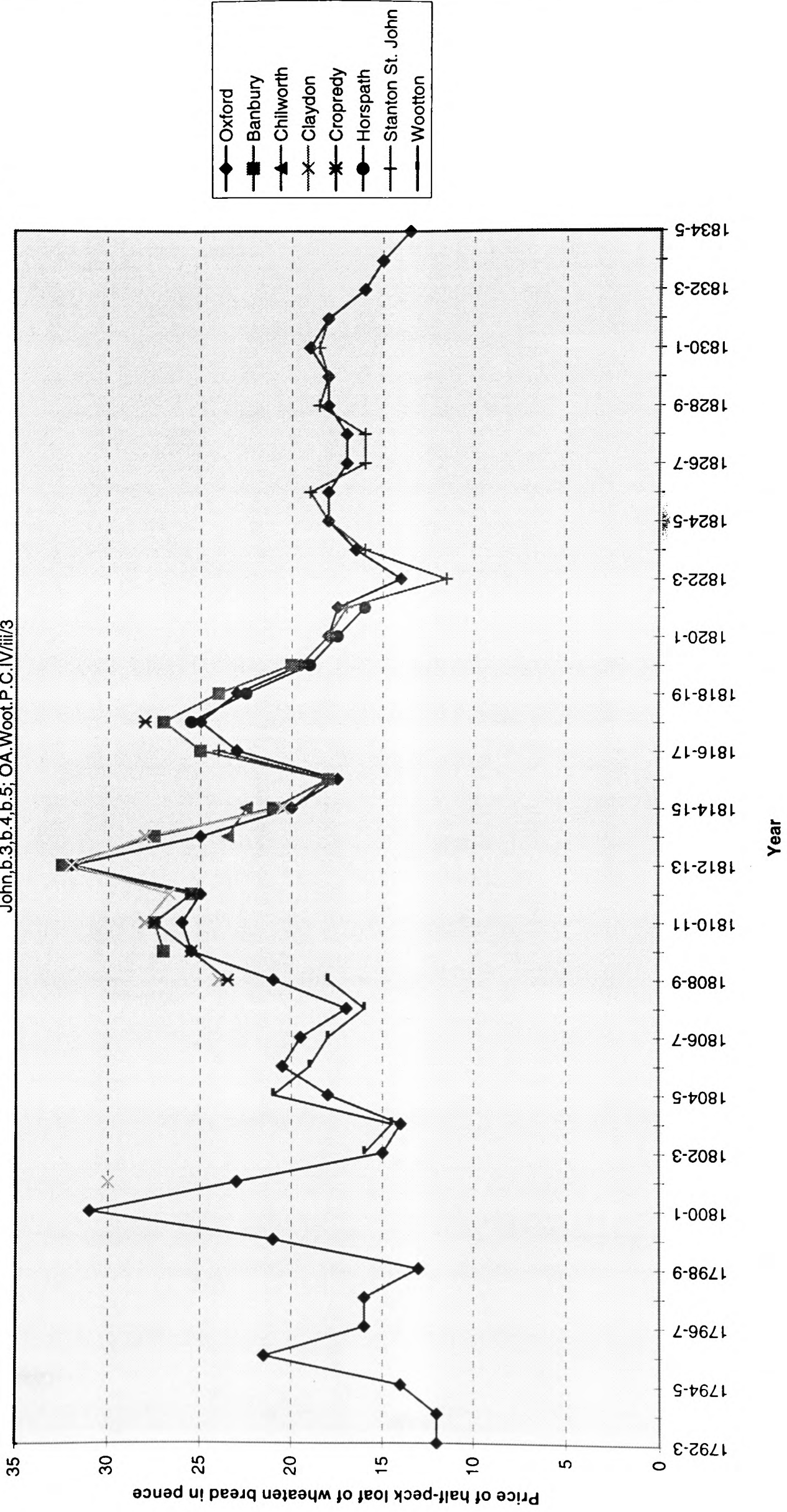


Fig. 2.9. Indexes of regional poor relief expenditure and bread price, 1812-13 to 1828-9

Sources: See Figure 2.2

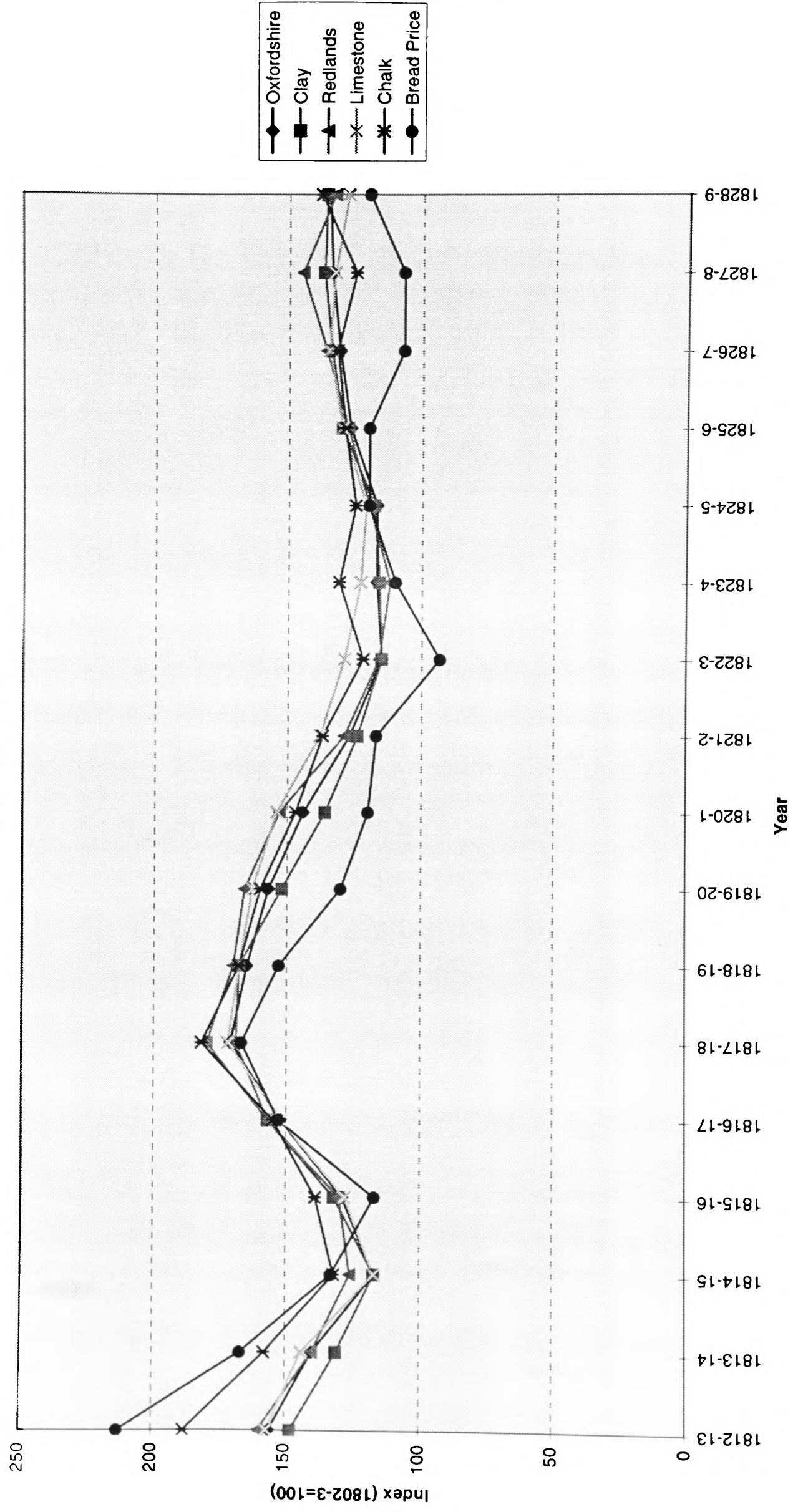


Fig. 2.10. Indexes of hundred poor relief expenditure and bread price, 1812-13 to 1828-9

Sources: See Figure 2.2

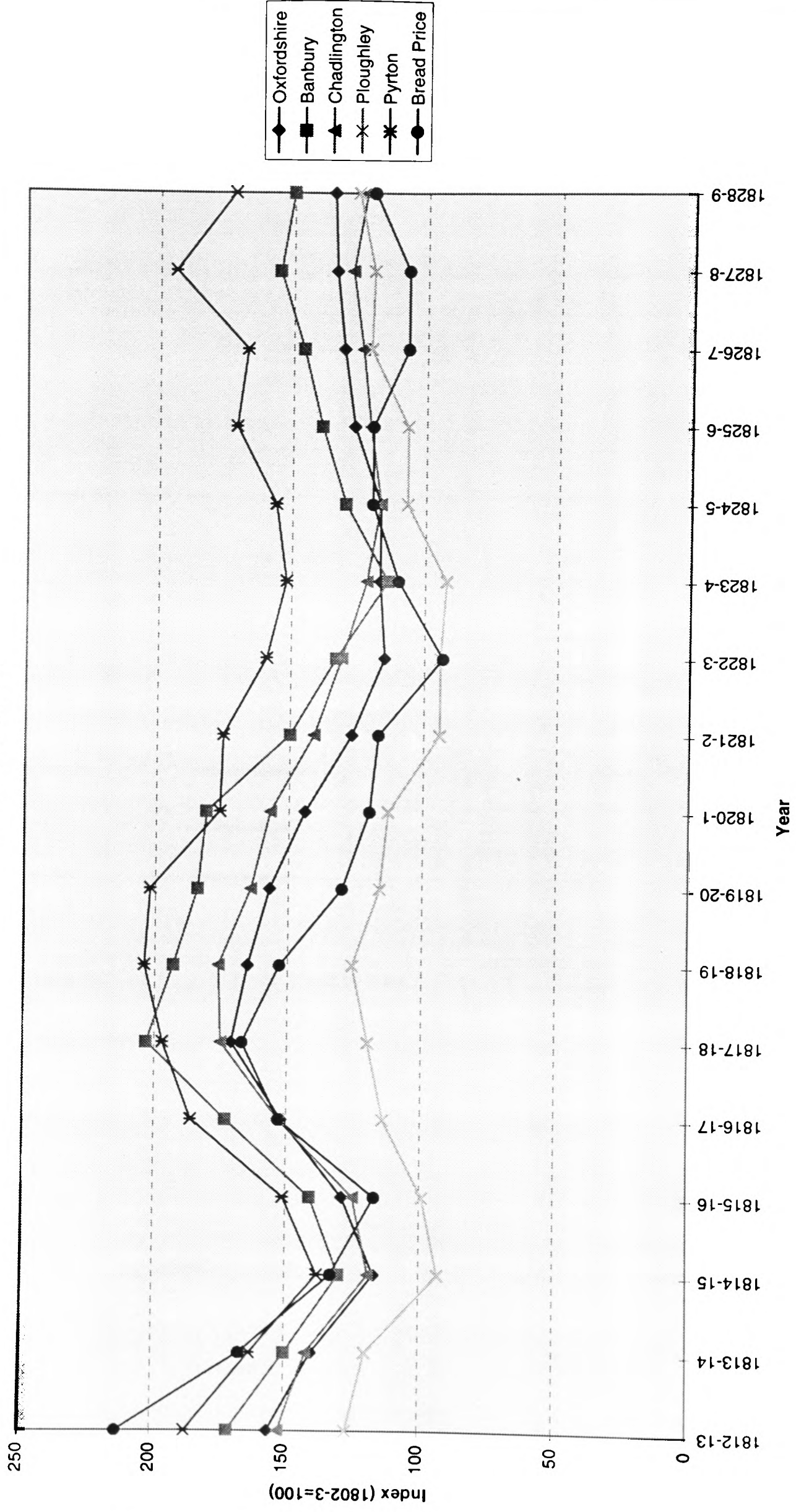
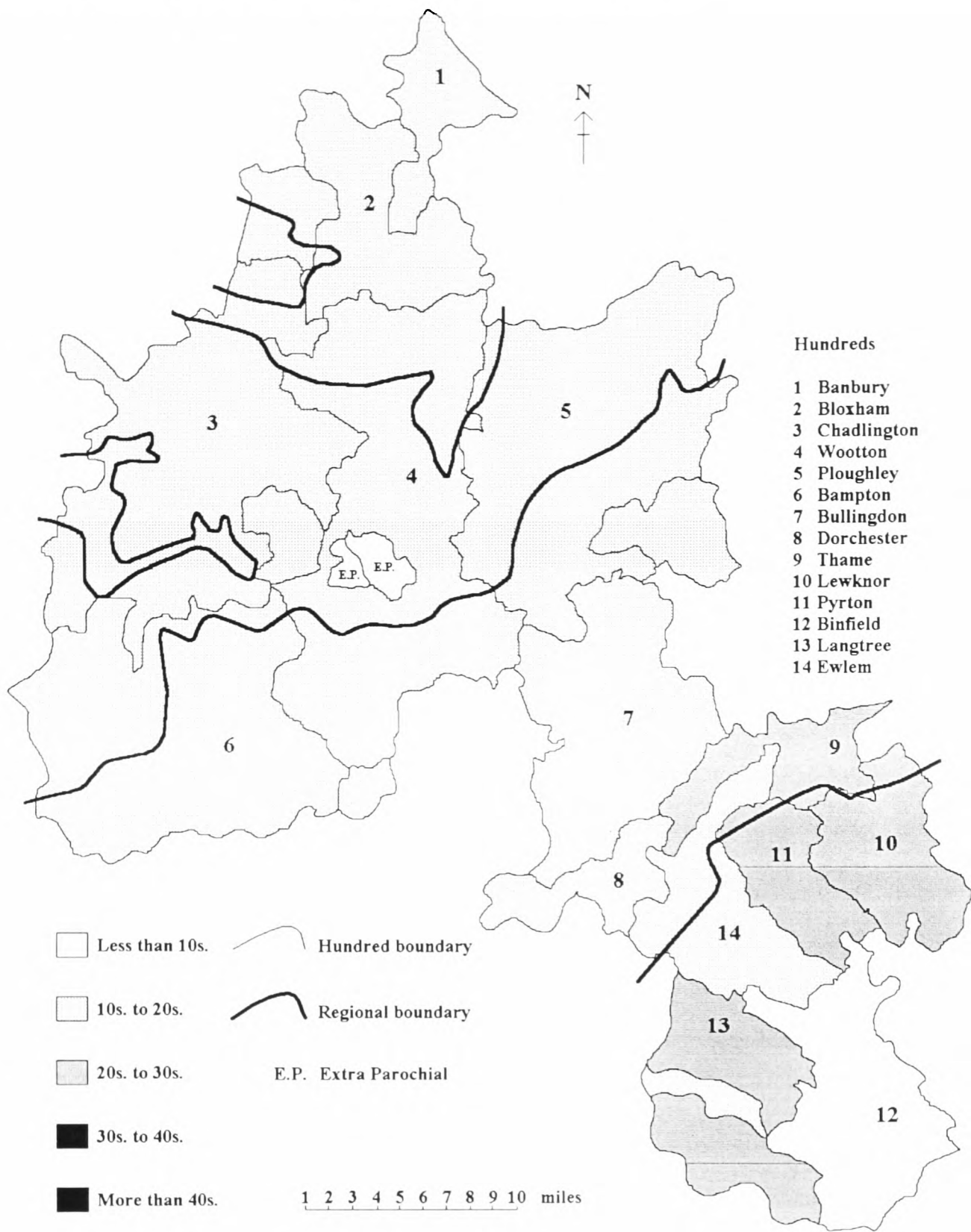
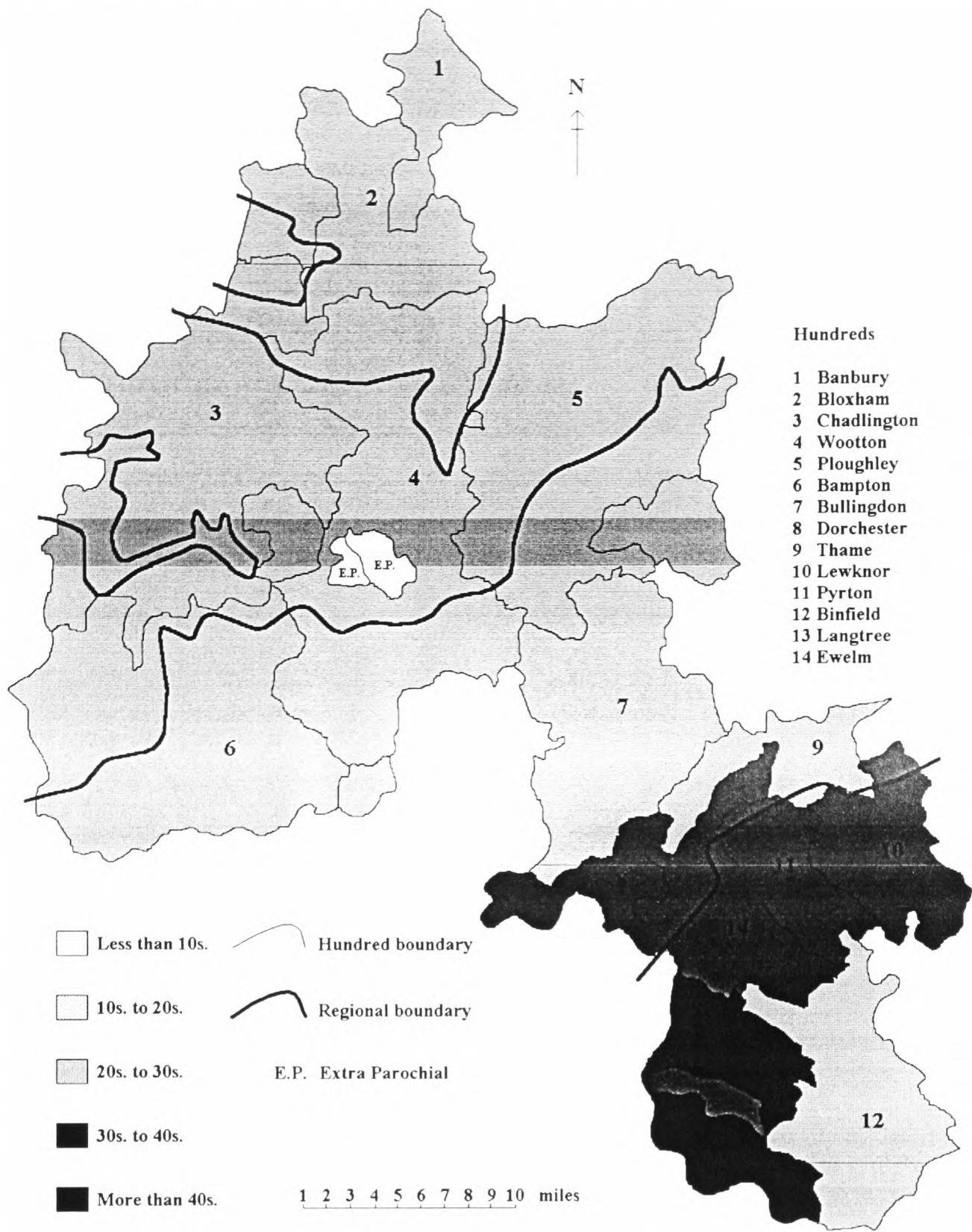


Fig. 2.11. (a) Per capita poor relief expenditure by hundred in 1802-3



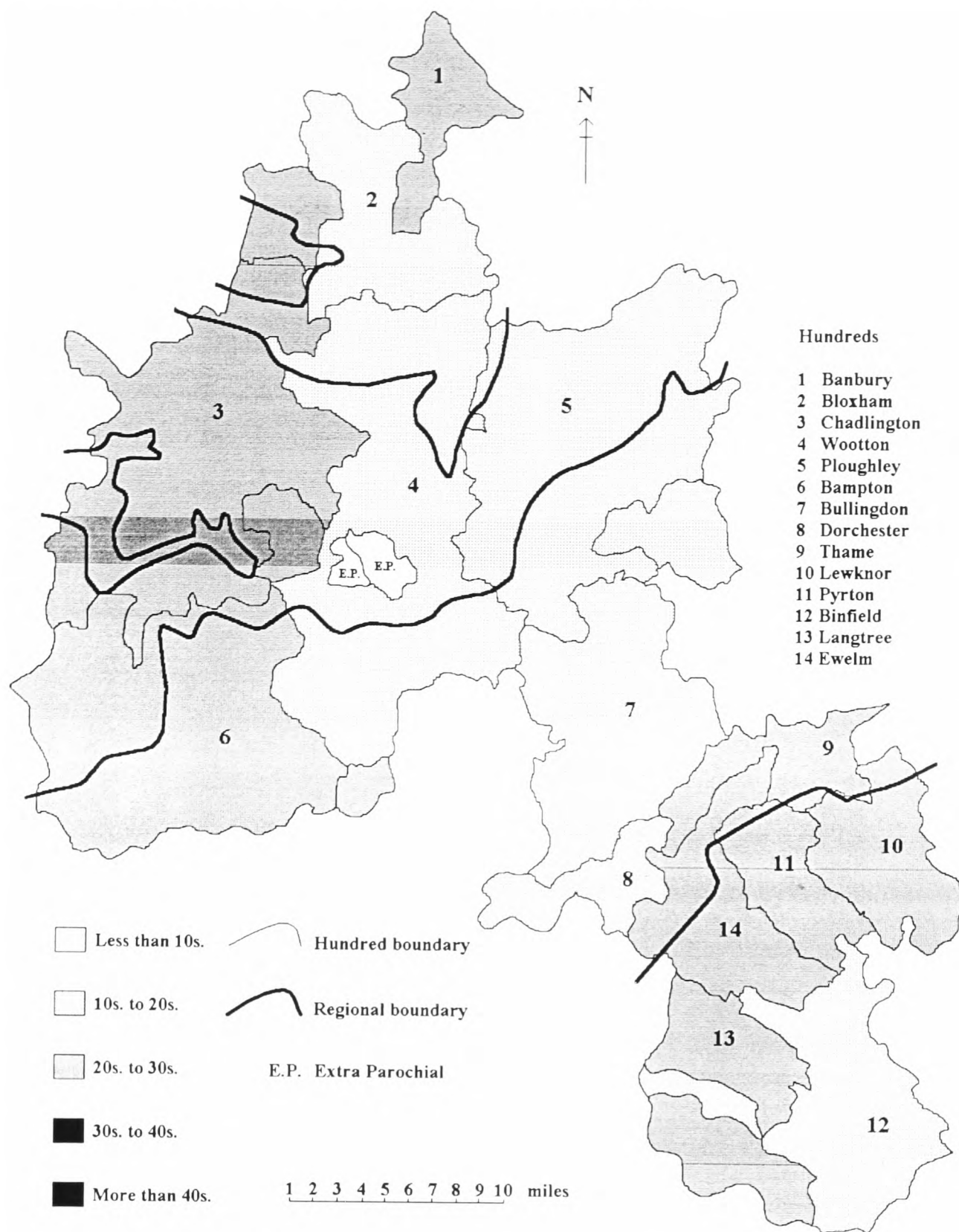
Sources: PP 1803-4 (XIII); PP 1801 (II)

Fig. 2.11. (b) Per capita poor relief expenditure by hundred in 1812-13



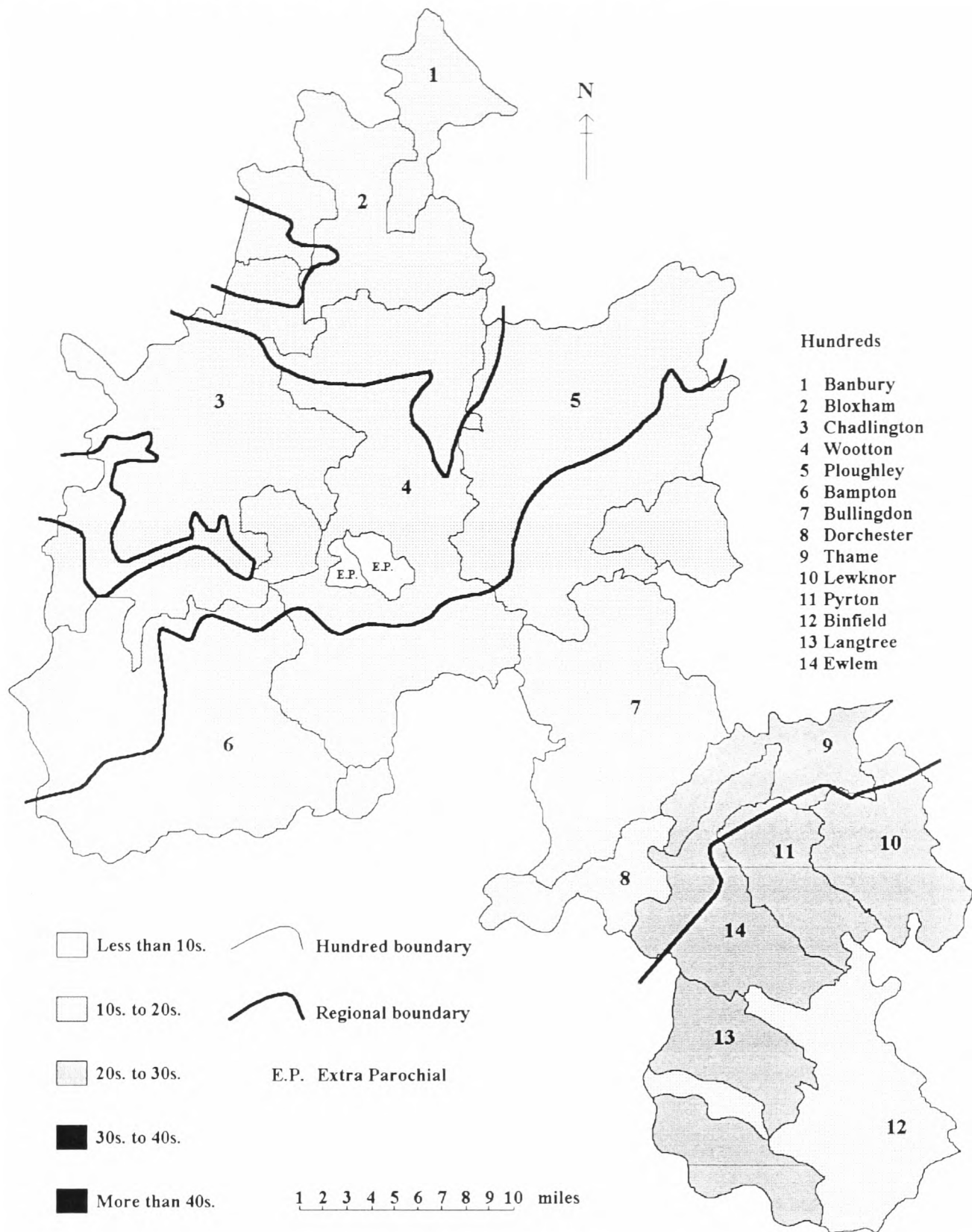
Sources: PP 1818 (XIX); PP 1812 (XI)

Fig. 2.11. (c) Per capita poor relief expenditure by hundred in 1820-1



Sources: PP 1826-7 (XX); PP 1822 (XV)

Fig. 2.11. (d) Per capita poor relief expenditure by hundred in 1828-9



Sources: PP 1830 (XXXI); PP 1831 (XVI)

Fig. 3.1. Poor relief expenditure in the eighteenth century

Sources: OA.PAR.171/5/1F1/1; OA.Par.Dorchester,b.10-11; OA.Par.Islip,b.10; OA.Par.Shiplake,c.1,8-9; OA.Par.Souldern,c.5,b.8; OA.Par.Whitchurch,c.3-5; OA.Par.Wiggington,b.6; OA.Woot.P.C.IV/iii/2-3

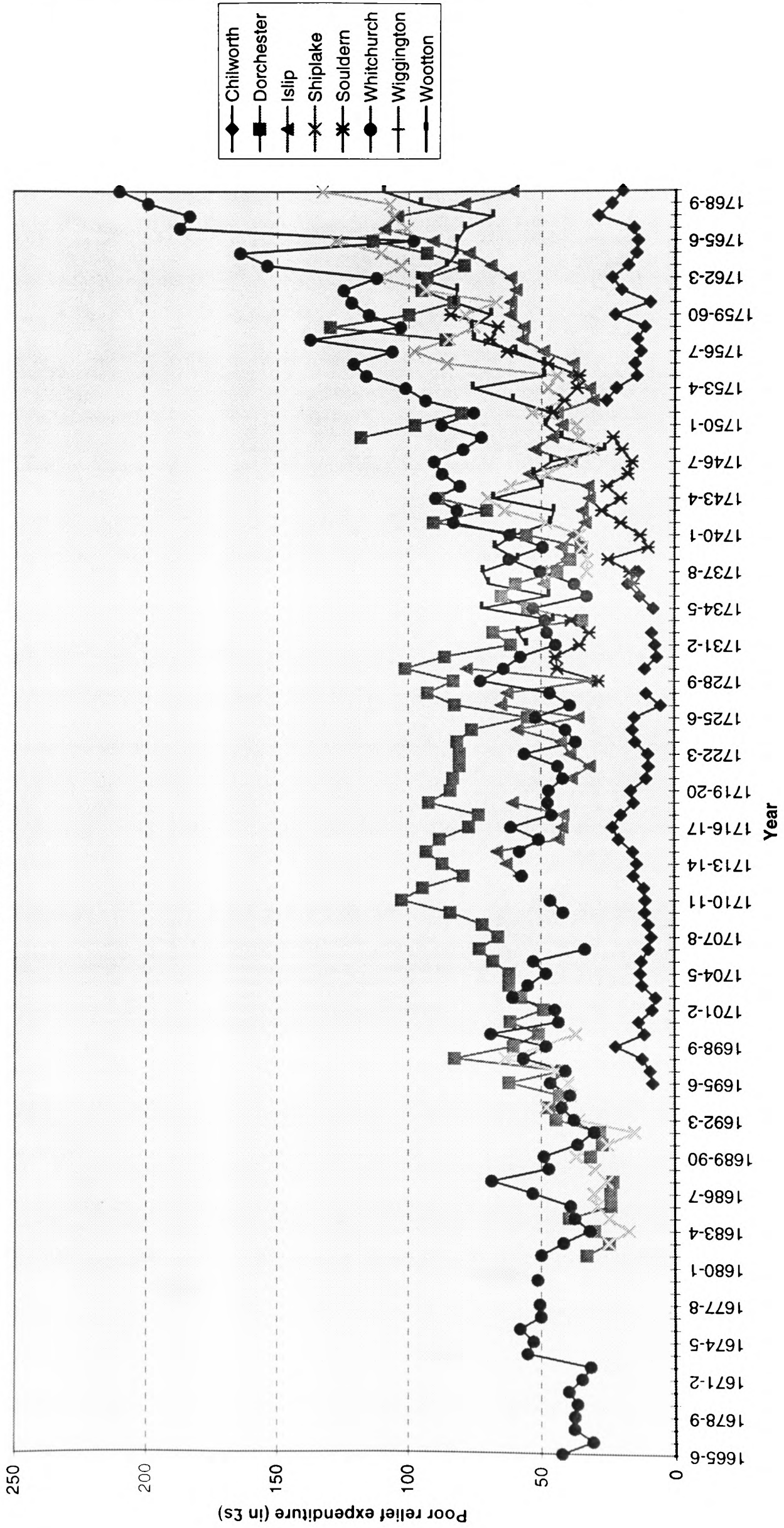


Fig. 3.2. Distribution of roundsman payments, c.1680-1793

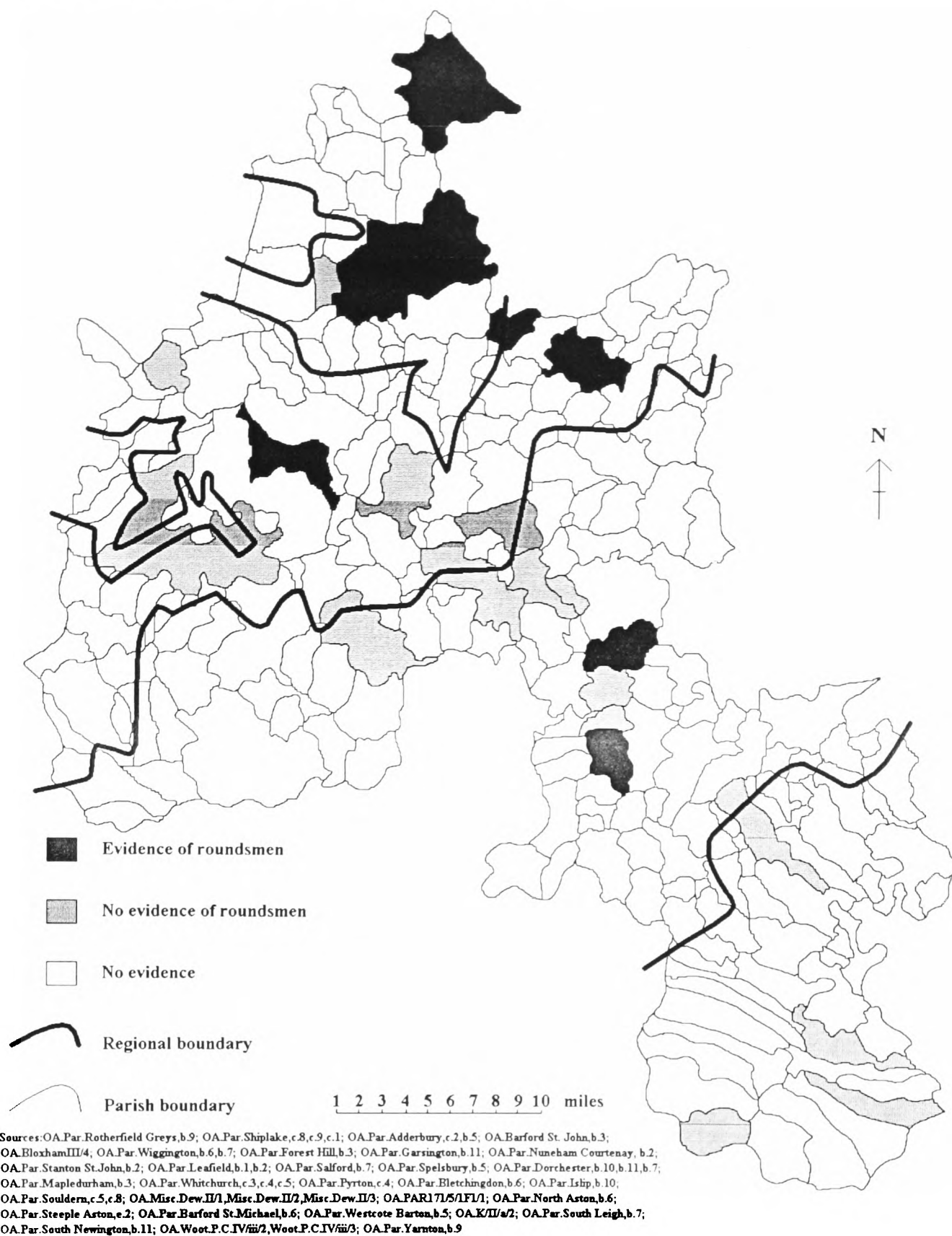
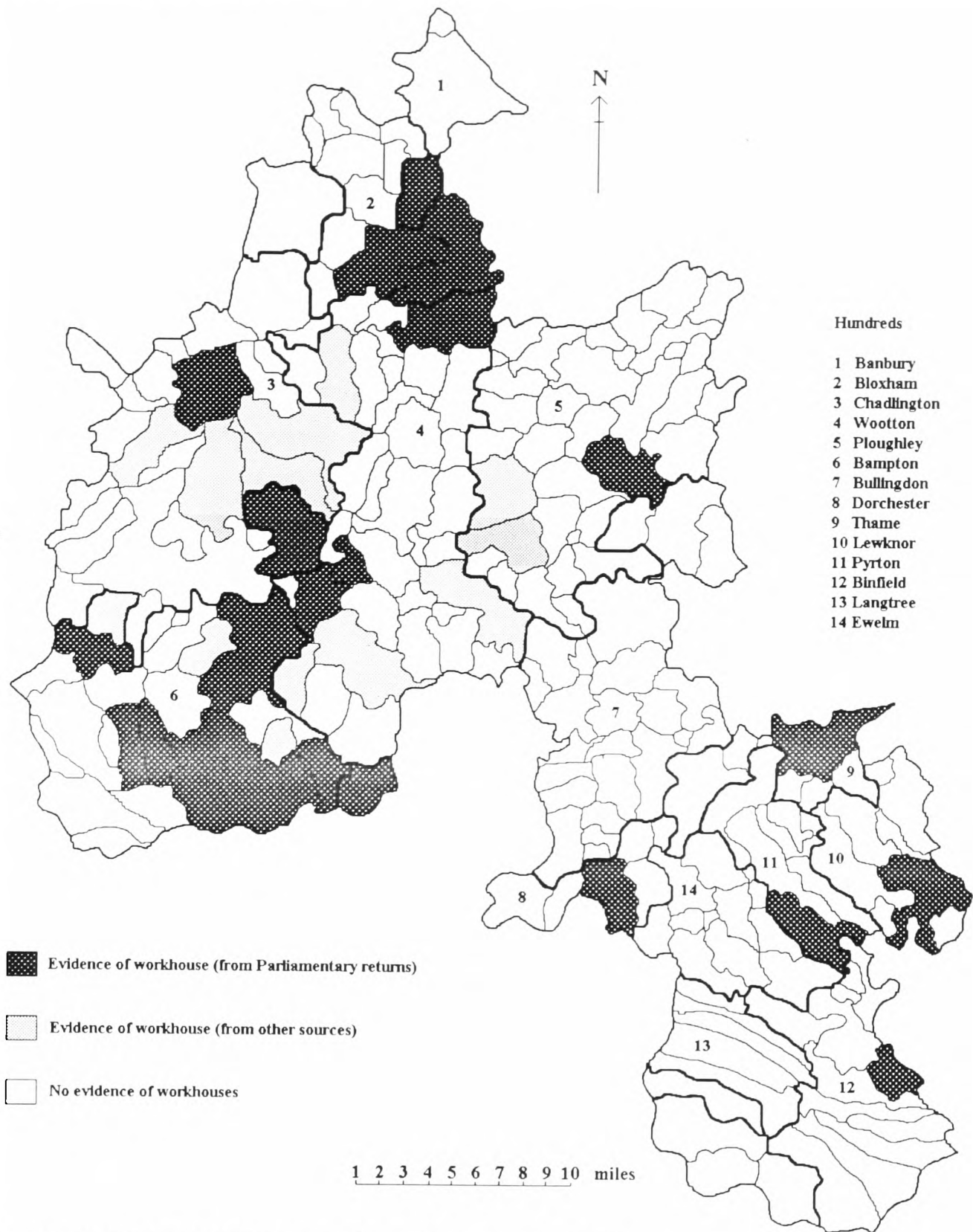
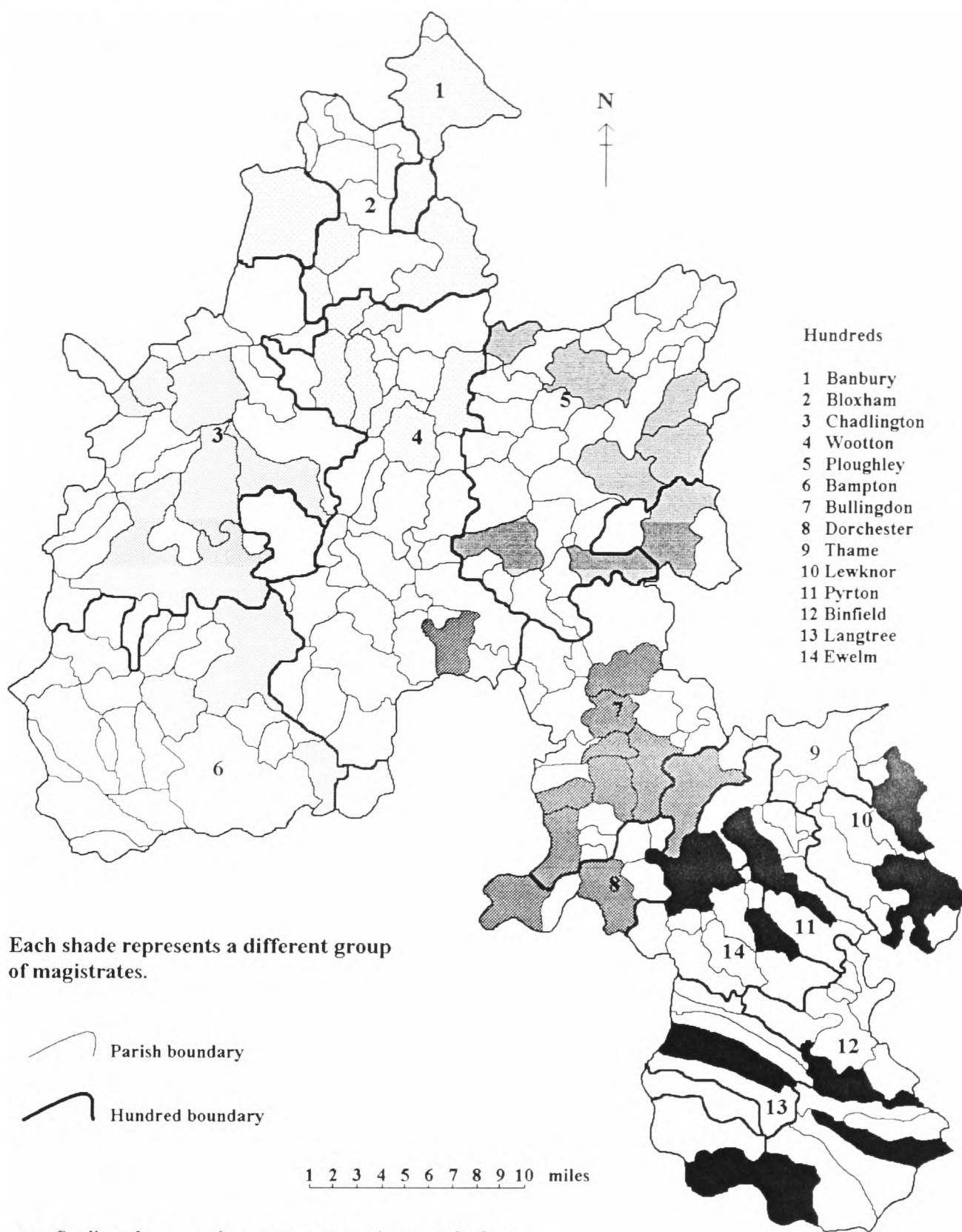


Fig. 3.3. Distribution of workhouses, c.1680-1793



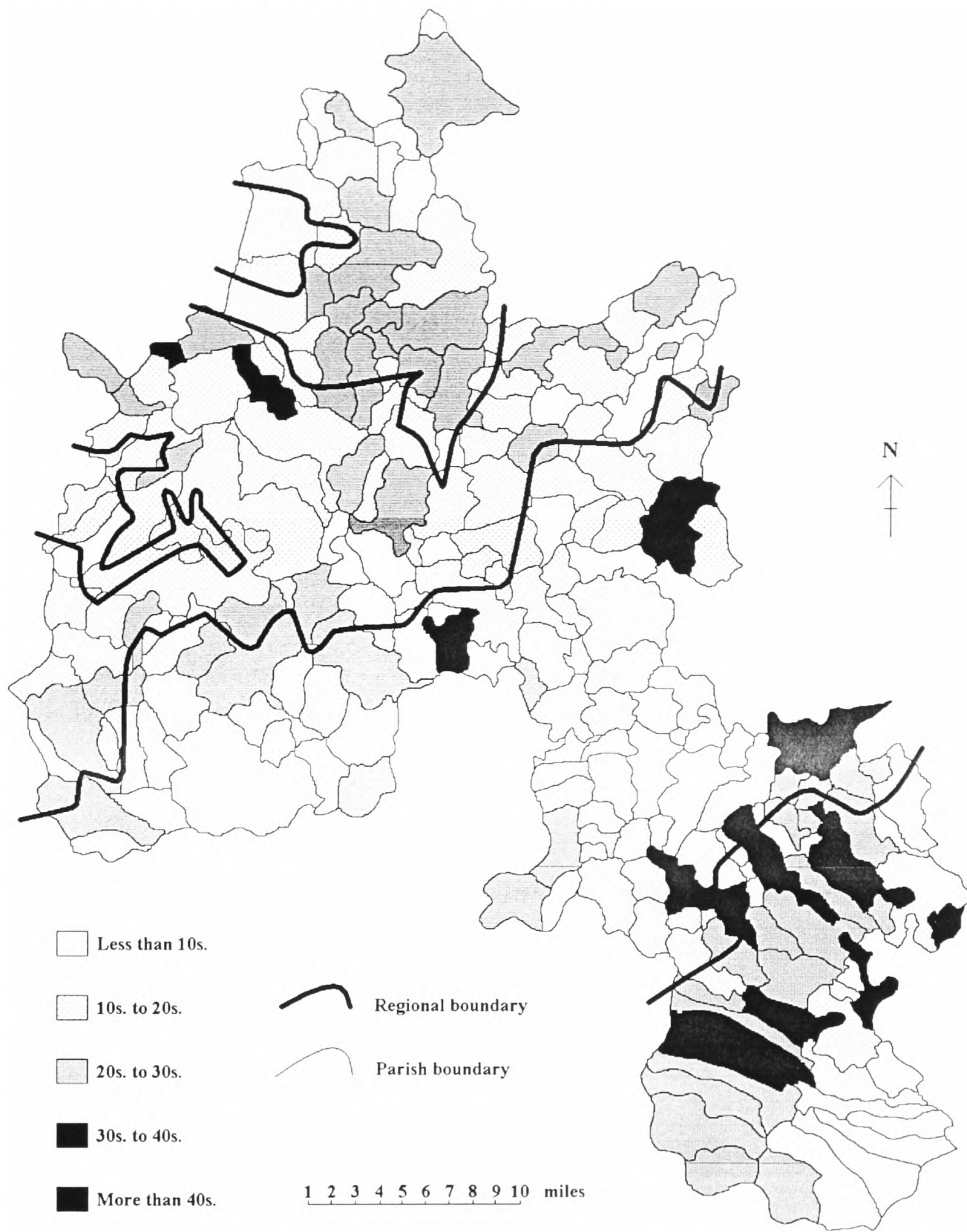
Sources: See Fig. 3.2.; House of Commons Papers, Abstract of Returns, 1775; JOJ, 1758-93; OA.Par.Dorchester, c.8; OA.Par.Pyrton,e.4; OA.Par.Eynsham,e.1

Fig. 3.4. Magistrates' administrative divisions in Oxfordshire



Sources: See lists of overseers' accounts, vestry minutes and other poor law papers in bibliography.

Fig. 3.5. Per capita poor relief expenditure by parish in 1802-3



Sources: PP 1803-4 (XIII); PP 1801 (II)

Fig. 3.6. Distribution of roundsman payments, 1792-3 to 1812-13

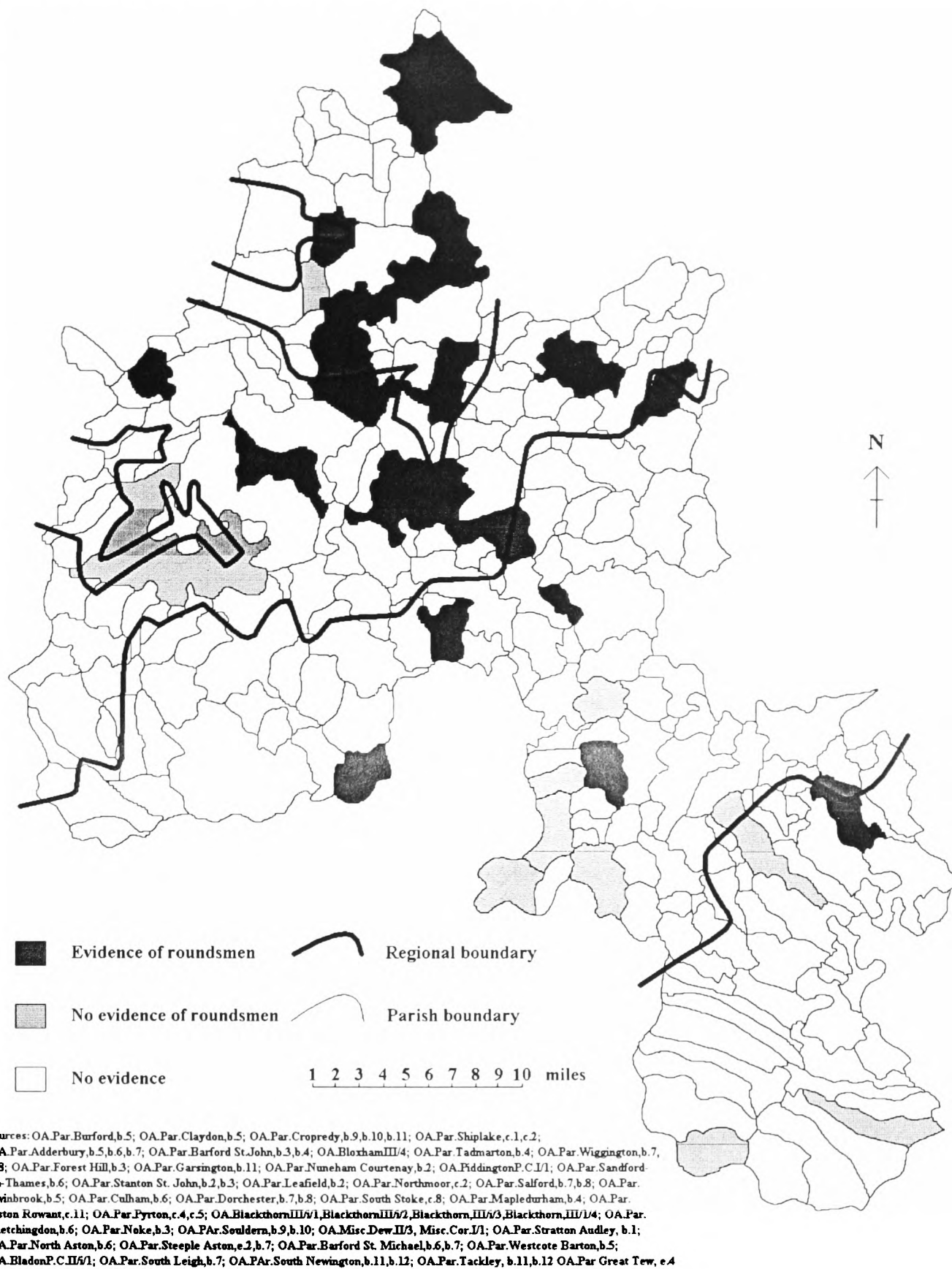
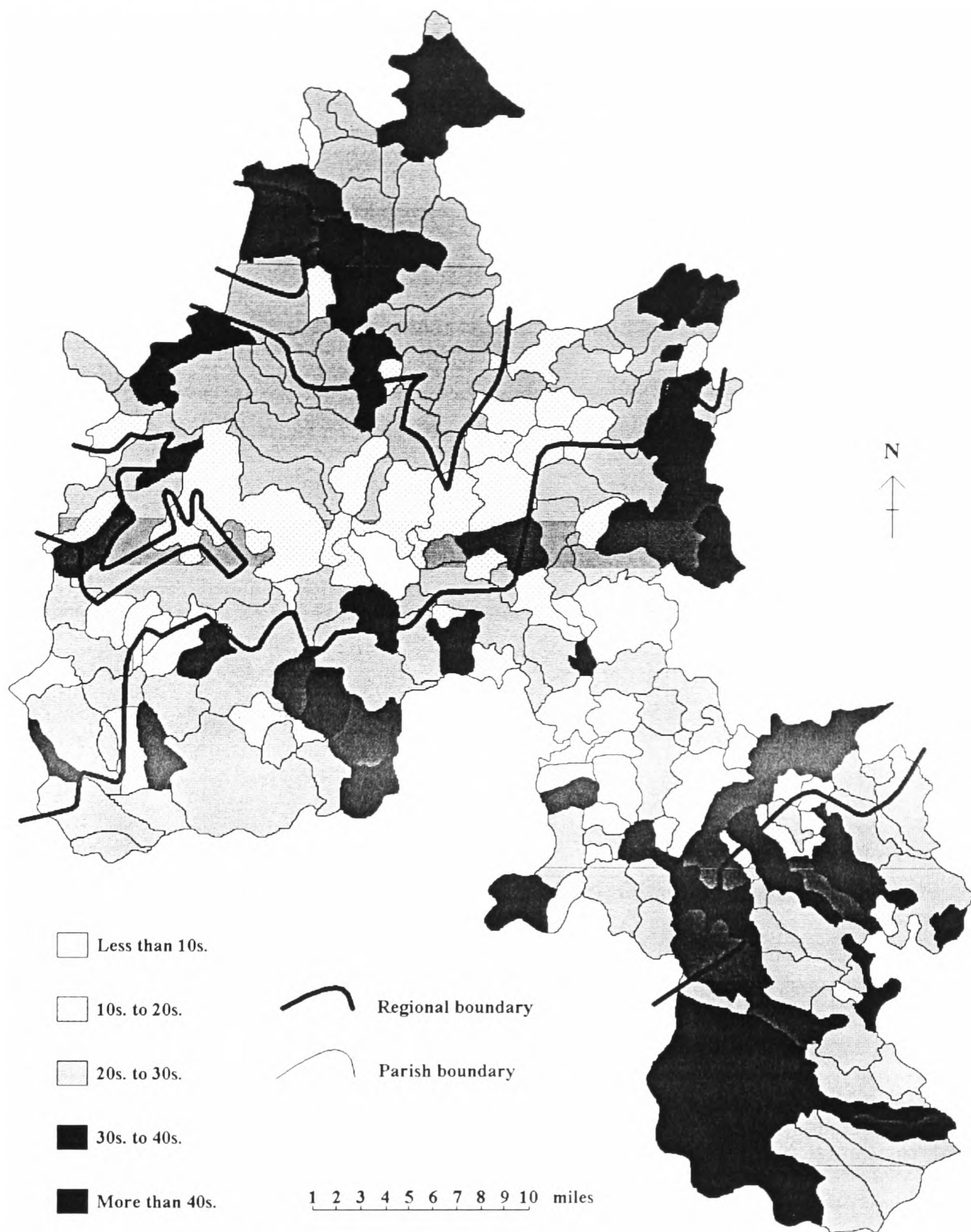
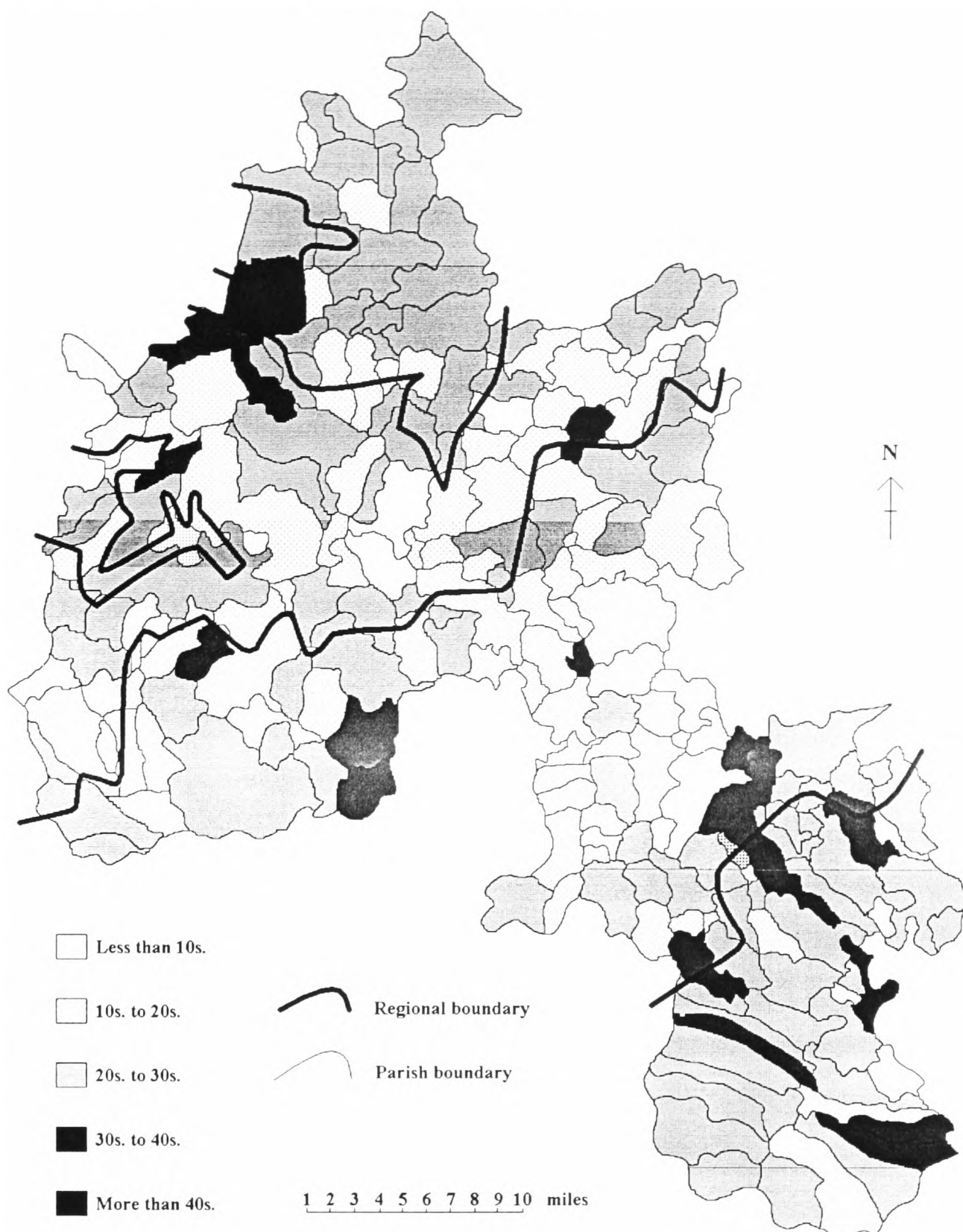


Fig. 3.7. Per capita poor relief expenditure by parish in 1812-13



Sources: PP 1818 (XIX); PP 1812 (XI)

Fig. 4.1. Per capita poor relief expenditure by parish in 1820-1



Sources: PP 1826-7 (XX); PP 1822 (XV)

Fig. 4.2. Distribution of roundsman payments, 1813-14 to 1823-4

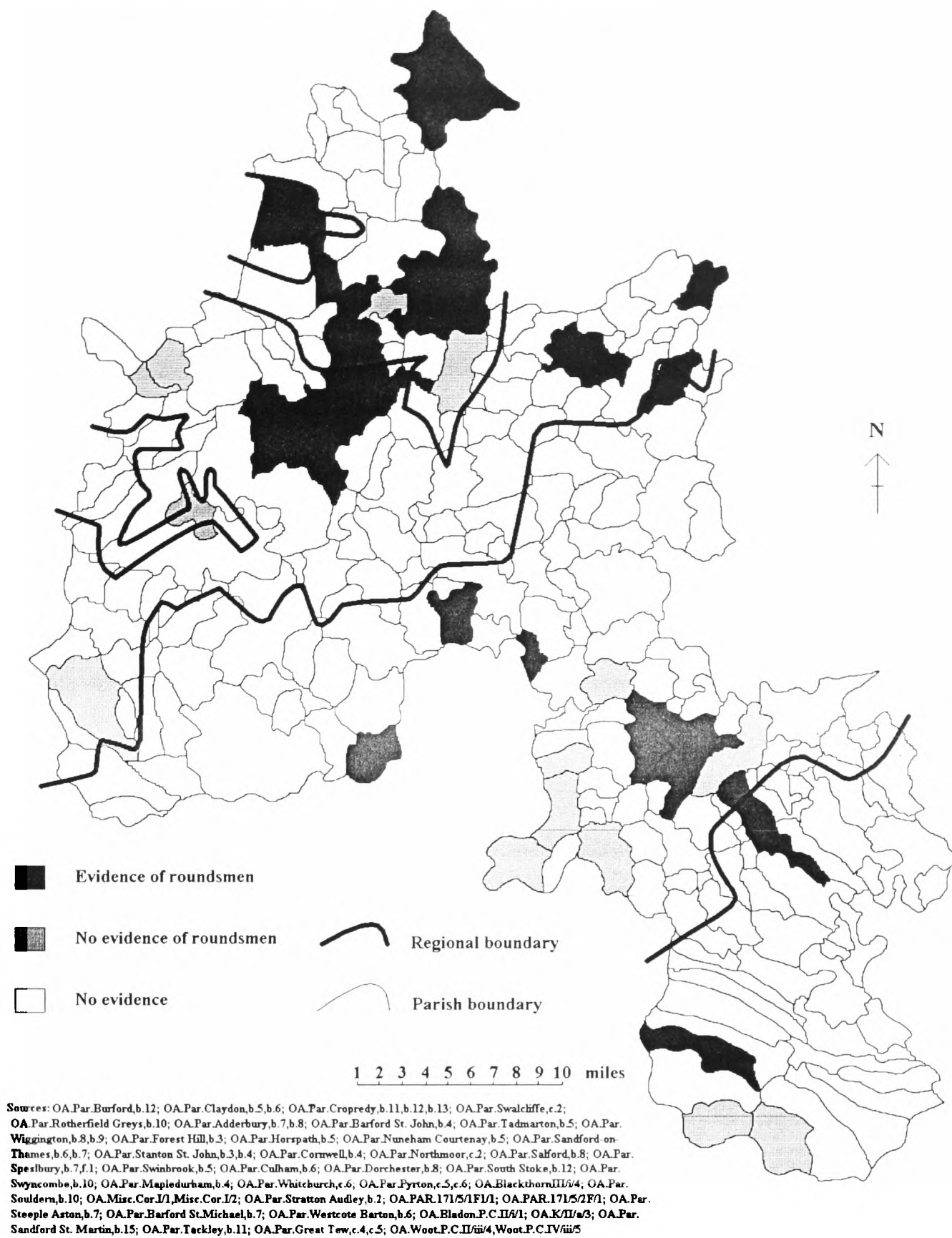


Fig. 4.3. Distribution of roundsman payments, 1824-5 to 1834-5

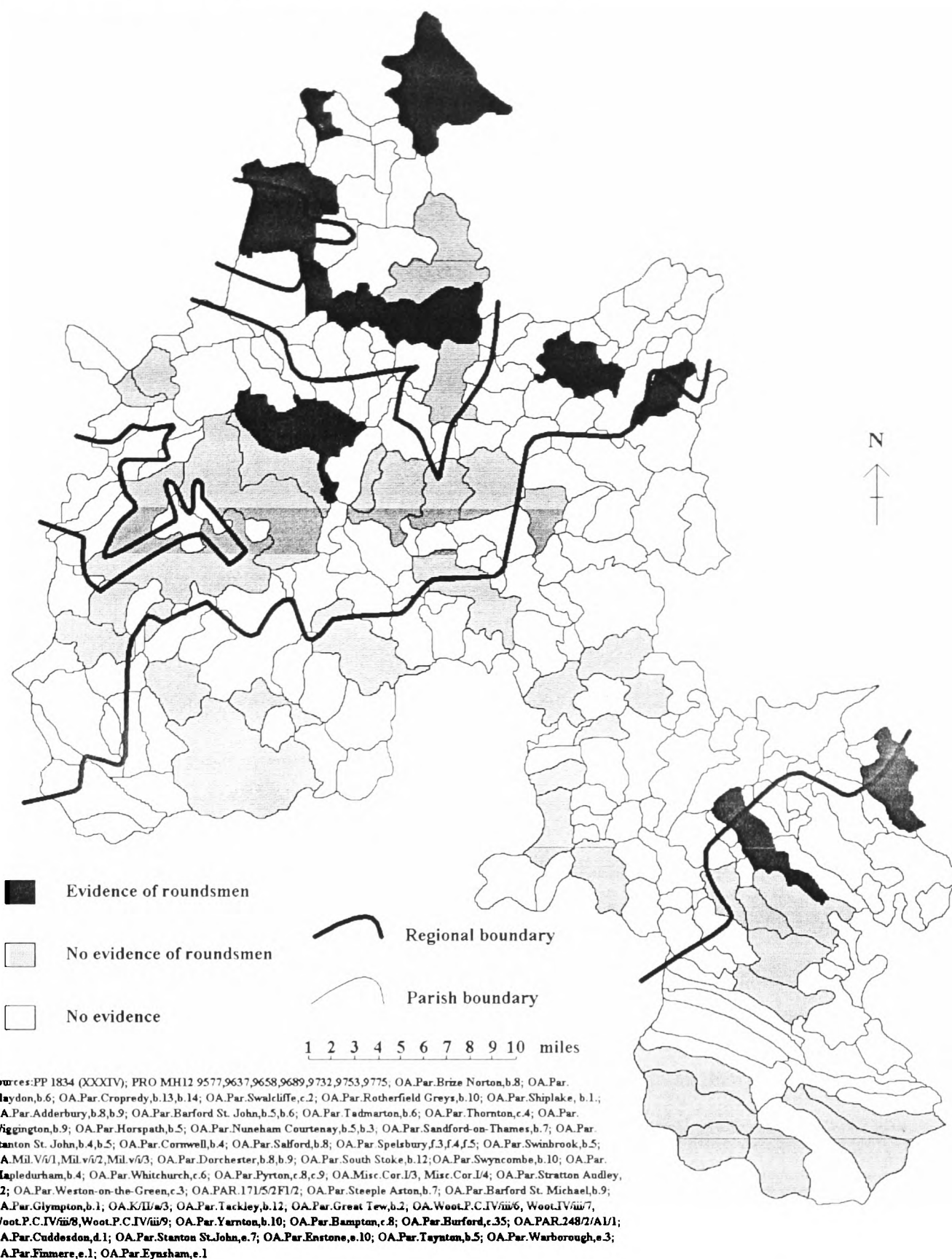
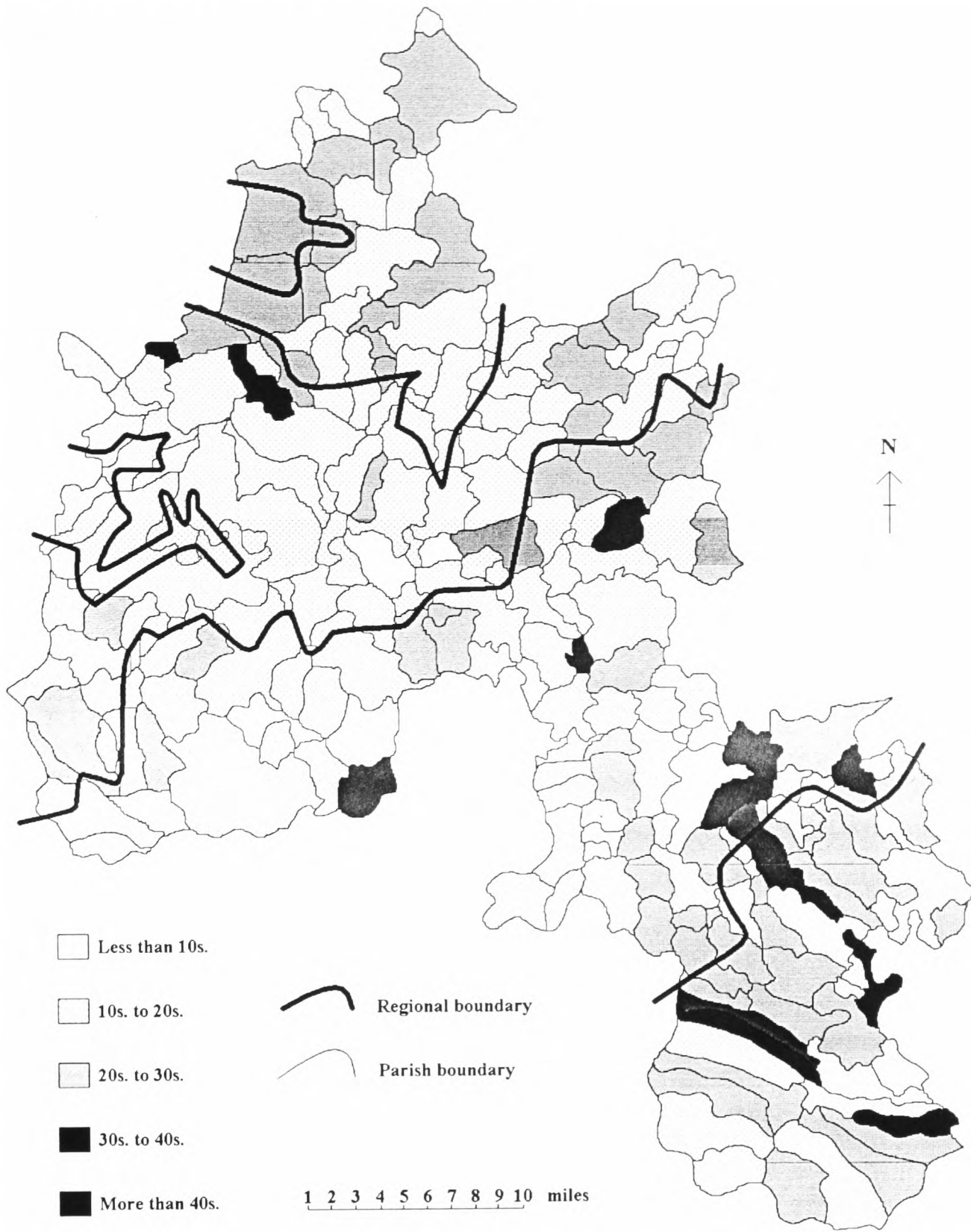


Fig. 4.4. Per capita poor relief expenditure by parish in 1828-9



Sources: PP 1830 (XXXI); PP 1831 (XVIII)

Fig. 4.5. Monthly poor relief expenditure at Wootton, 1828-9

Source: OA.Woot.P.C.IV/iii/8

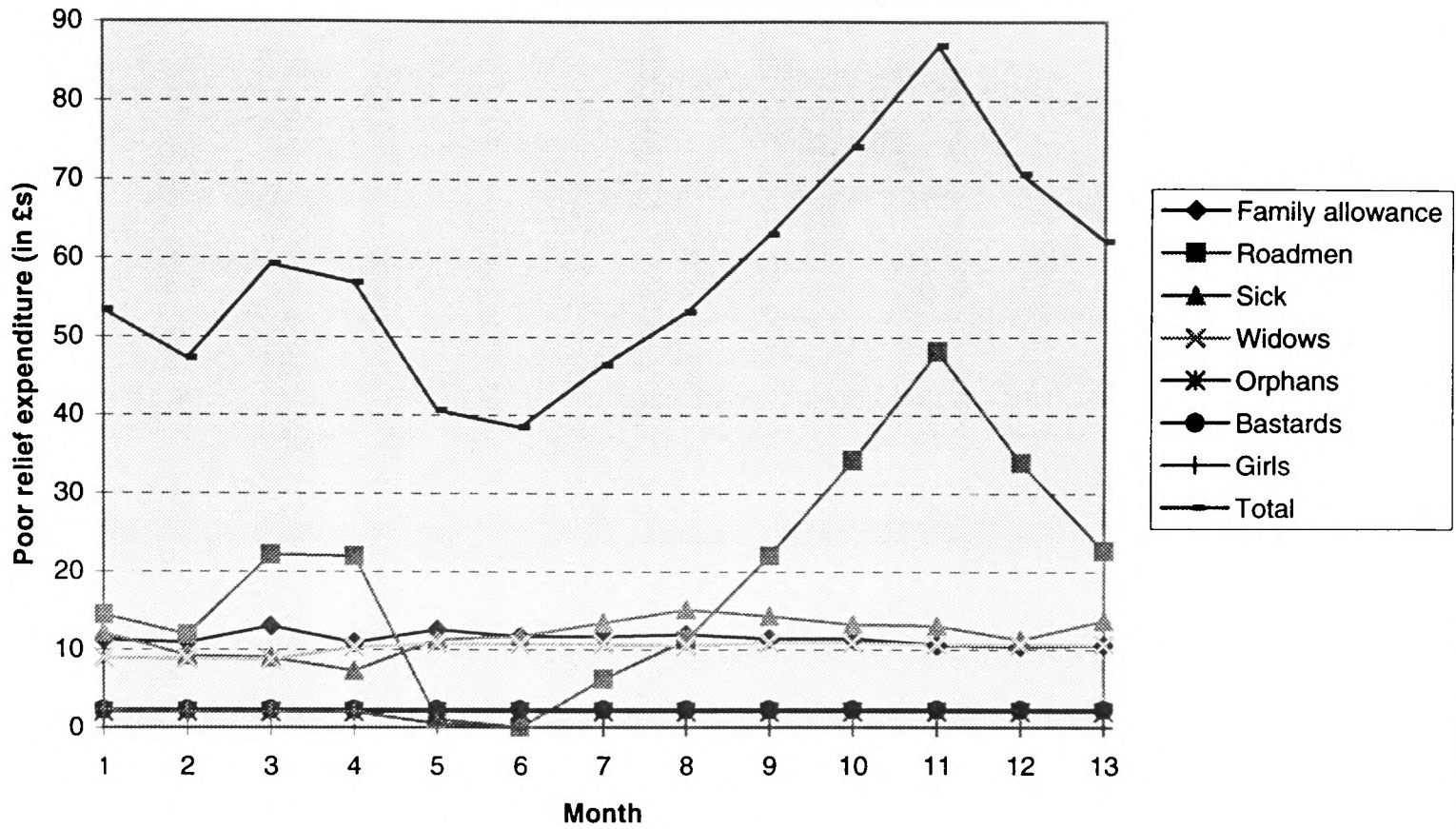


Fig. 4.6. Monthly poor relief expenditure at Wootton, 1830-1

Source: OA.Woot.P.C.IV/iii/8

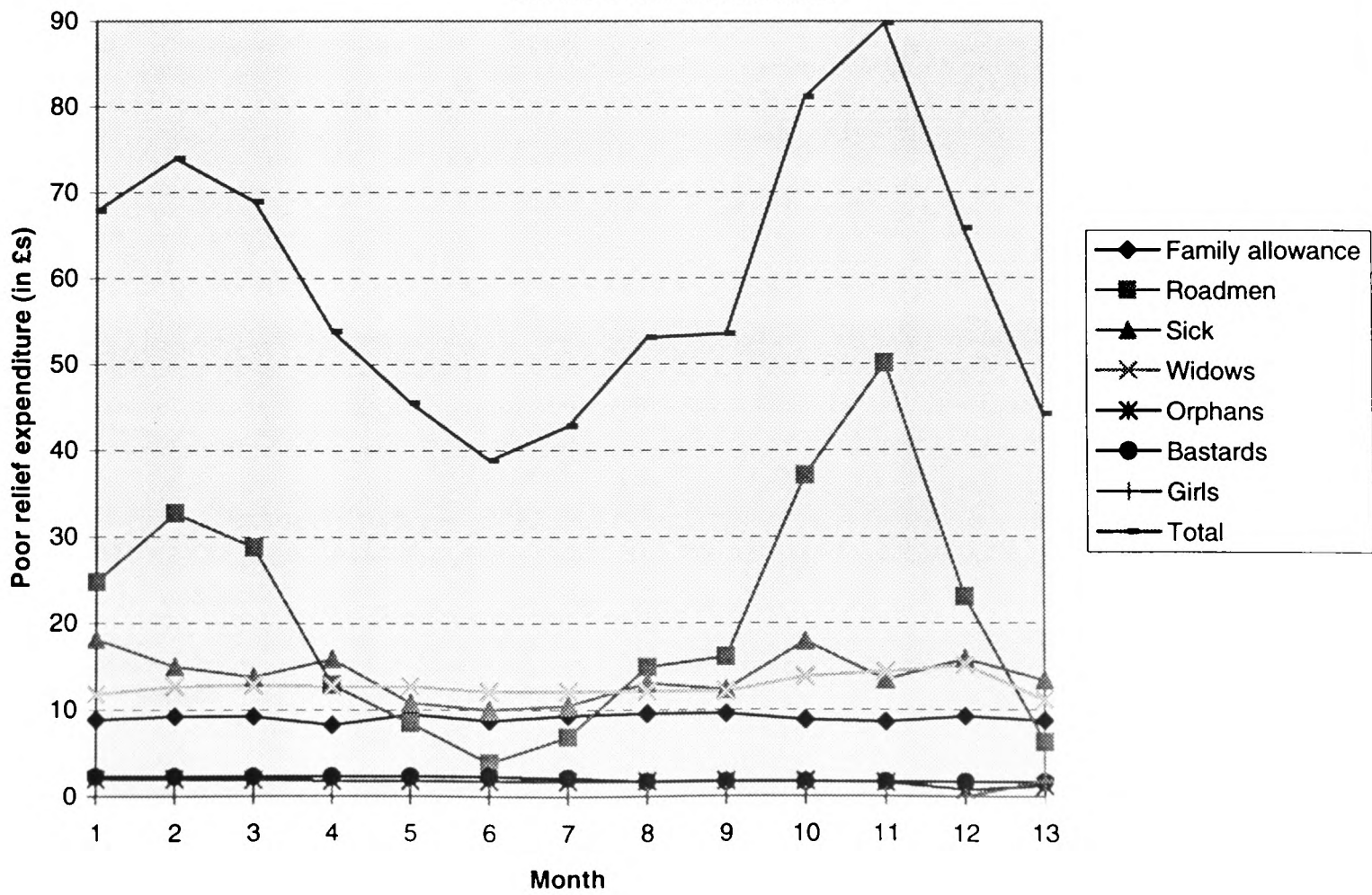


Fig. 5.1. Location of four study parishes

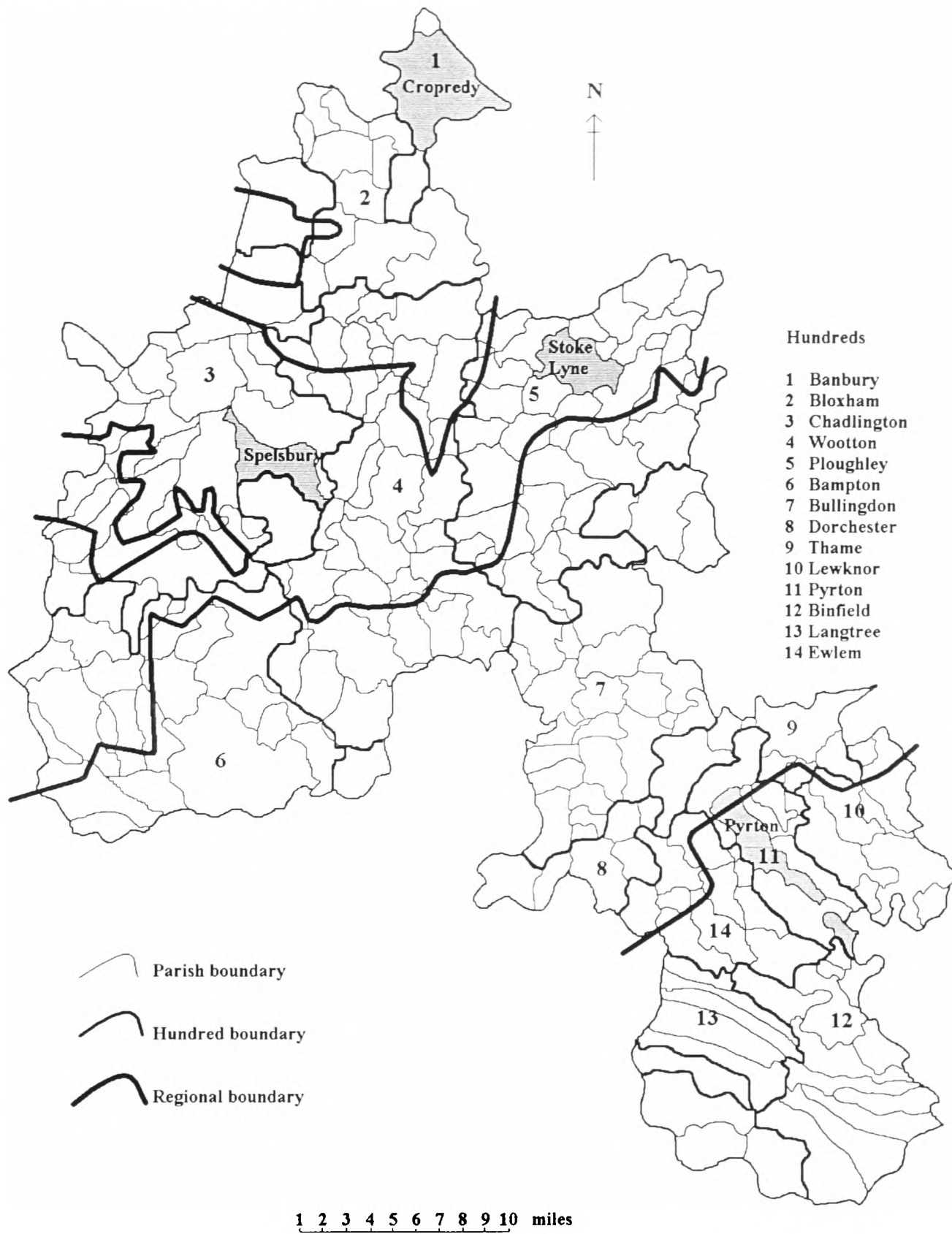


Fig. 5.2. Annual poor relief expenditure, 1790-1 to 1834-5

Sources: See Table 5.3

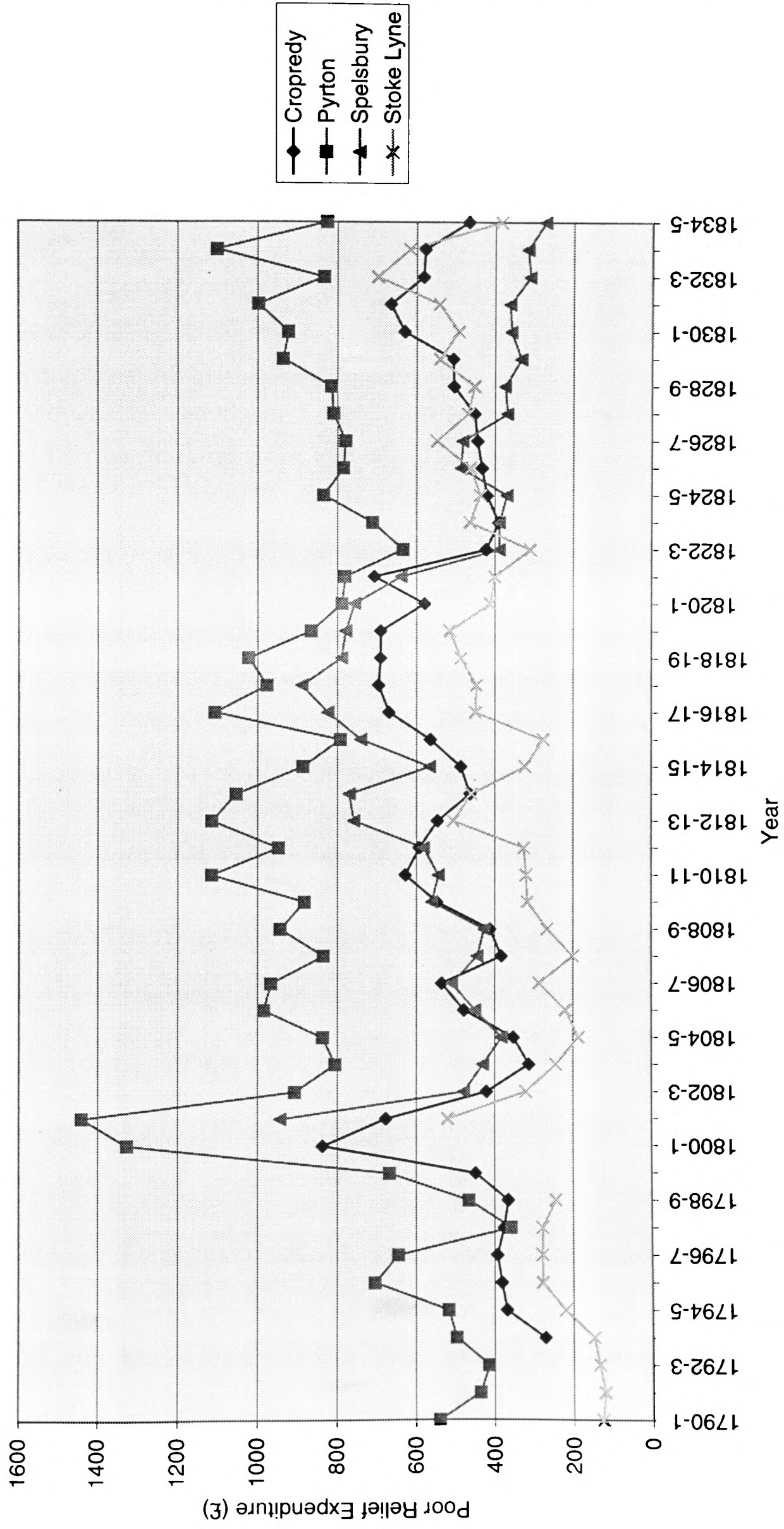


Fig. 5.3. Indexes of poor relief expenditure and bread price, 1790-1 to 1834-5

Sources: See Table 5.3

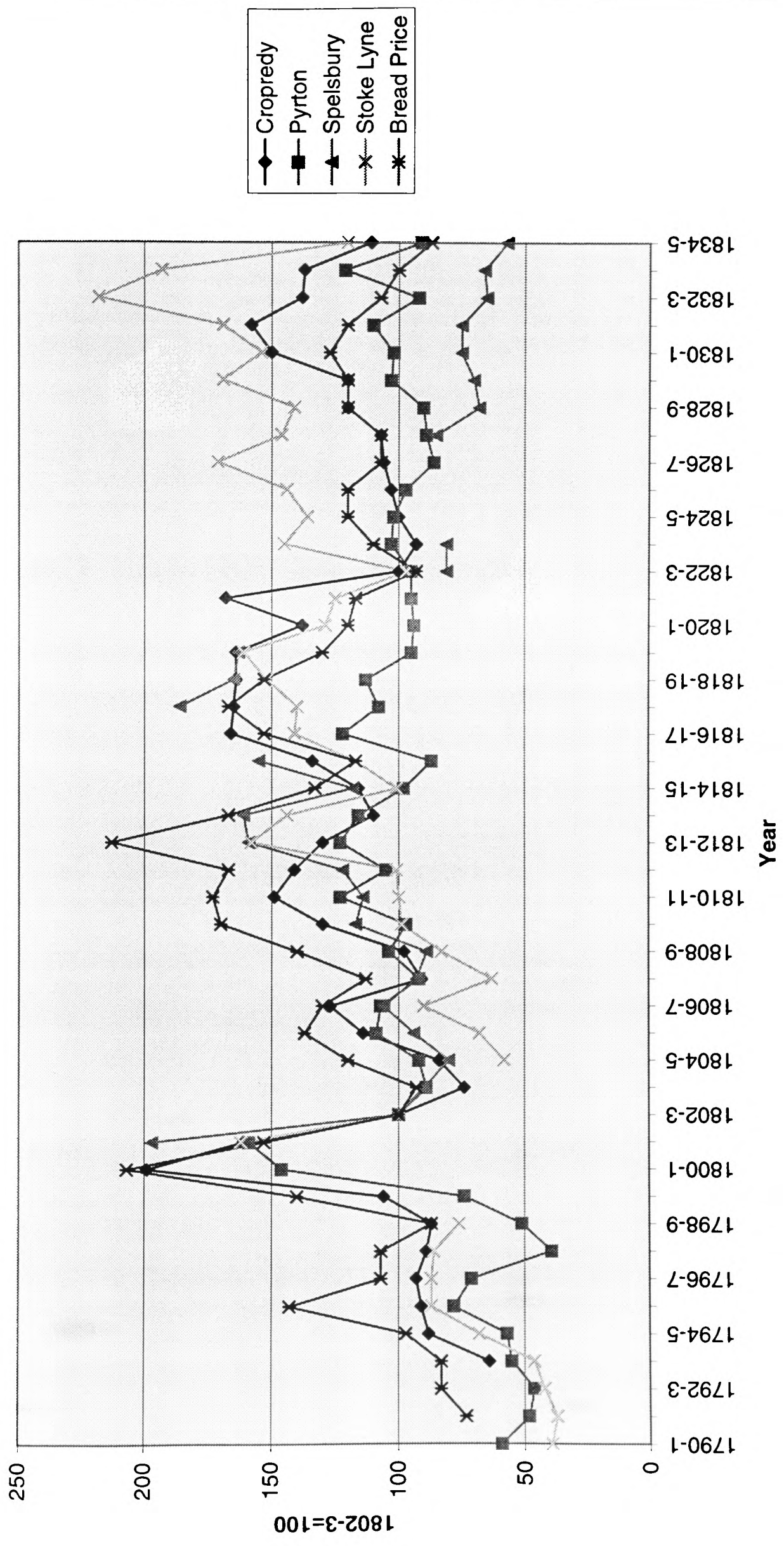


Fig. 5.4. Proportion of total income raised by poor rate, 1790-1 to 1834-5

Sources: See Table 5.3

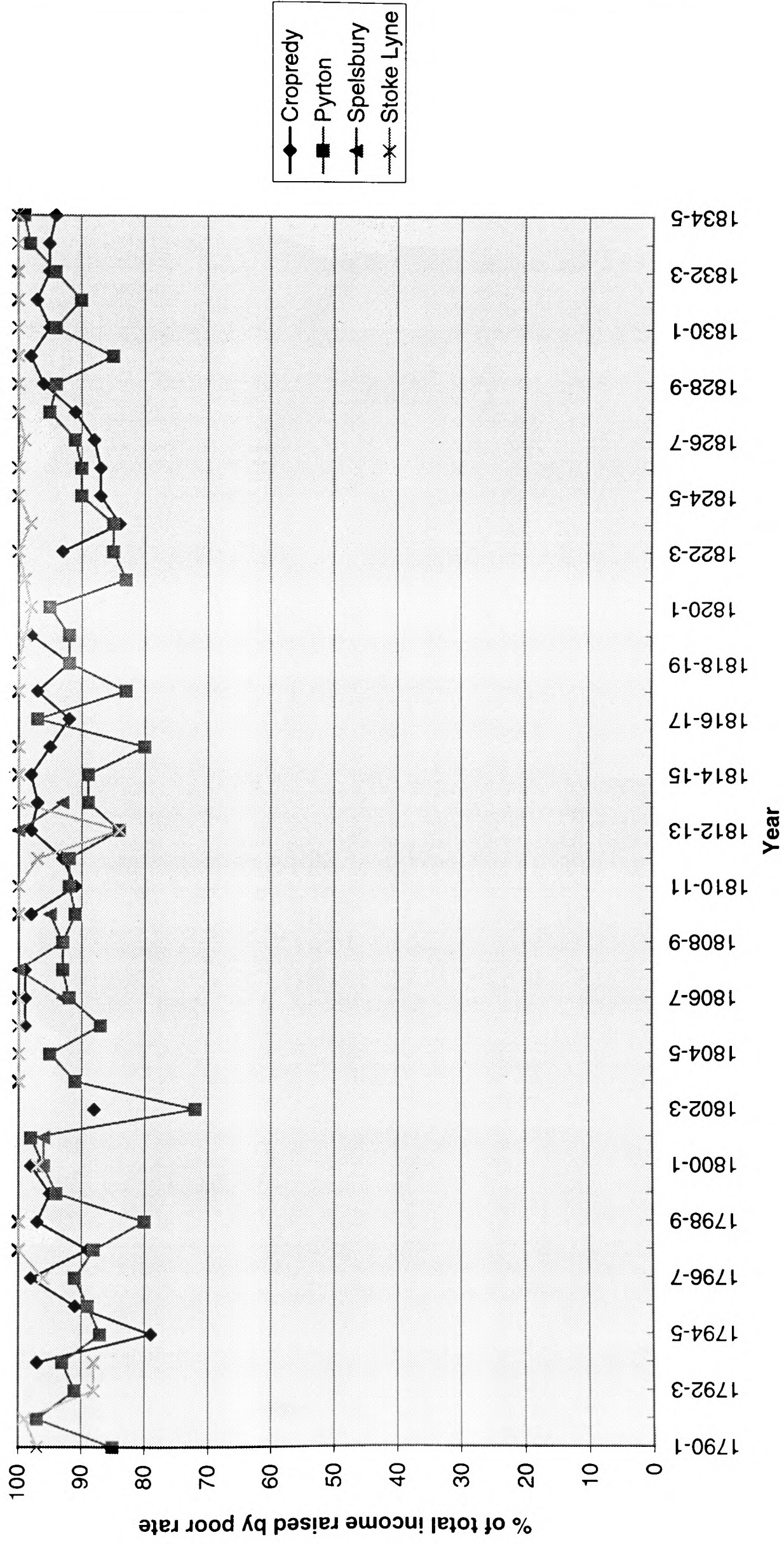


Fig. 5.5. (a) Distribution of poor rate at Cropredy, 1795 and 1814

Source: OA.Par.Cropredy.b.15

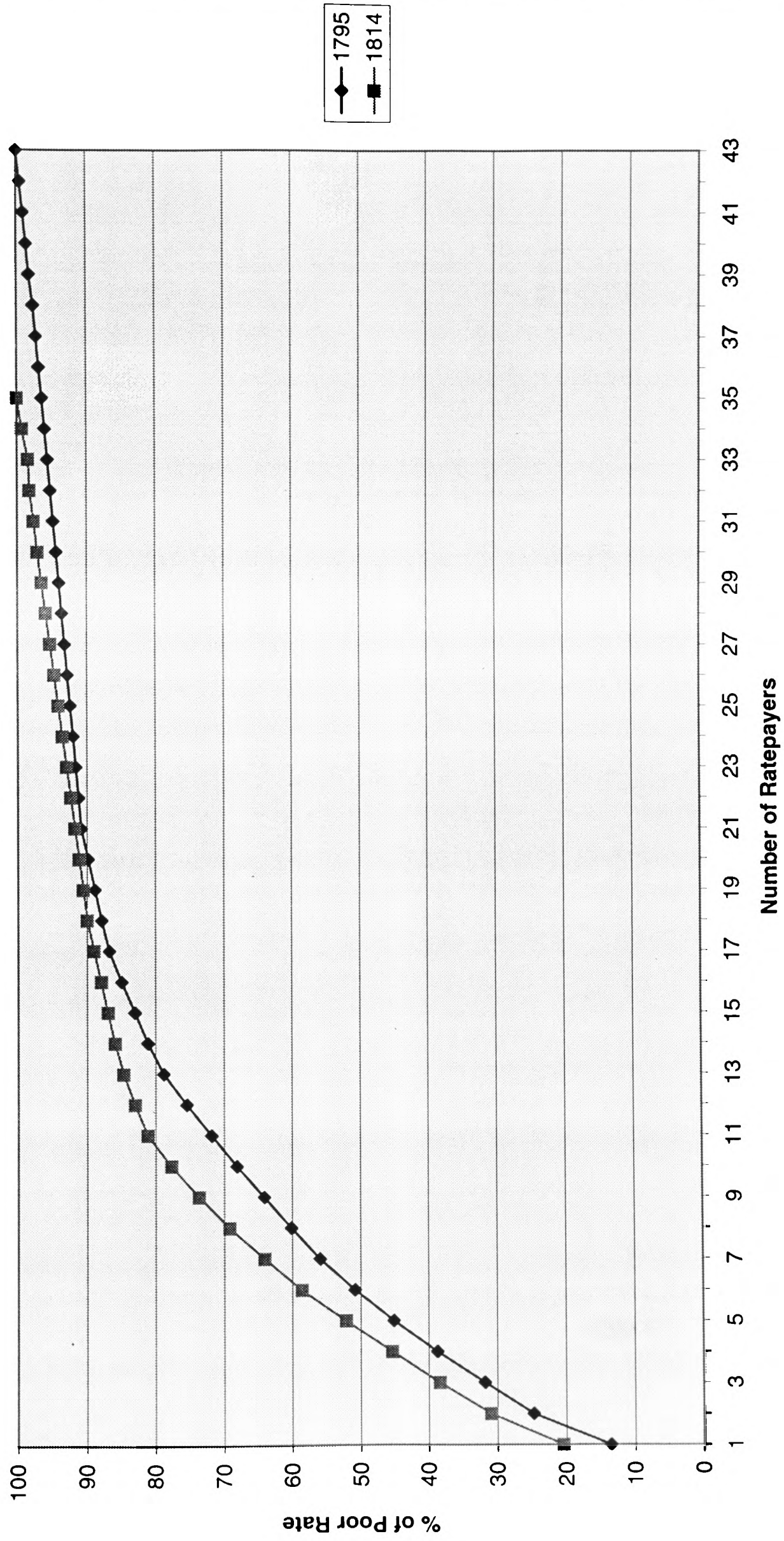


Fig. 5.5 (b) Distribution of poor rate at Pyrton, 1772, 1795, 1815 and 1830

Sources: OA.Par.Pyrton,c.3

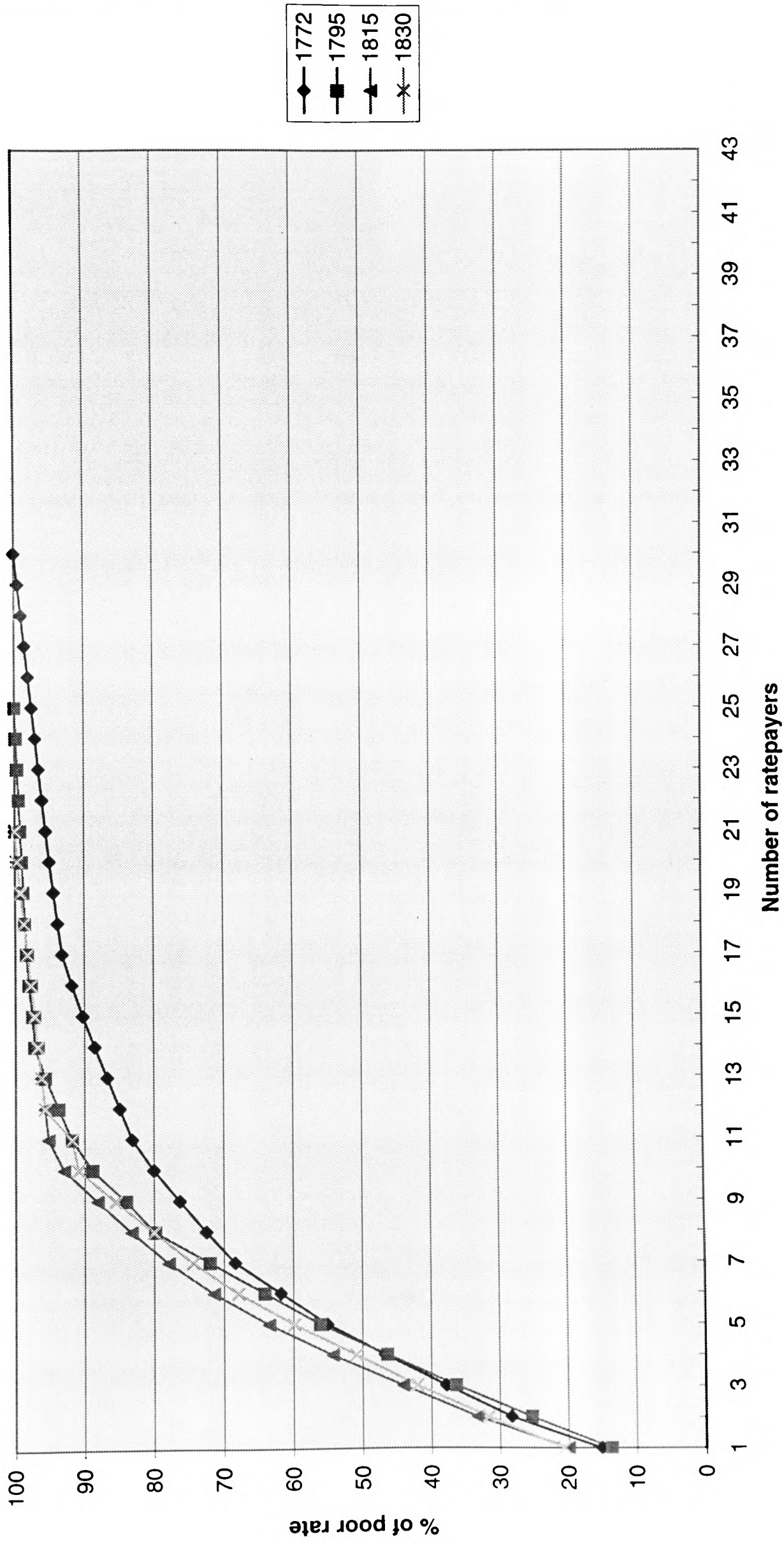


Fig. 5.5. (c) Distribution of poor rate at Spelsbury, 1738 and 1795

Sources: OA.Dil.I/i/33e; OA.Dil.II/d/1a

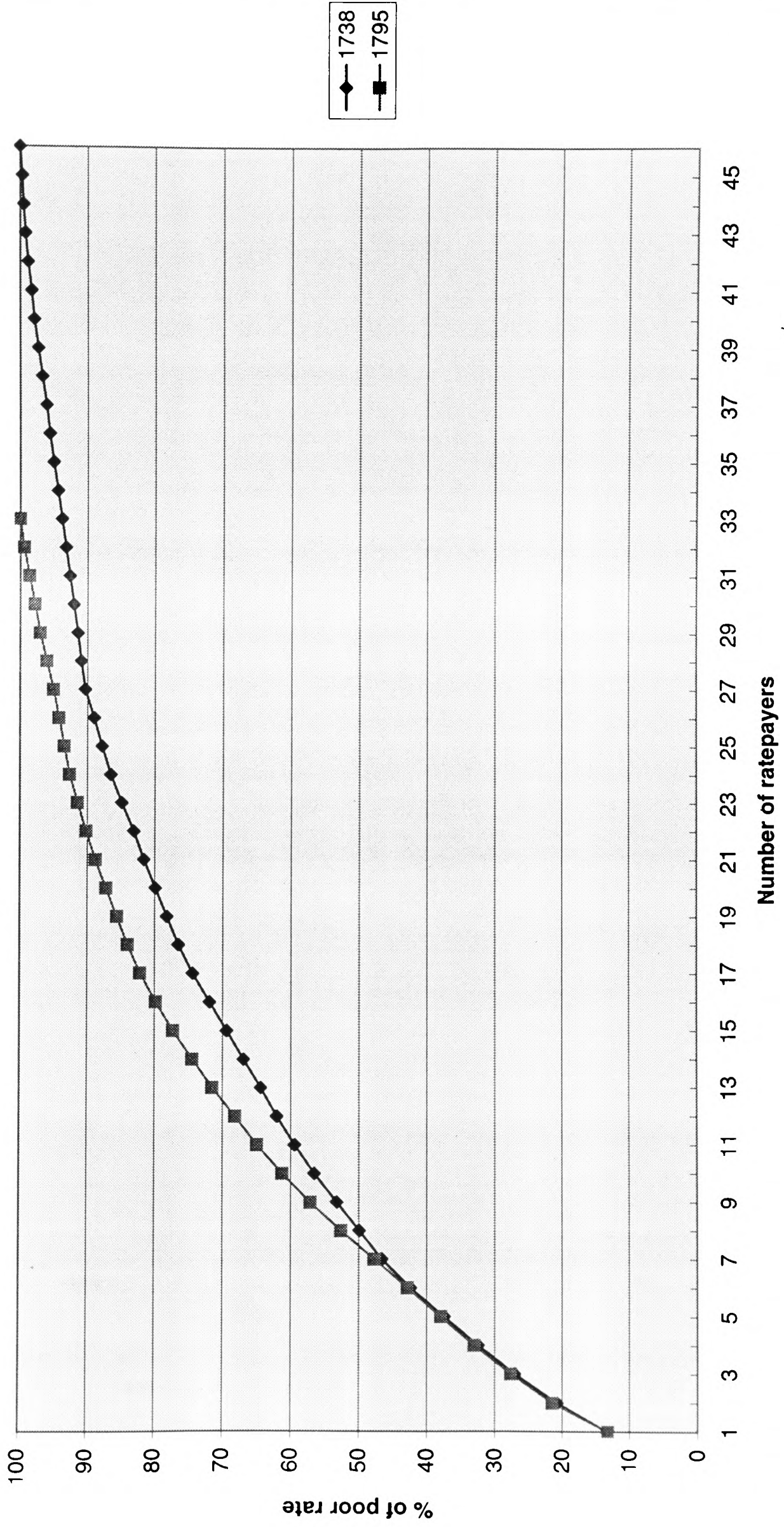
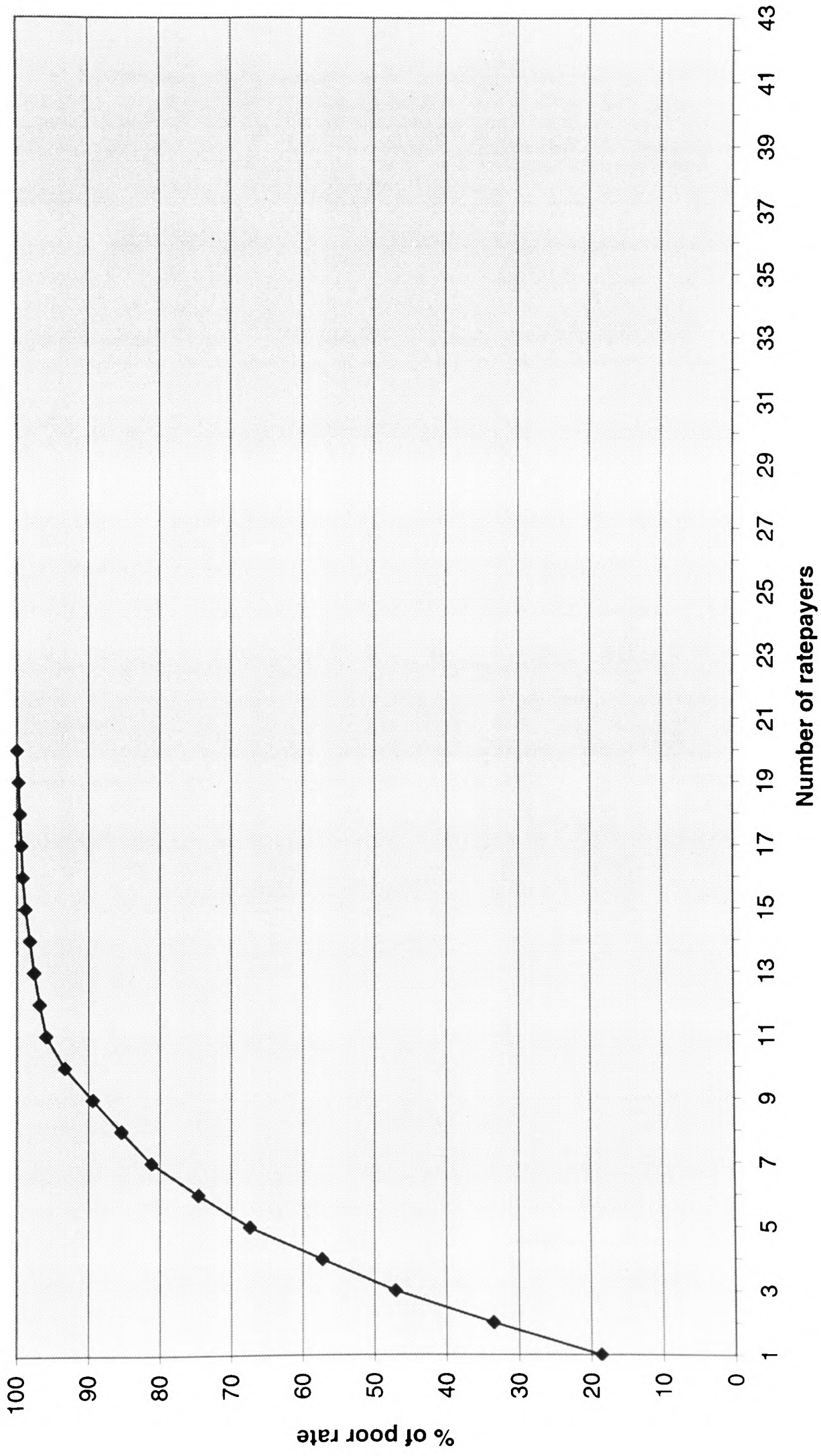


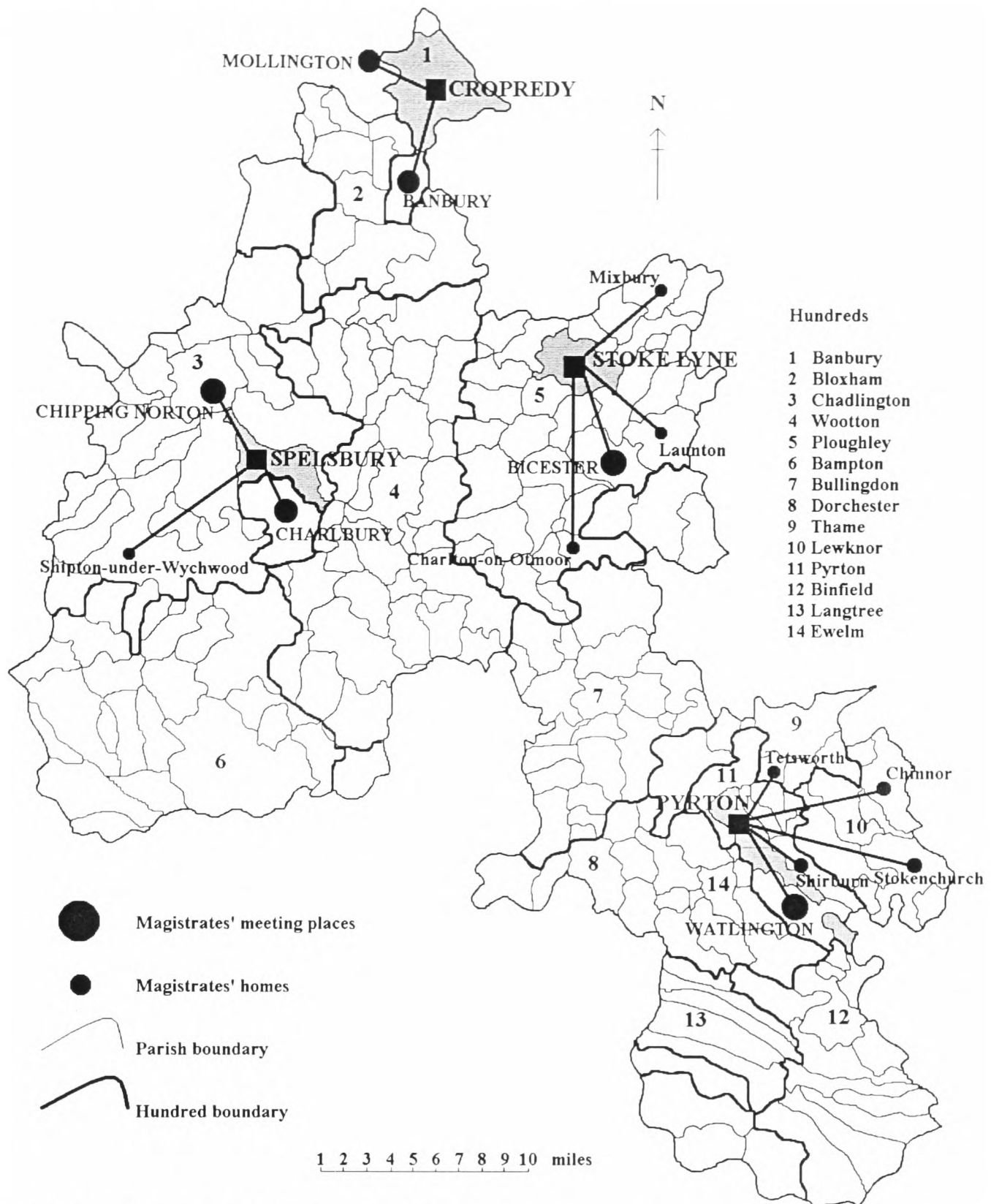
Fig. 5.5. (d) Distribution of poor rate at Stoke Lyne, 1827

Source: OA.Misc.Cor.I/1



—◆— 1827

Fig. 5.6. Magistrates' meeting places and place of residence



Sources: OA.Par.Cropledy,b.9,b.10,b.11,b.12,b.13,b.14; OA.Par.Pyrton,c.4,c.5,c.7,c.8,c.9. OA.Par.Spelsbury,b.5,b.6,b.7,f.1,f.2,f.3,f.4,f.5; OA.Par.Stoke Lyne,Misc.Dew.I1,Misc.Dew.II2,Misc.Dew.II3,Misc.Cor.I1,Misc.Cor.I2,Misc.Cor.I3,Misc.Cor.I4

Fig. 5.7. (a) Pensions and occasional poor relief expenditure at Cropredy, 1793-4 to 1834-5

Sources: OA. Par. Cropredy, b.9, b.10, b.11, b.12, b.13, b.14

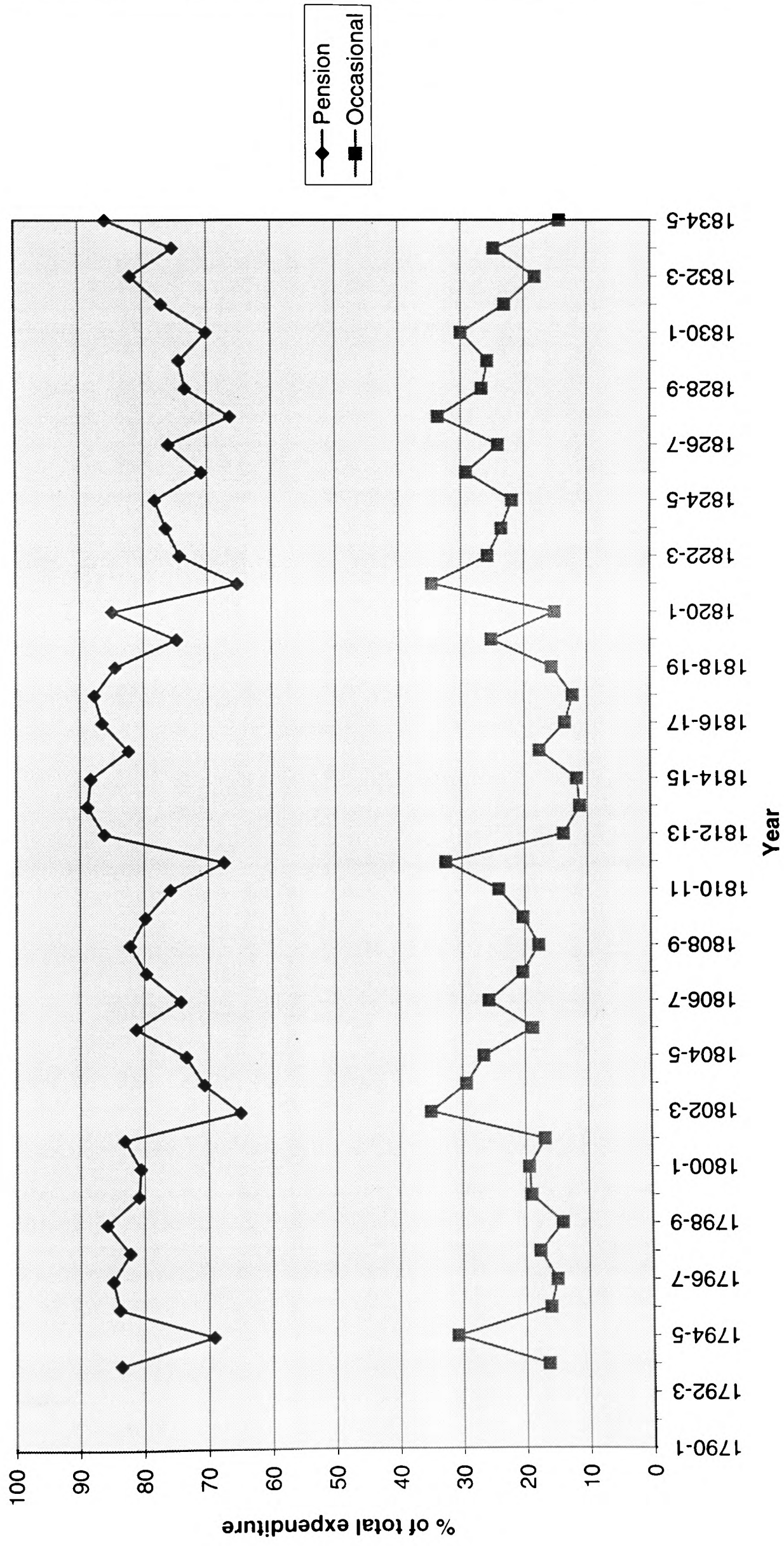


Fig. 5.7. (b) Pensions and occasional poor relief expenditure at Pyrton, 1791-2 to 1834-5

Sources: OA.Par.Pyrton,c.4,c.5,c.7,c.8,c.9

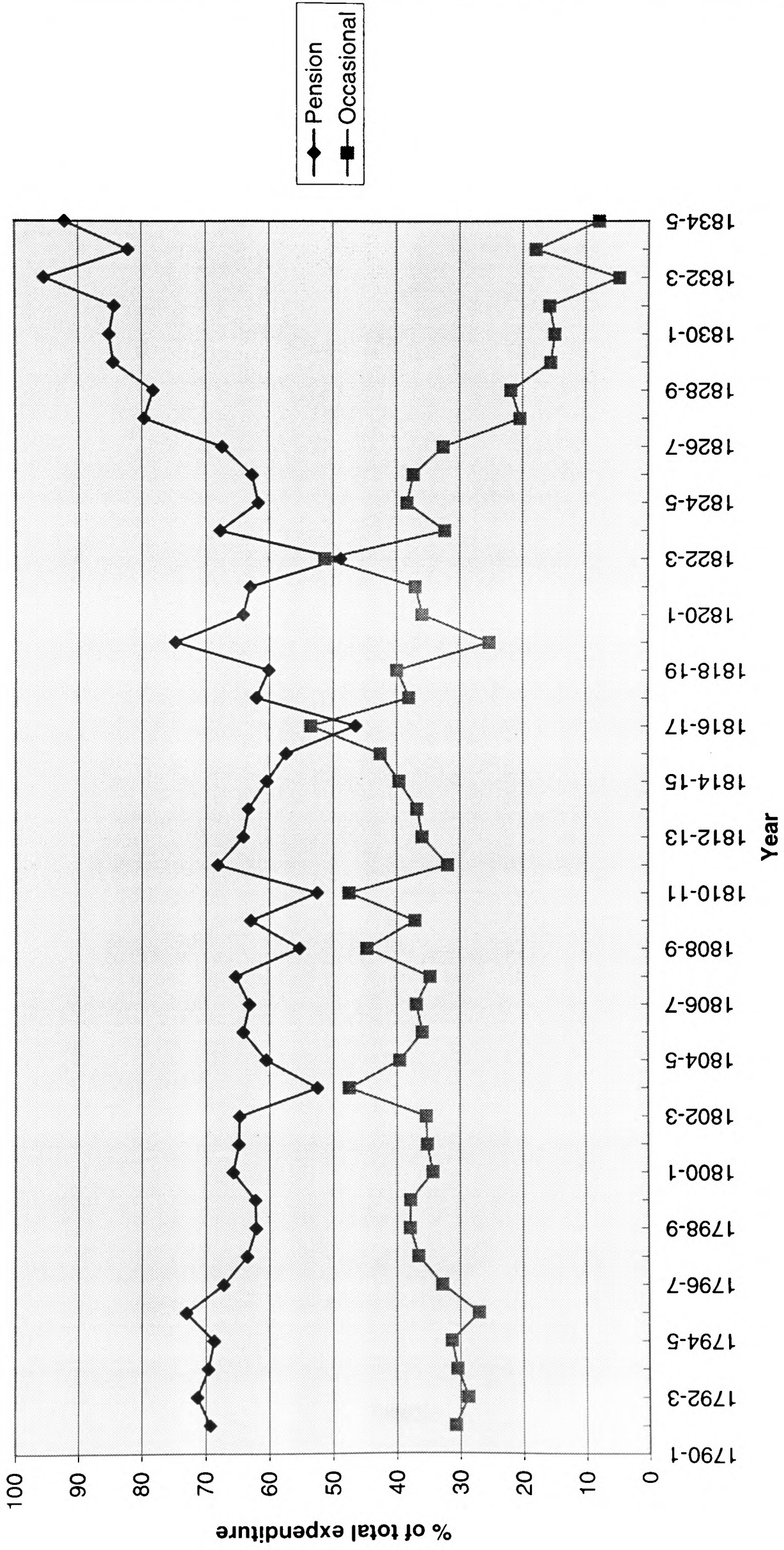


Fig. 5.7. (c) Pensions and occasional poor relief expenditure at Spelsbury, 1800-1 to 1834-5

Sources: OA.Par.Spelsbury.b.6.b.7.f.1,f.2,f.3,f.4,f.5

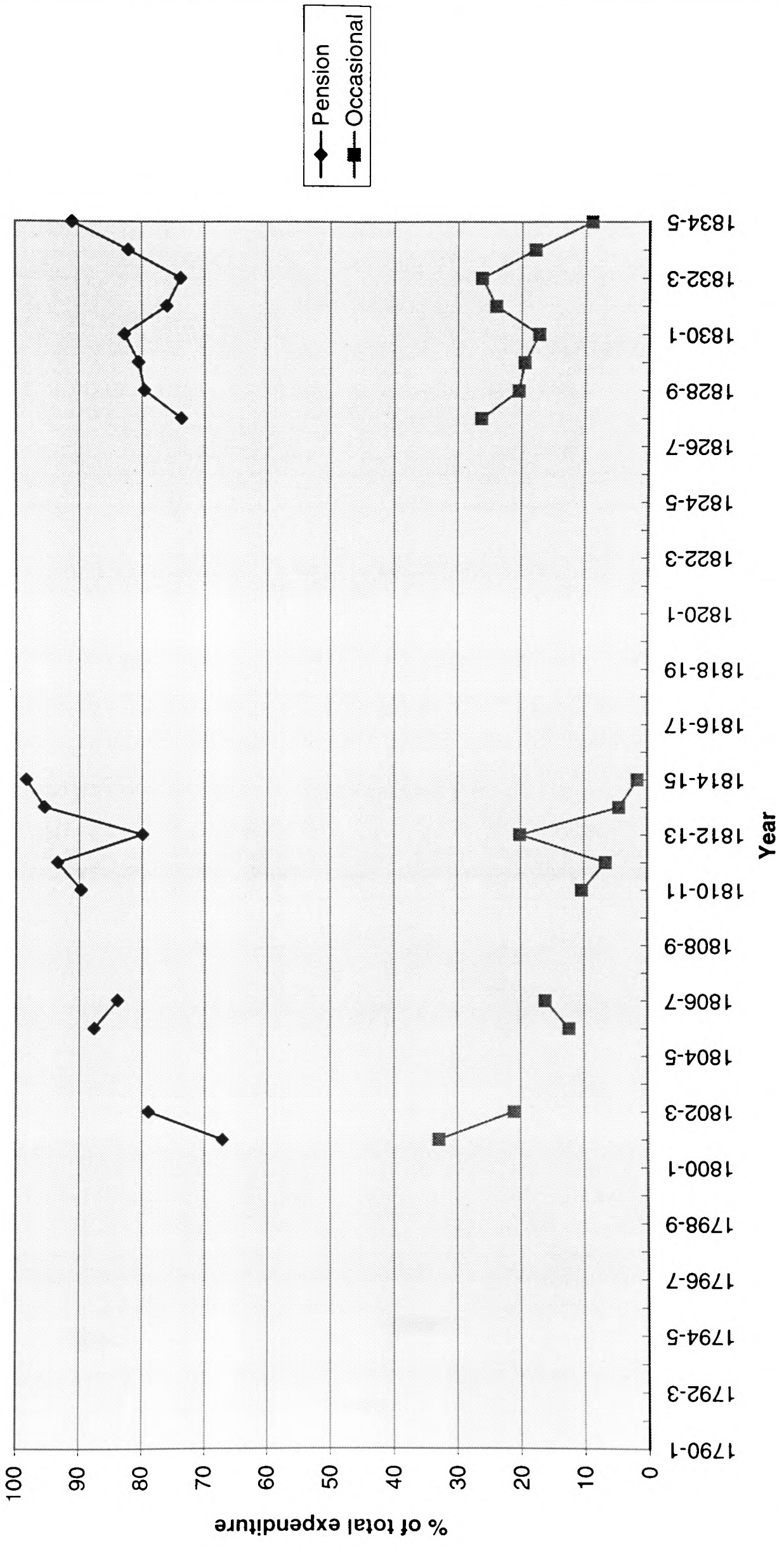


Fig. 5.7. (d) Pensions and occasional poor relief expenditure at Stoke Lyne, 1790-1 to 1834-5

Sources: OA.Par.Misc.Dewll/3, Misc.Cor.l/1, Misc.Cor.l/2, Misc.Cor.l/3, Misc.Cor.l/4

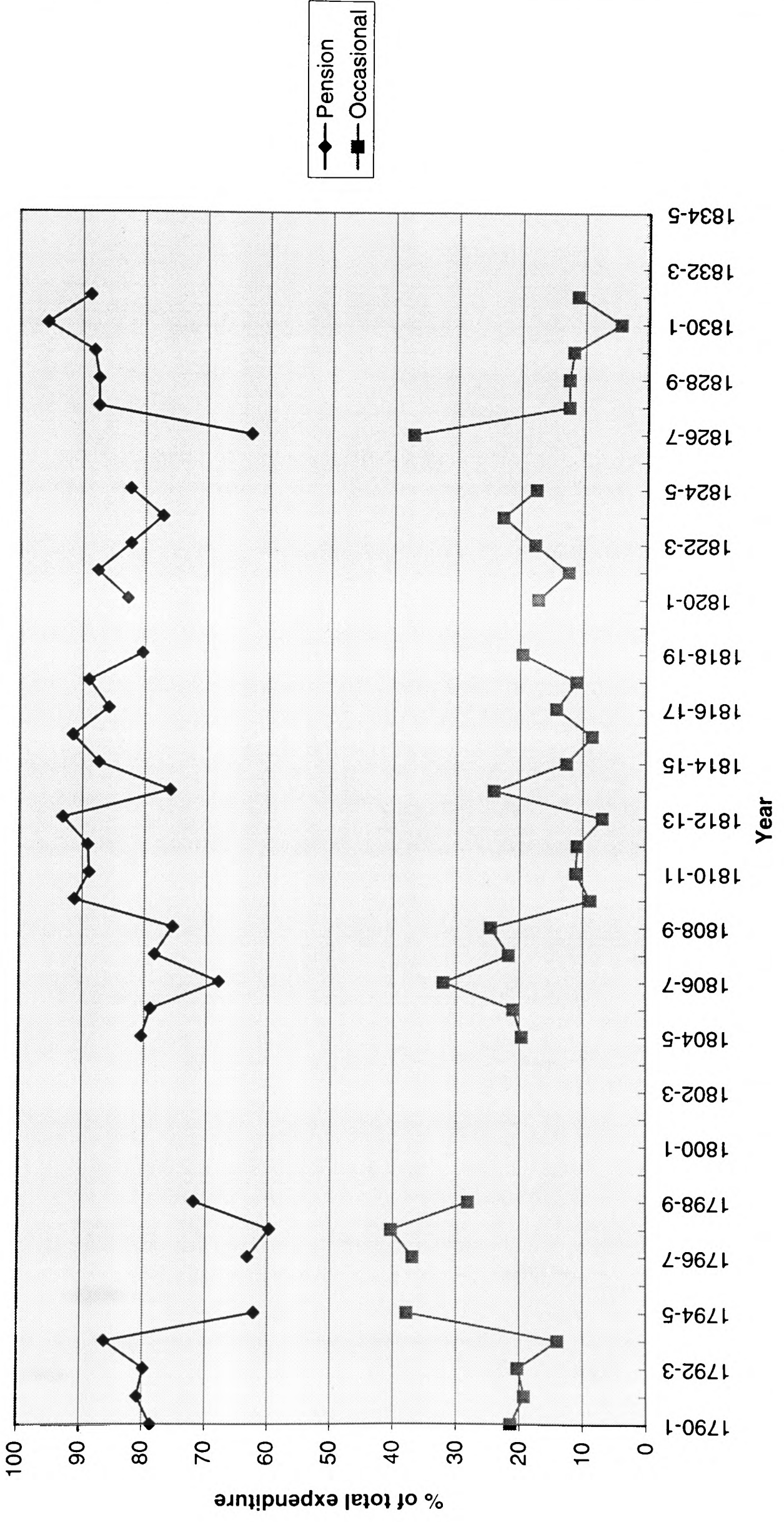


Fig. 6.1. Annual poor relief expenditure at Spelsbury and Stoke Lyne, 1733-4 to 1789-90

Sources: OA.Par.Spelsbury,b.5; OA.Misc.Dew.II/1,Misc.Dew.II/2

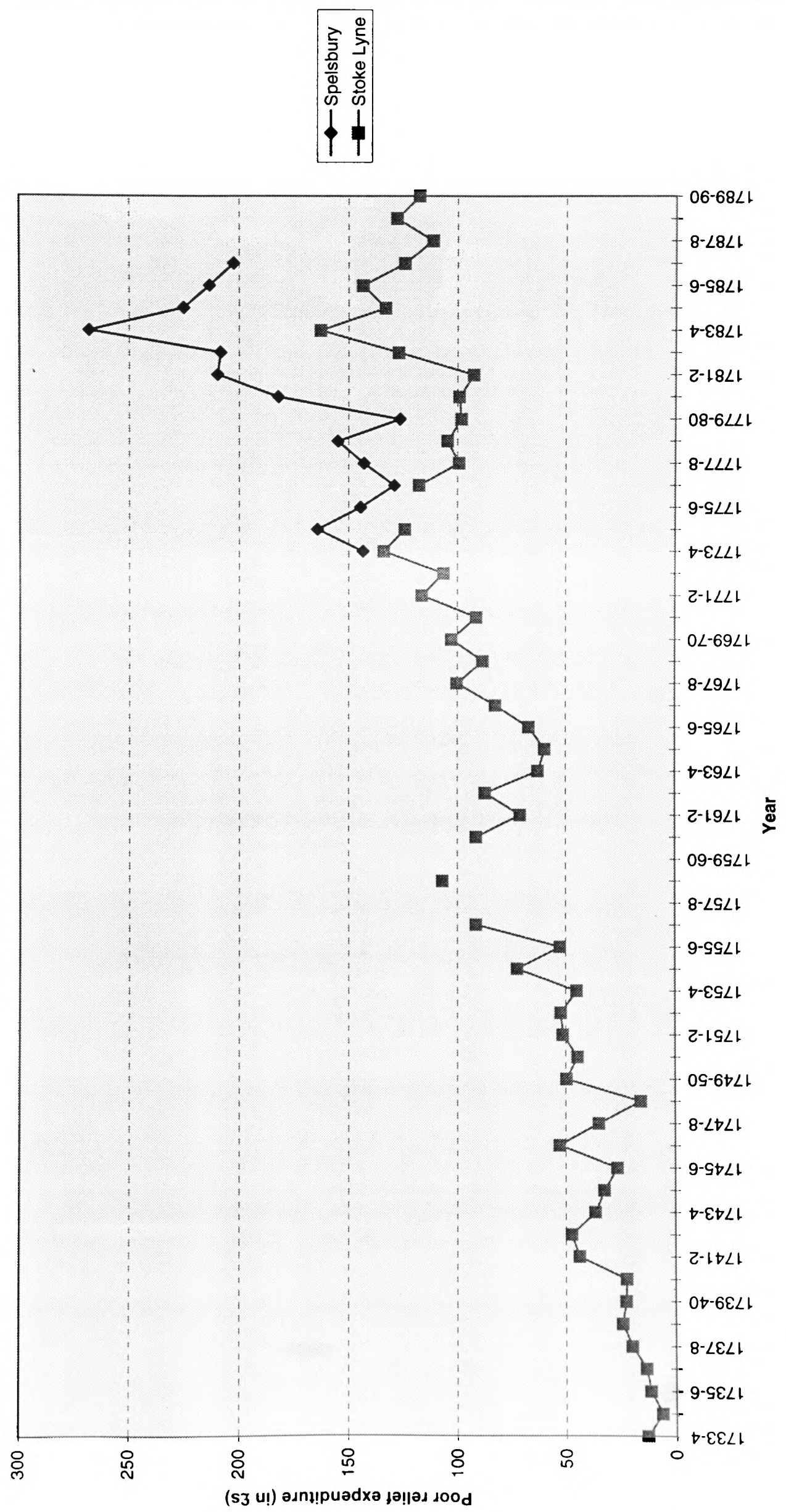


Fig. 6.2. Monthly bread price at Oxford, 1793-4 to 1797-8

Source: JOJ

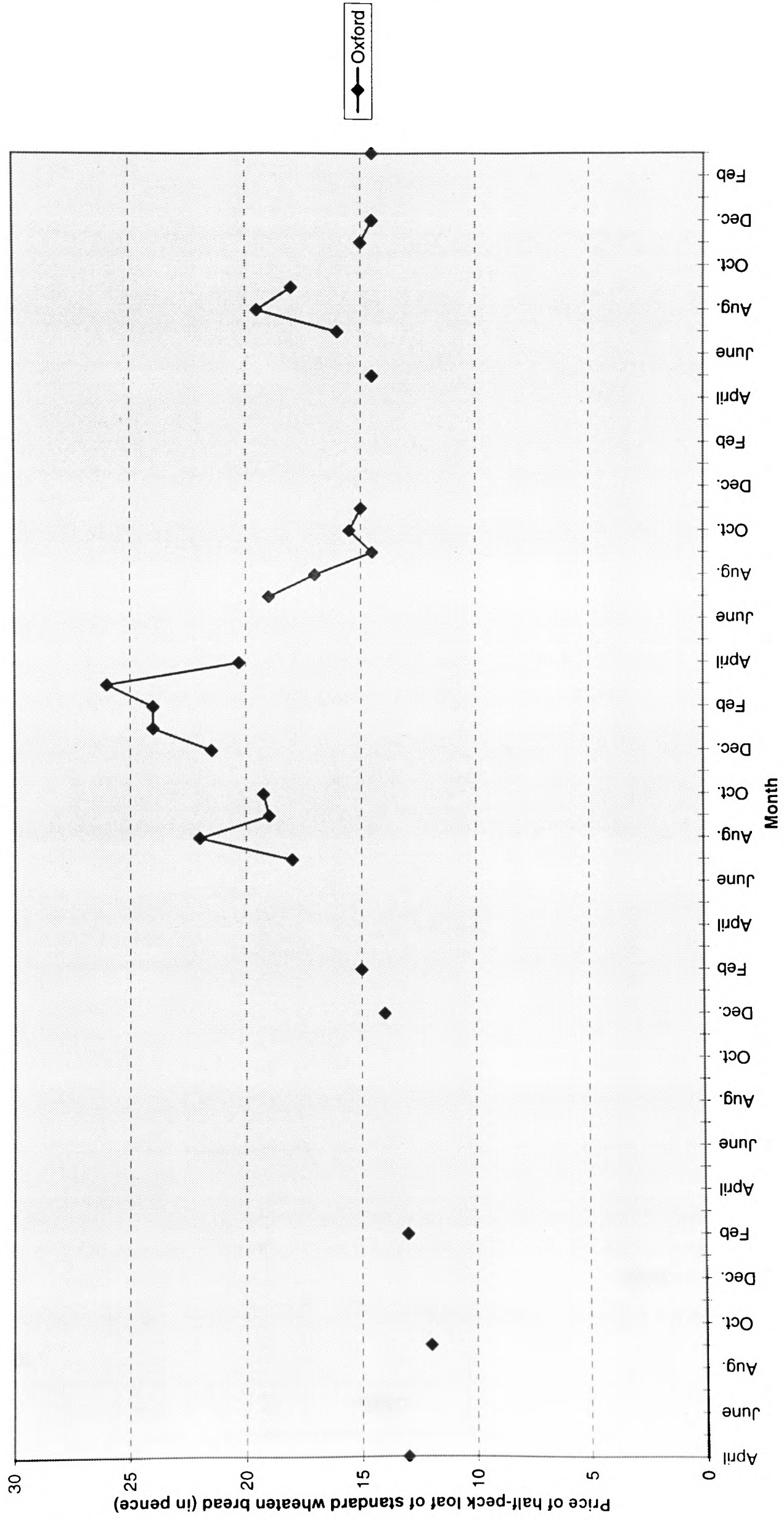


Fig. 6.3. Average number of weekly family allowance payments, 1793-4 to 1797-8

Sources: See Fig. 6.5. (a)

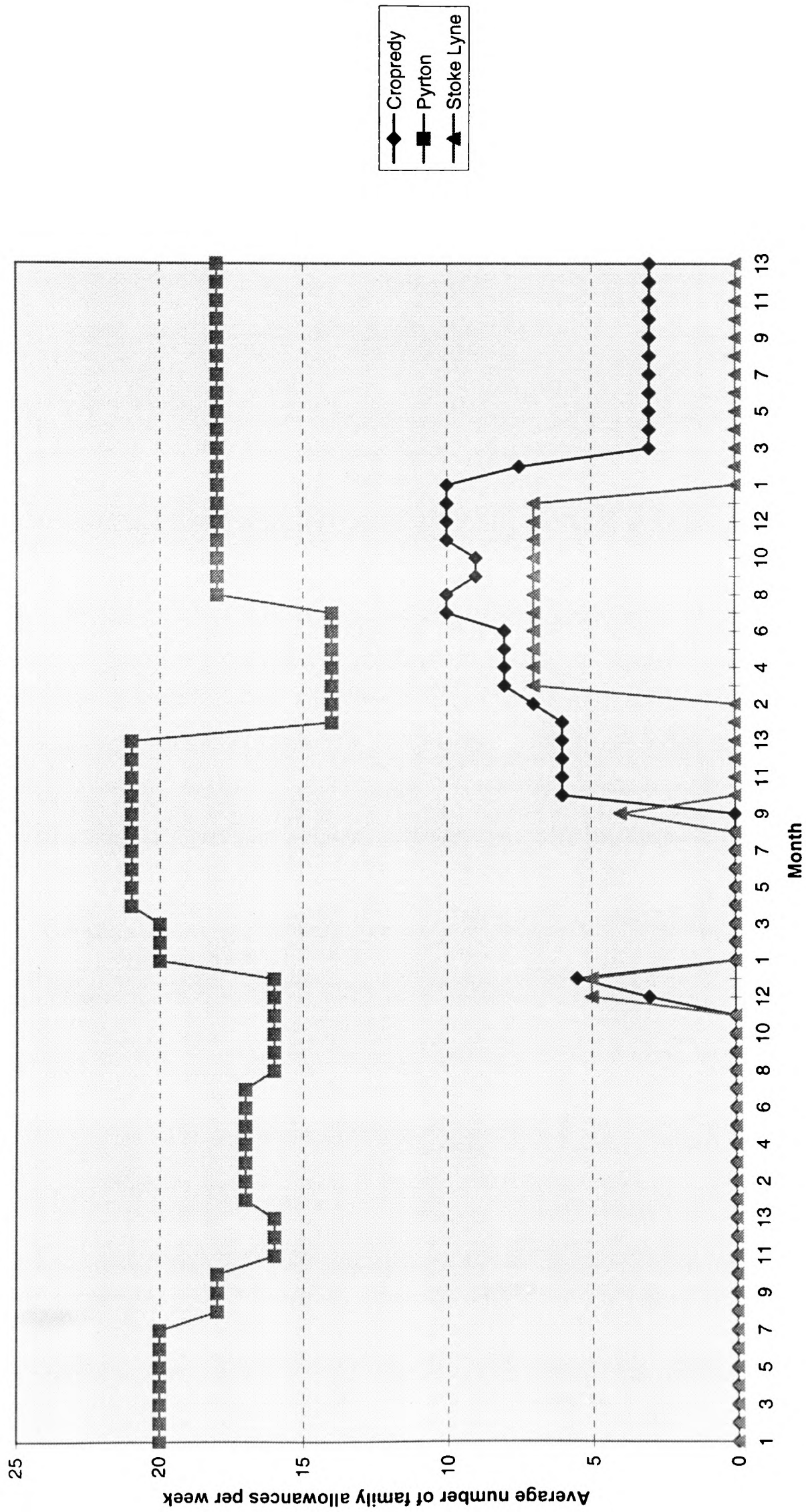


Fig. 6.4. (a) Monthly payments to able-bodied poor at Cropredy, 1793-4 to 1797-8

Source: OA, Par. Cropredy, b.9

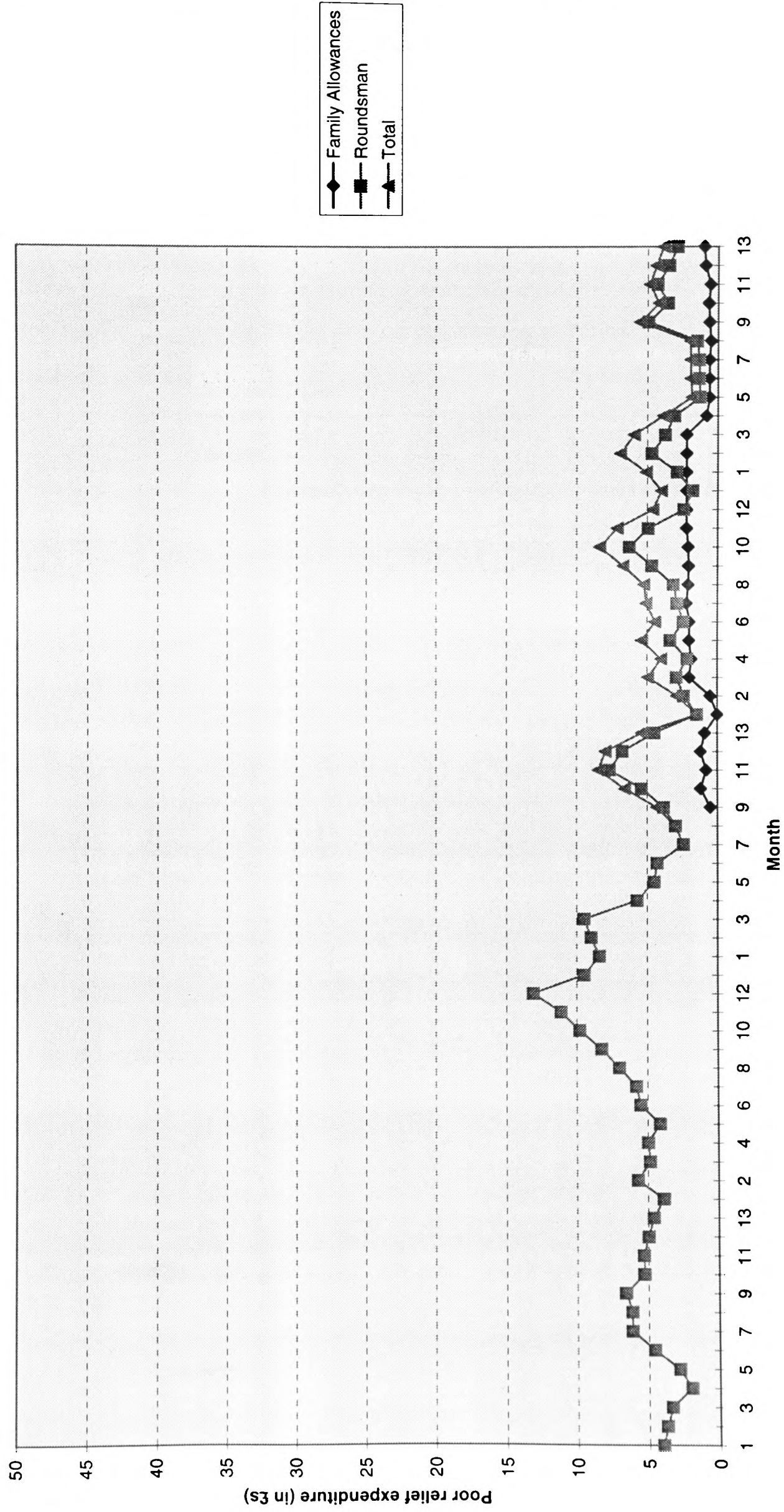


Fig. 6.4. (b) Monthly payments to able-bodied poor at Pyrton, 1793-4 to 1797-8

Source: OA.Par.Pyrton,c.4

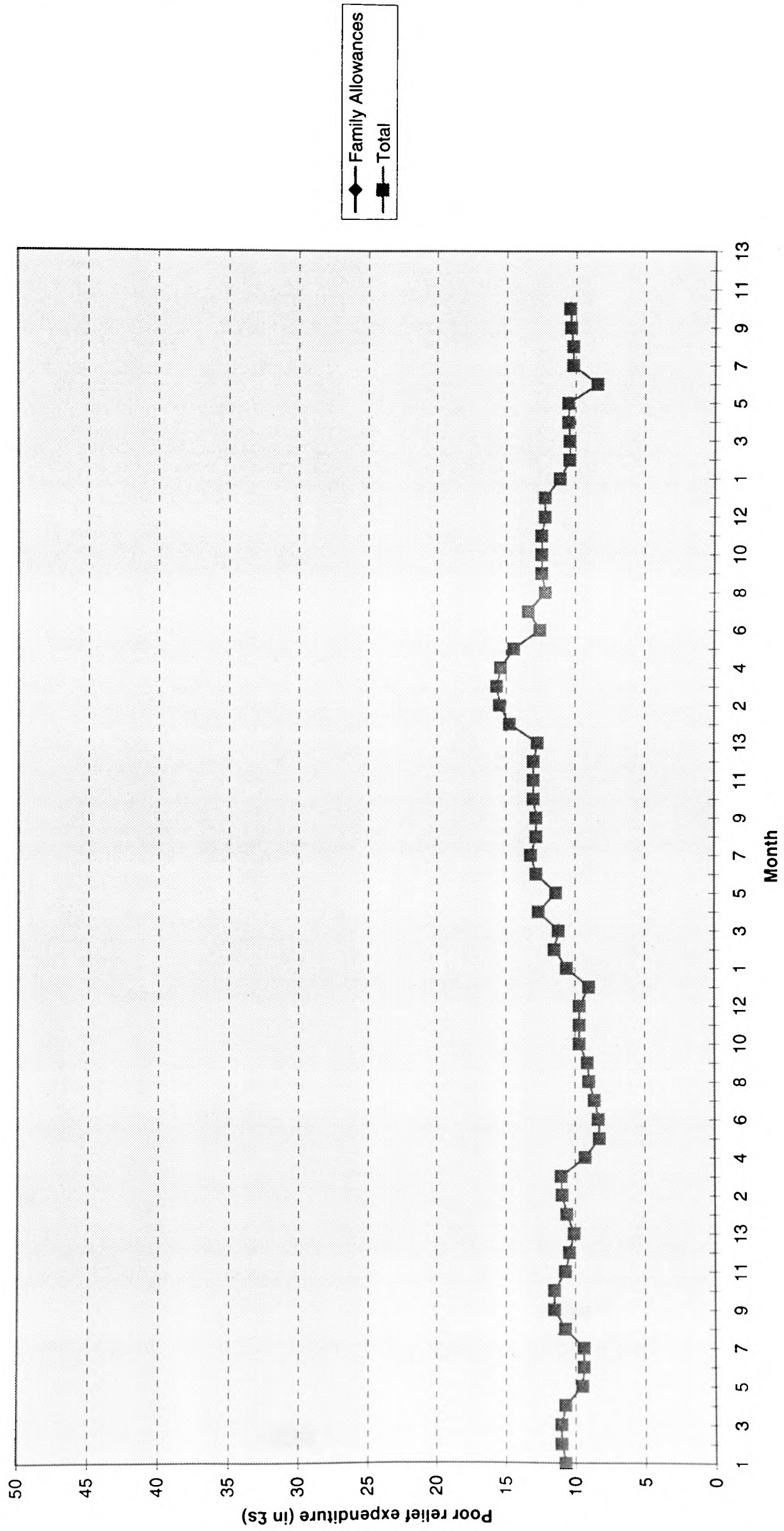


Fig. 6.4. (c) Monthly payments to able-bodied poor at Stoke Lyne, 1793-4 to 1797-8

Source: OA.Misc.Dew.II/3

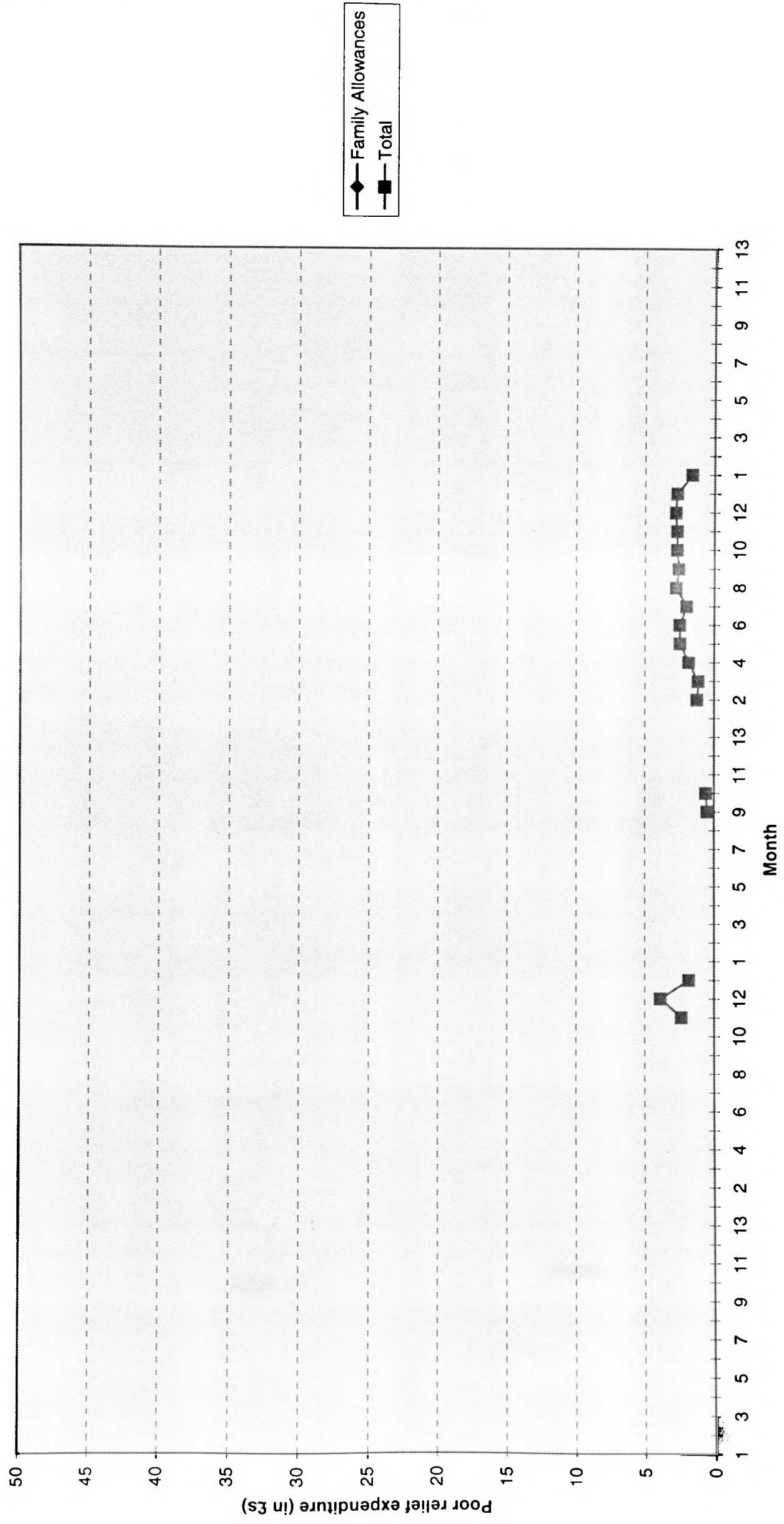


Fig. 6.5. (a) Allowance scales for two children, 1793-4 to 1797-8

Source: OA.Par.Pyrton,c.4

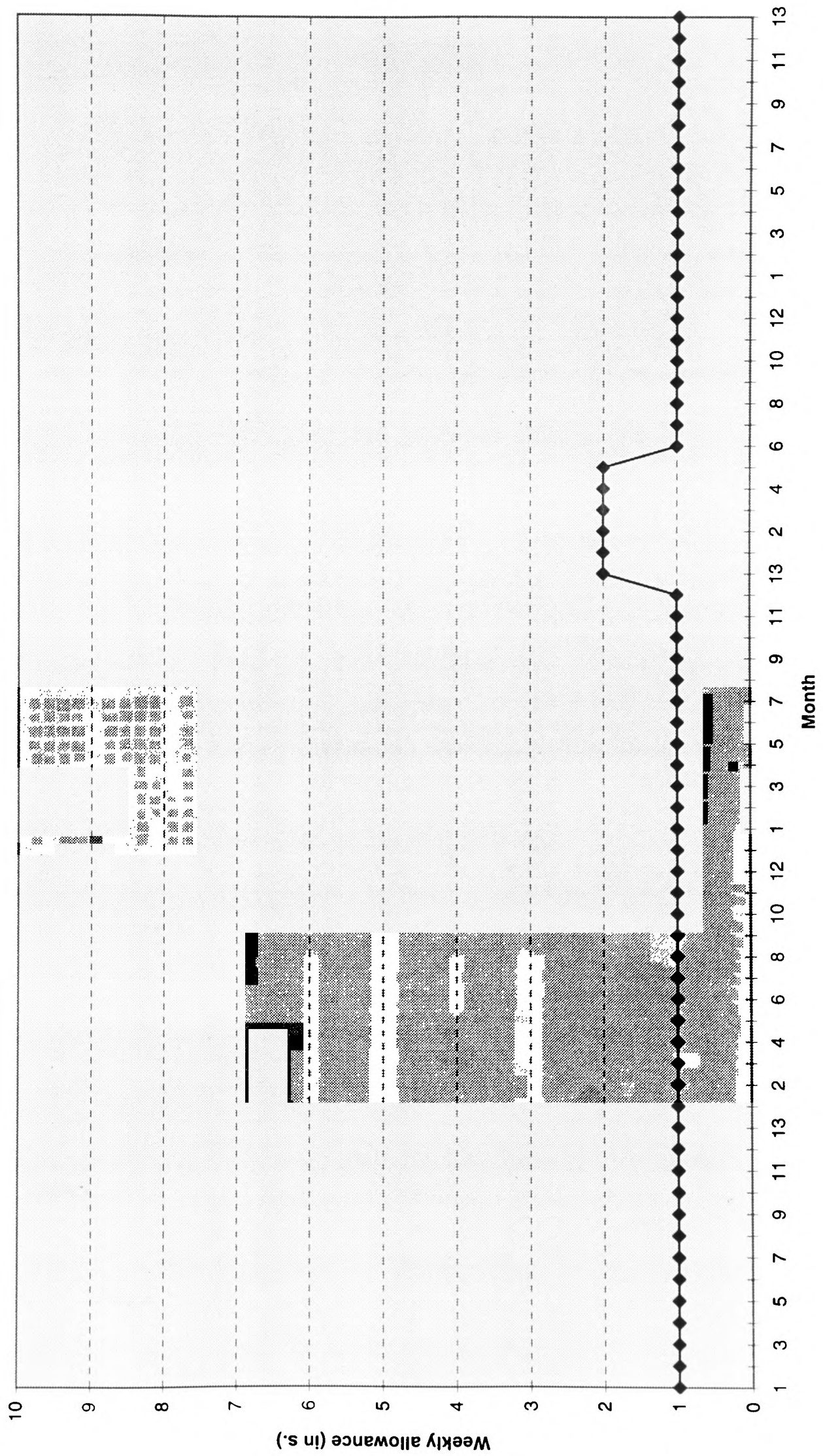


Fig. 6.5. (b) Allowance scales for three children, 1792-3 to 1797-8

Sources: OA.Pyrton,c.4

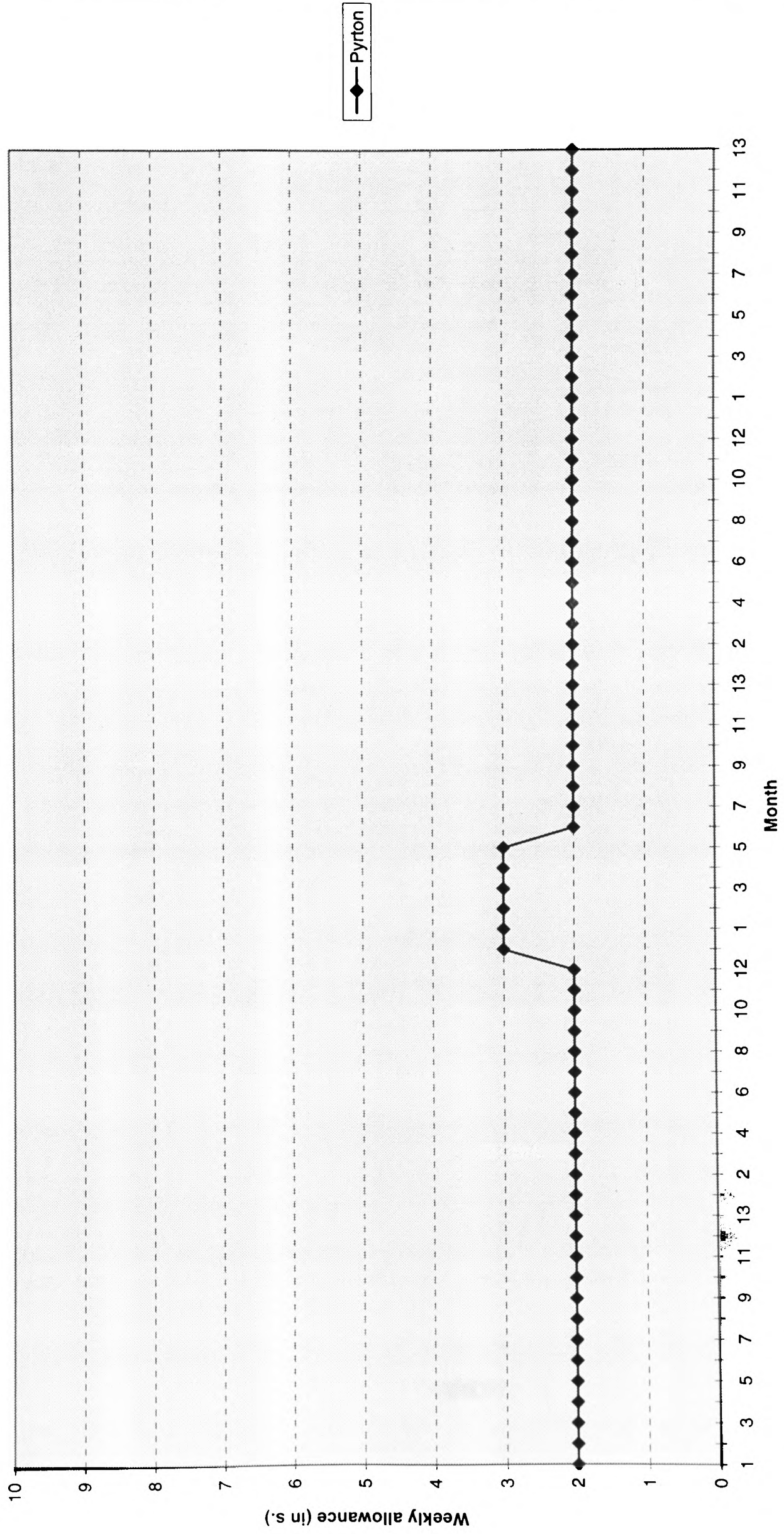


Fig. 6.5. (c) Allowance scales for four children, 1793-4 to 1797-8

Source: OA.Par.Pyrton,c.4

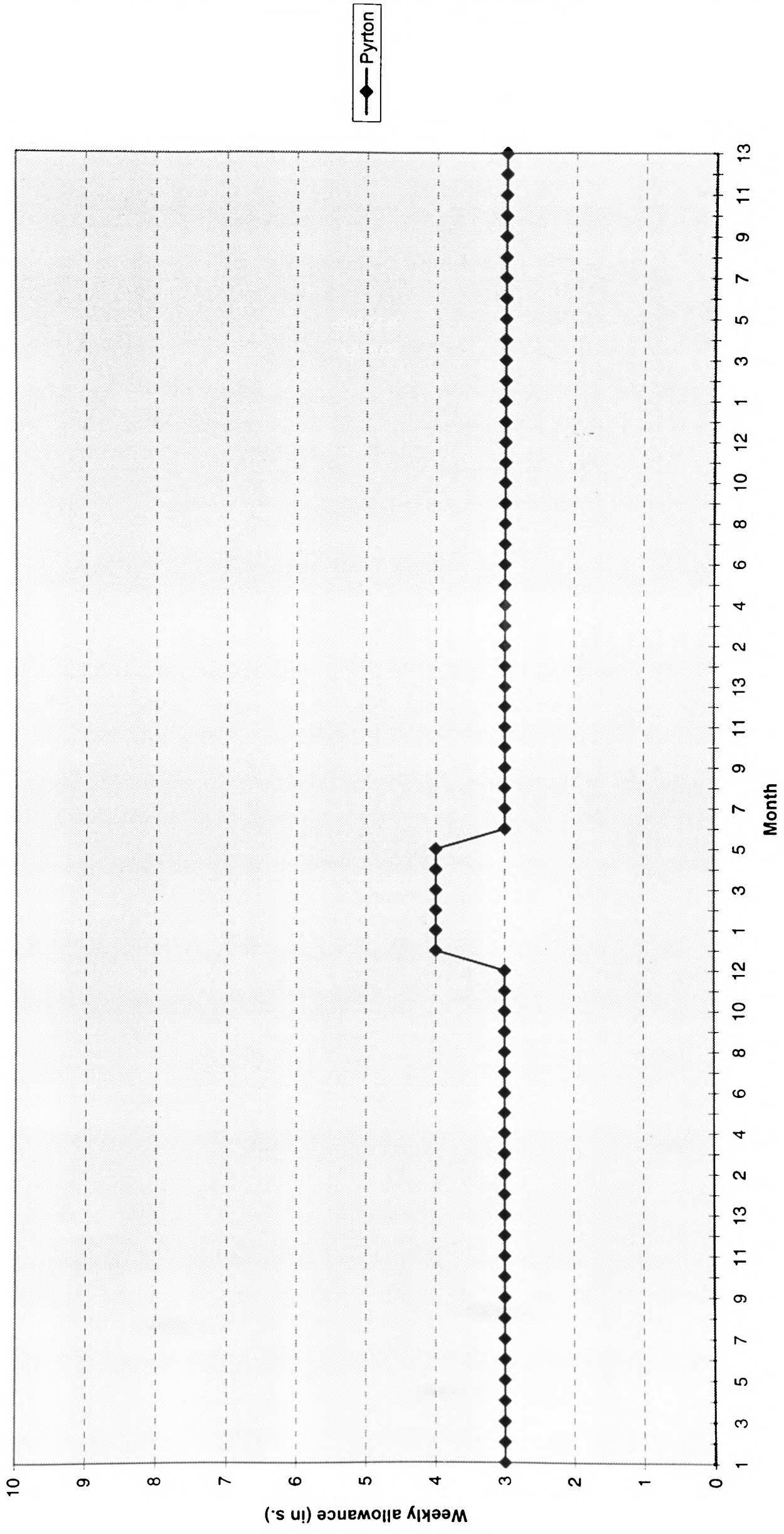


Fig. 6.5. (d) Allowance scales for five children, 1793-4 to 1797-8

Sources: Fig. 6.5. (a)

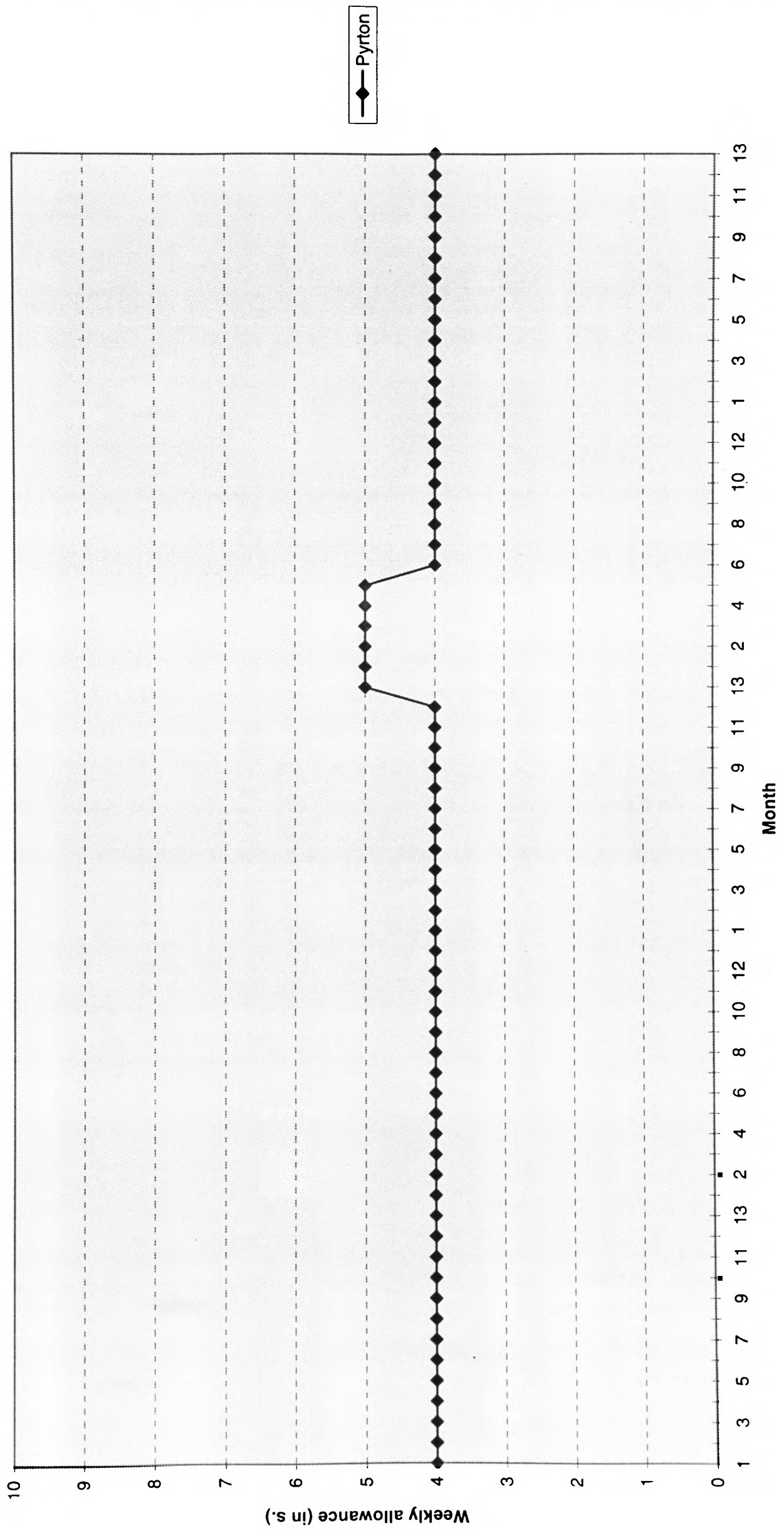


Fig. 6.6. Total number of roundsman payments each month, 1793-4 to 1797-8

Sources: See Fig. 6.4 (a)

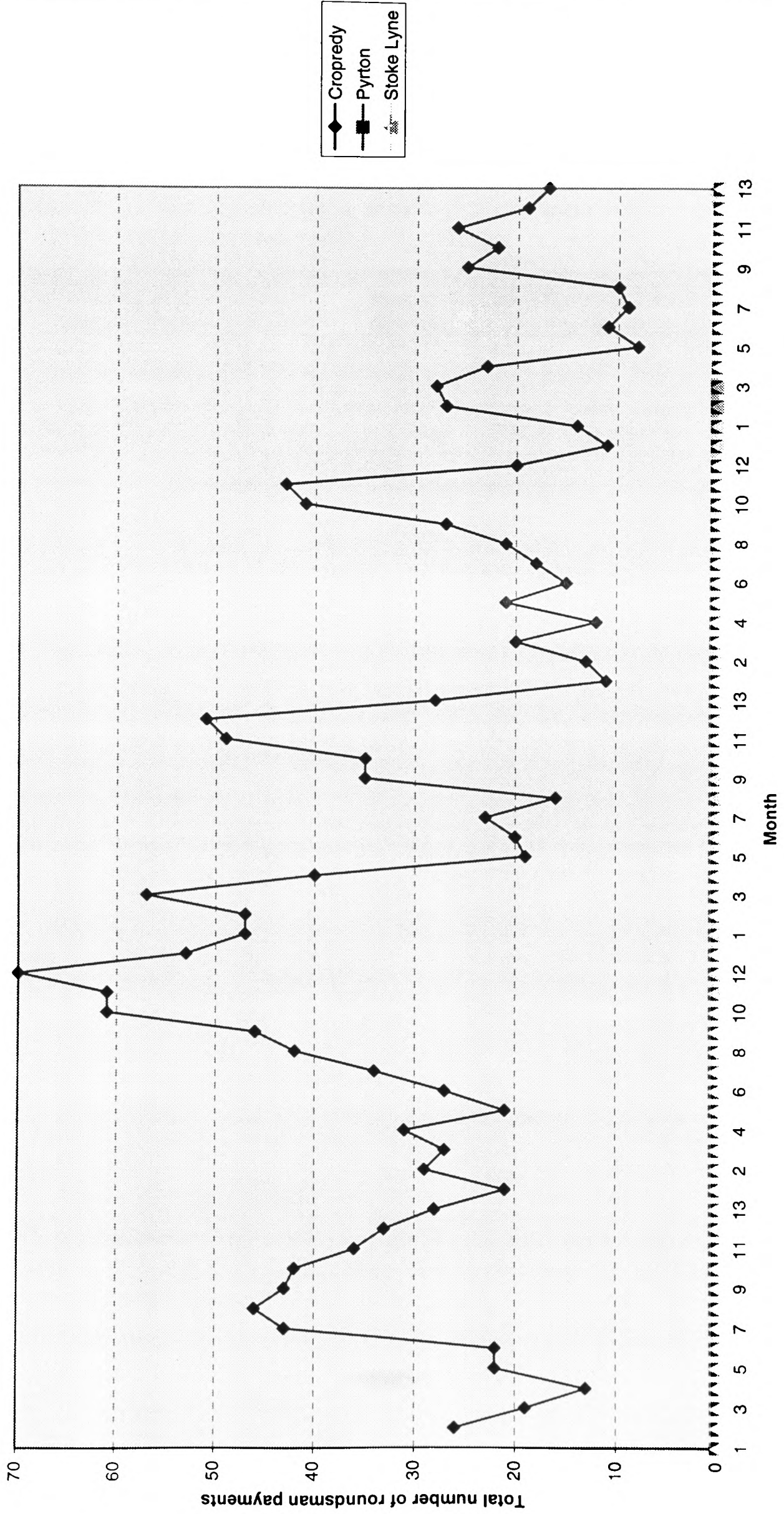


Fig. 6.7. (a) Monthly payments to non-able-bodied poor at Cropredy, 1793-4 to 1797-8

Source: OA.Par.Cropredy.b.9

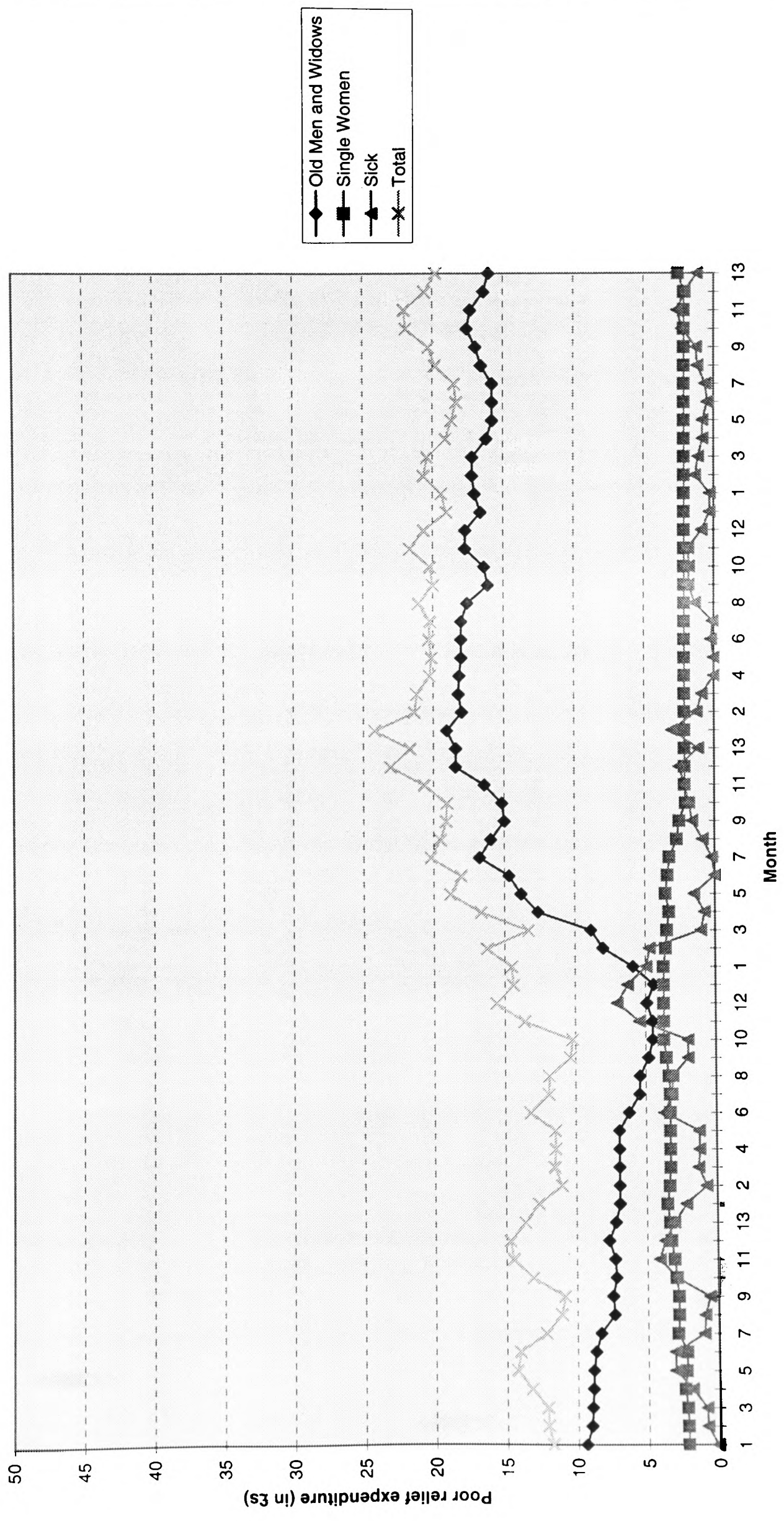


Fig. 6.7. (b) Monthly payments to non-able-bodied poor at Pyrton, 1793-4 to 1797-8

Source: OA.Par.Pyrton,c.4

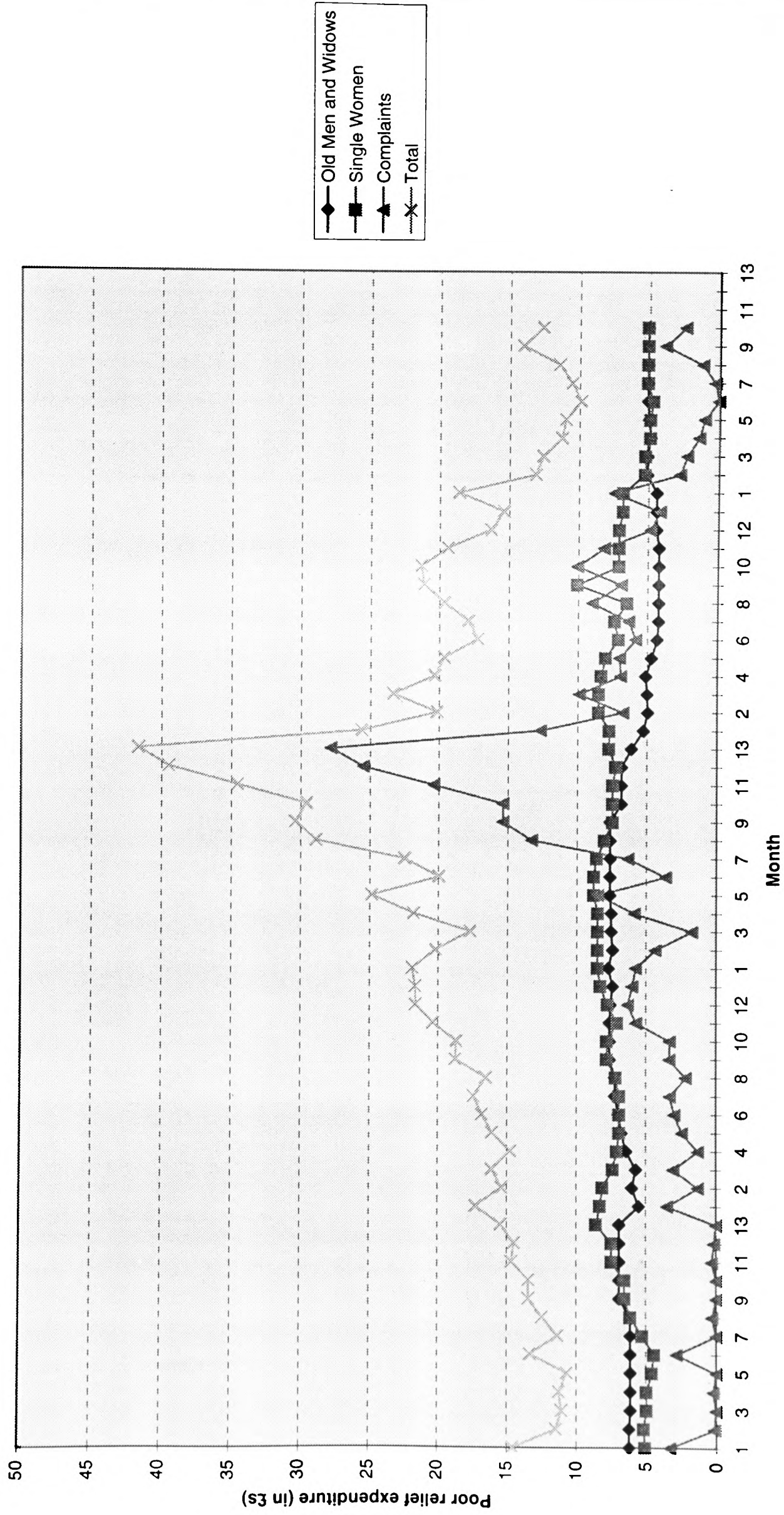


Fig. 6.7. (c) Monthly payments to non-able-bodied poor at Stoke Lyne, 1793-4 to 1797-8

Source: OA.Misc.Dew.II/3

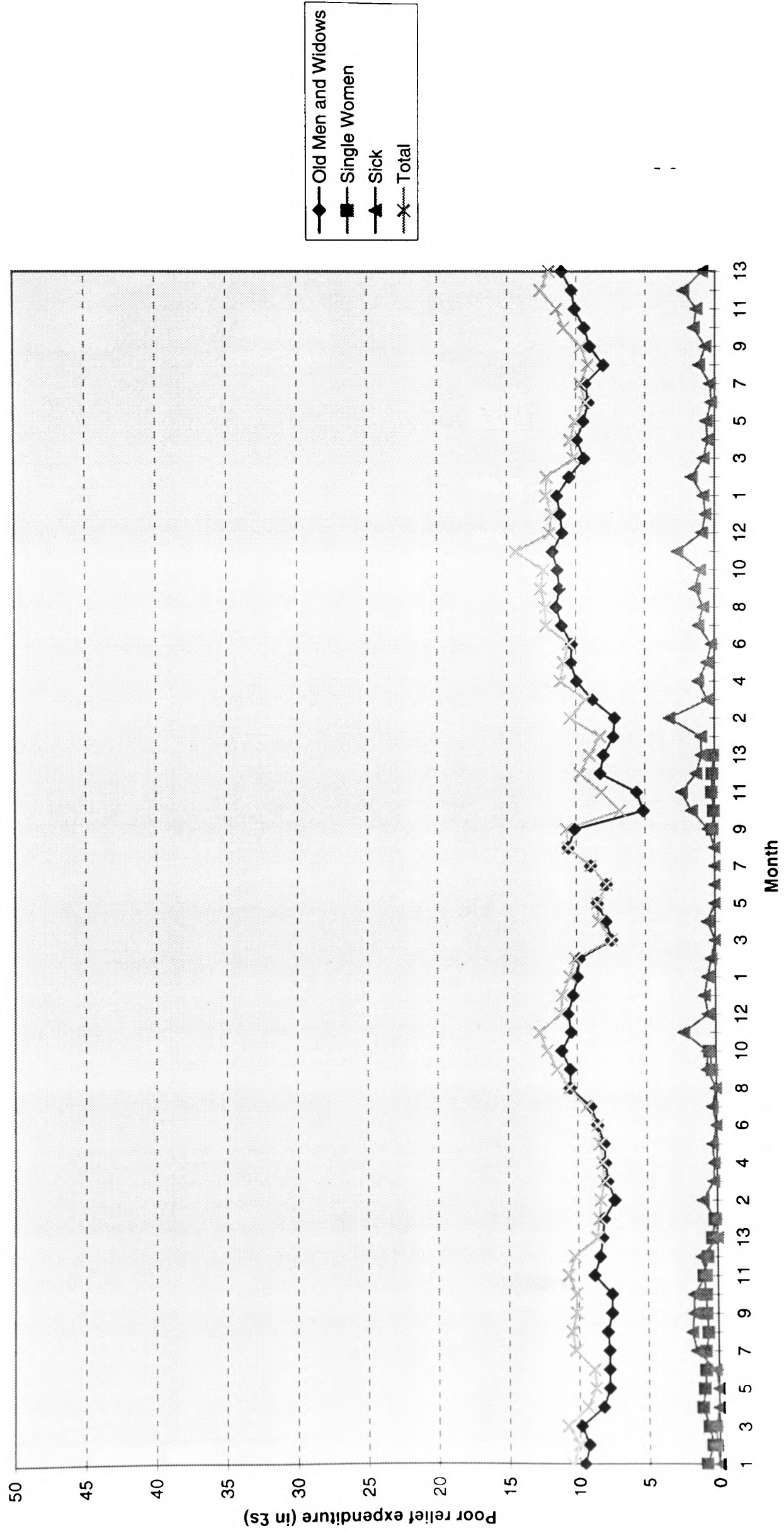


Fig. 6.8. Monthly bread prices in Oxfordshire, 1798-9 to 1802-3

Sources: JOJ; OA.Par.Claydon,b.5; OA.Woot.P.C.IV/iii/3

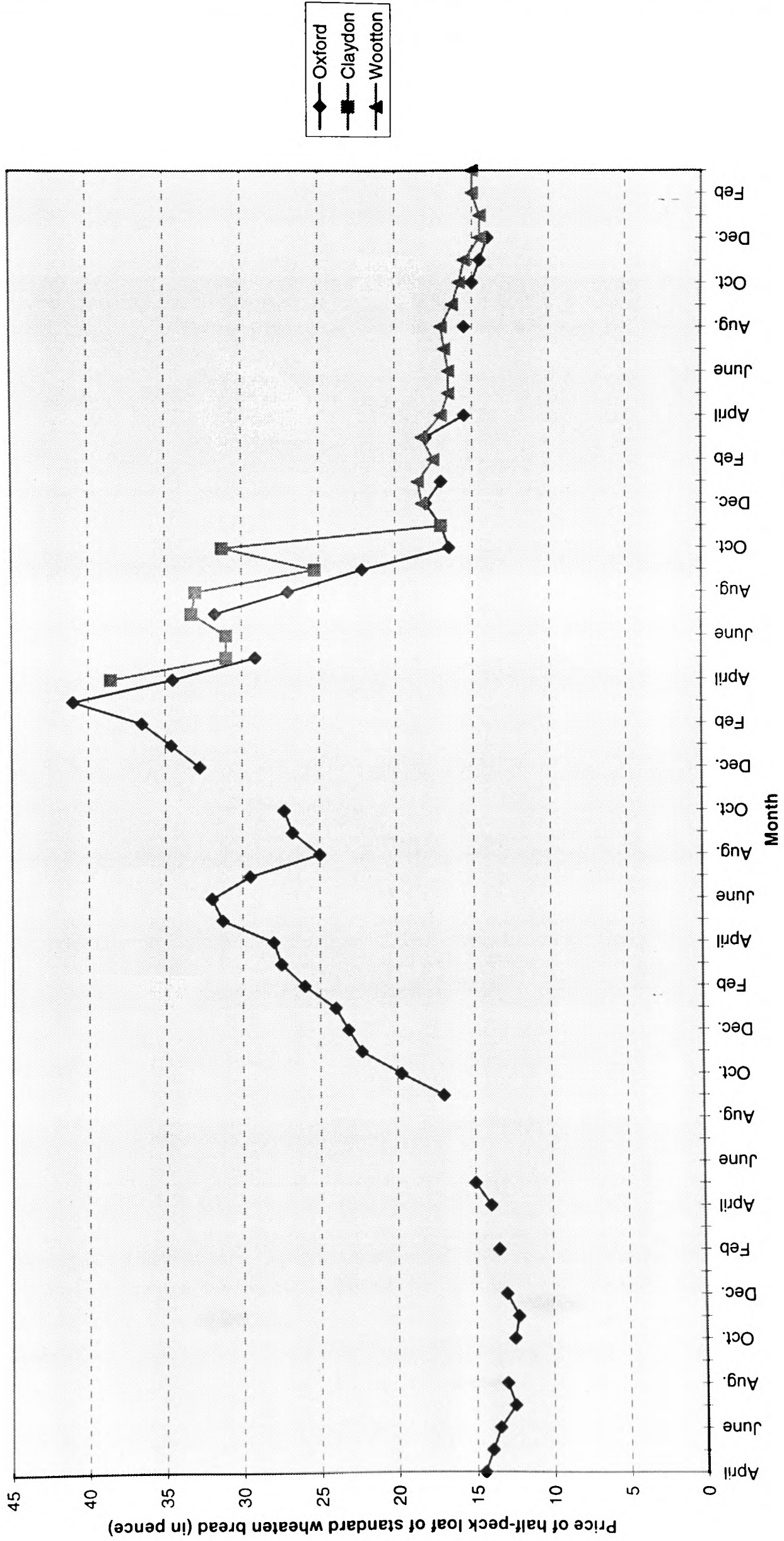


Fig. 6.9. (a) Monthly payments to non-able-bodied poor at Cropredy, 1798-9 to 1802-3

Sources: OA.Par.Cropredy,b.9,b.10

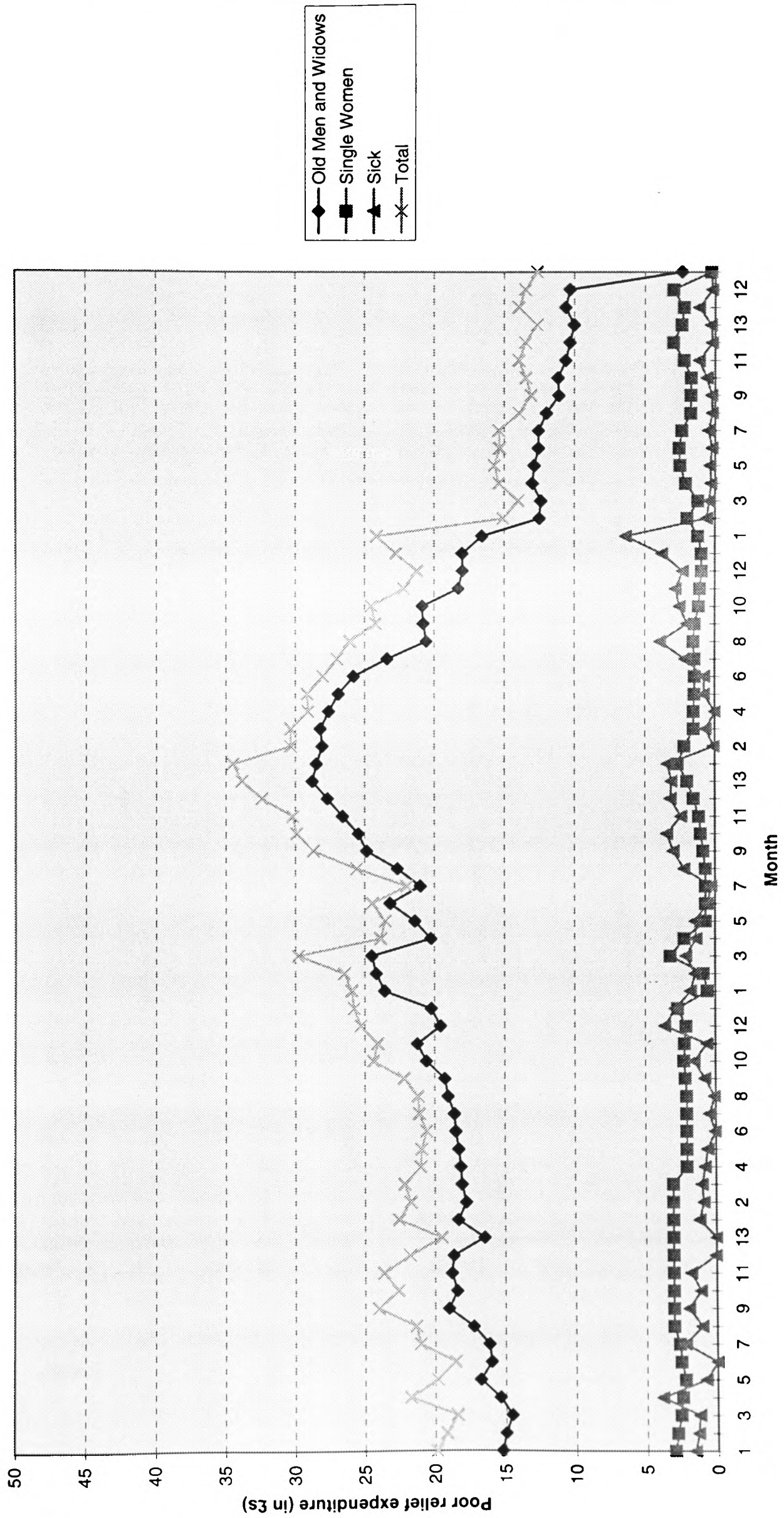


Fig. 6.9. (b) Monthly payments to non-able-bodied poor at Pyrton, 1798-9 to 1802-3

Source: OA.Par.Pyrton,C.4

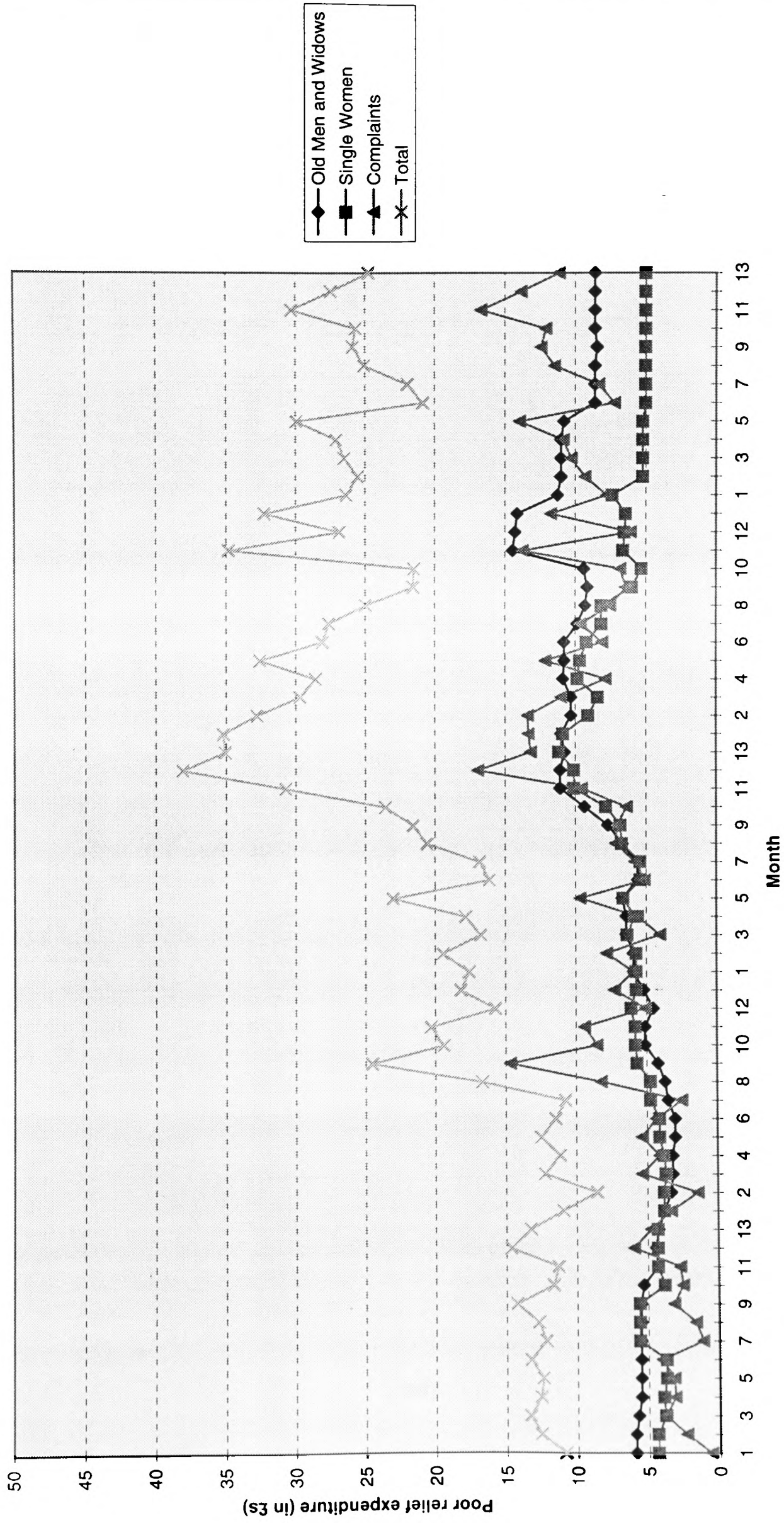


Fig. 6.9. (c) Monthly payments to non-able-bodied poor at Spelsbury, 1798-9 to 1802-3

Sources: See Fig. 6.10 (c)

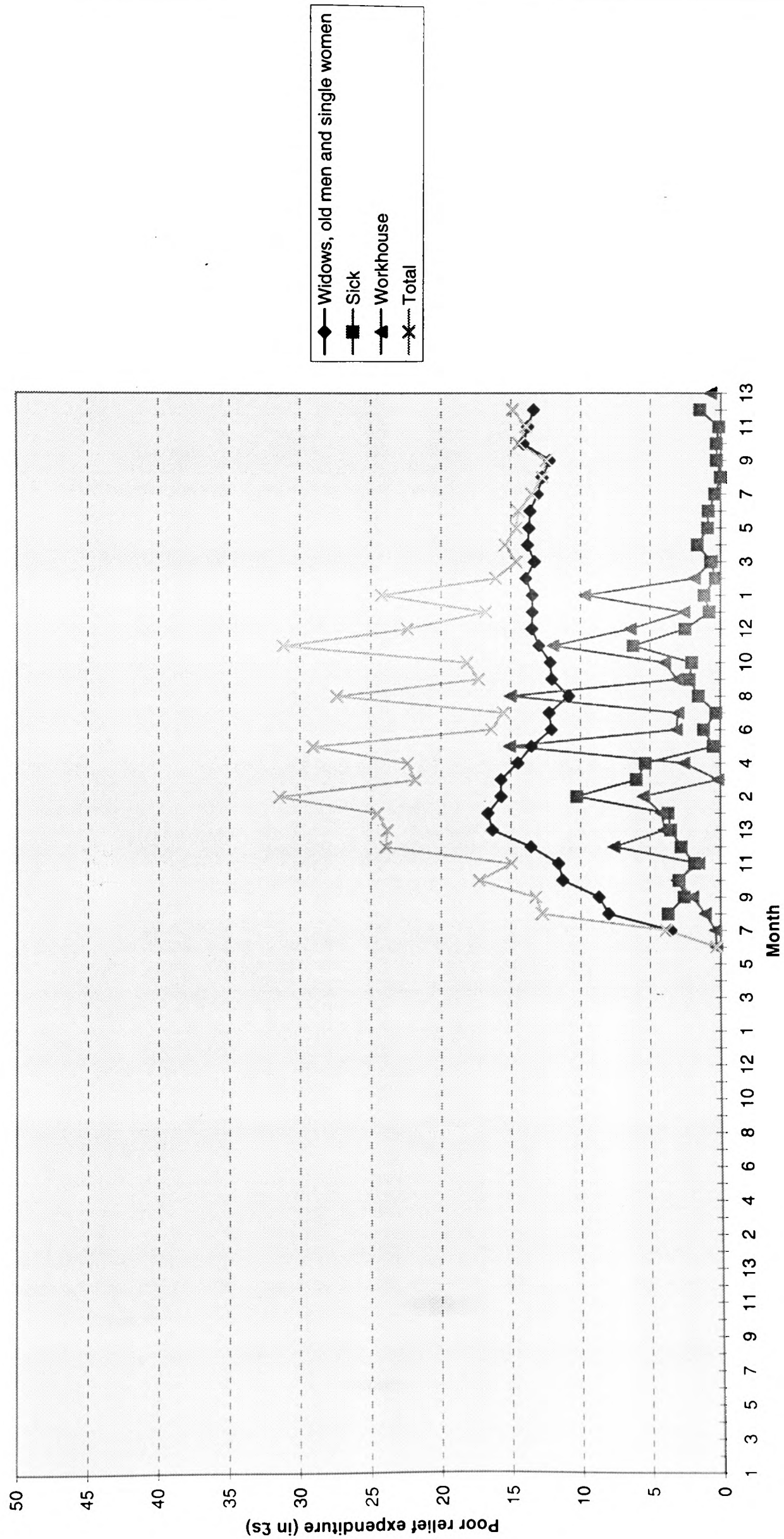


Fig. 6.9. (d) Monthly payments to non-able-bodied poor at Stoke Lyne, 1798-9 to 1802-3

Sources: OA. Misc. Dew. II/3, Misc. Cor. I/1

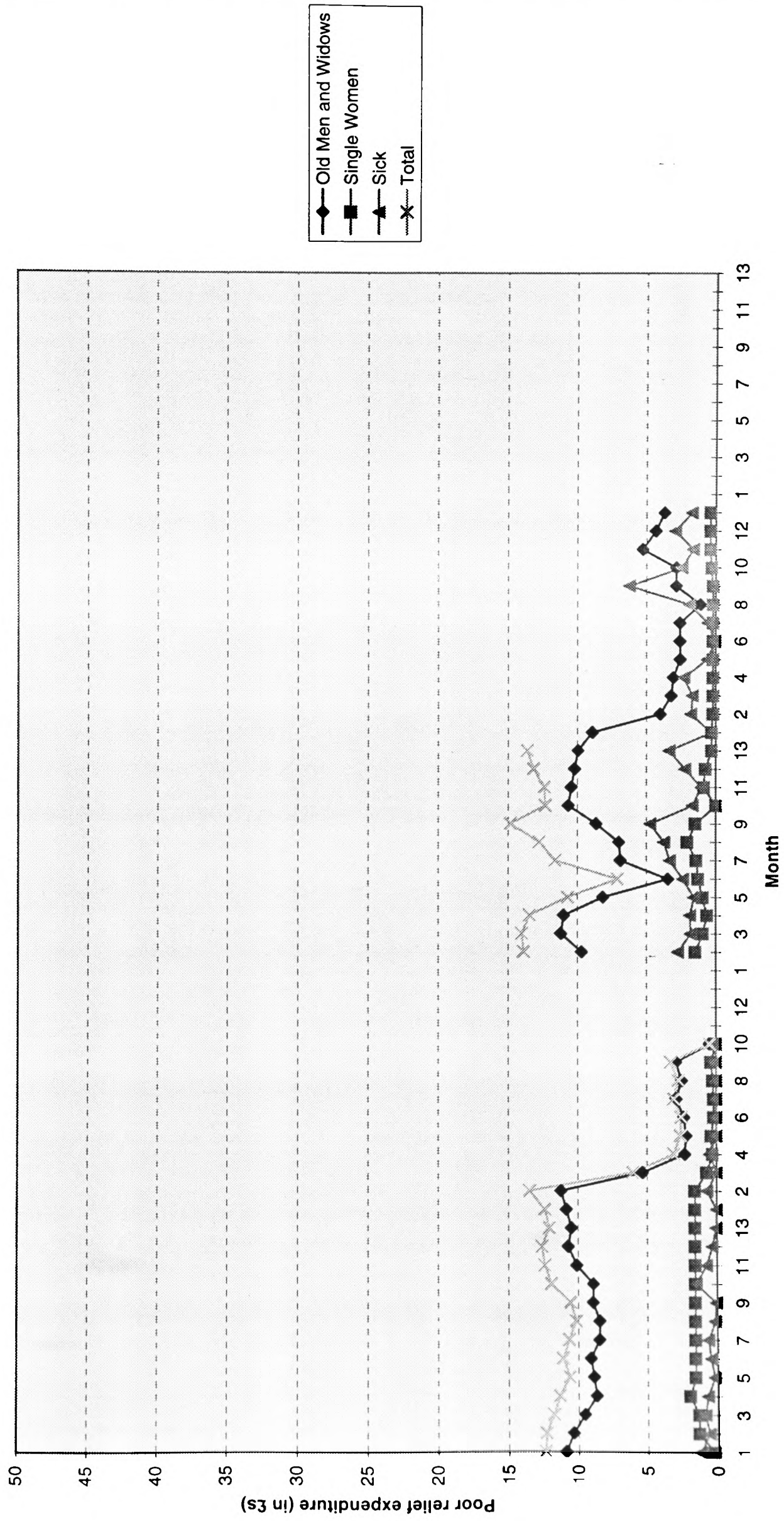


Fig. 6.10. (a) Monthly payments to able-bodied poor at Cropredy, 1798-9 to 1802-3

Sources: OA, Par. Cropredy, b.9, b.10

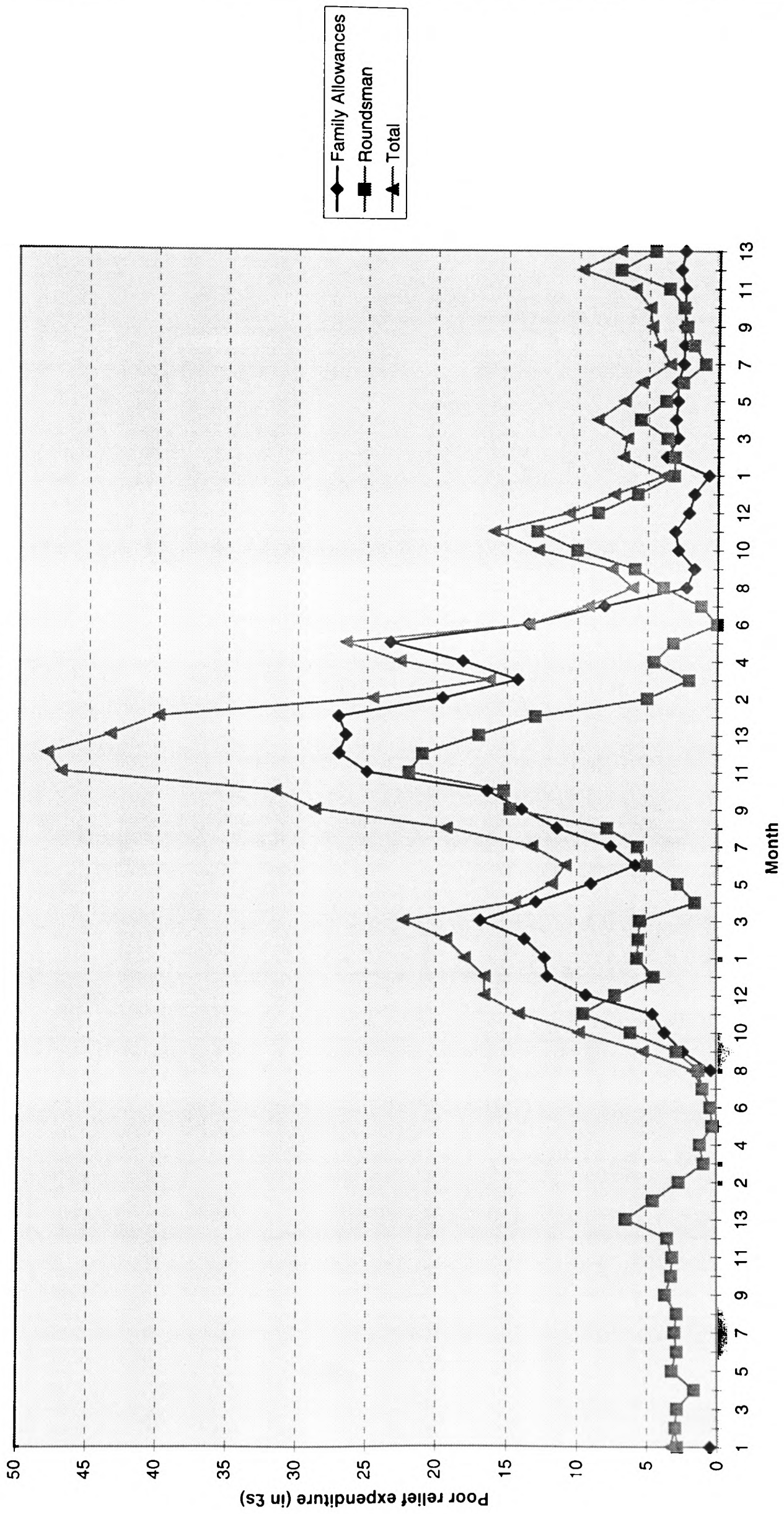


Fig. 6.10. (b) Monthly payments to able-bodied poor at Pyrton, 1798-9 to 1802-3

Source: OA, Par. Pyrton, c.4

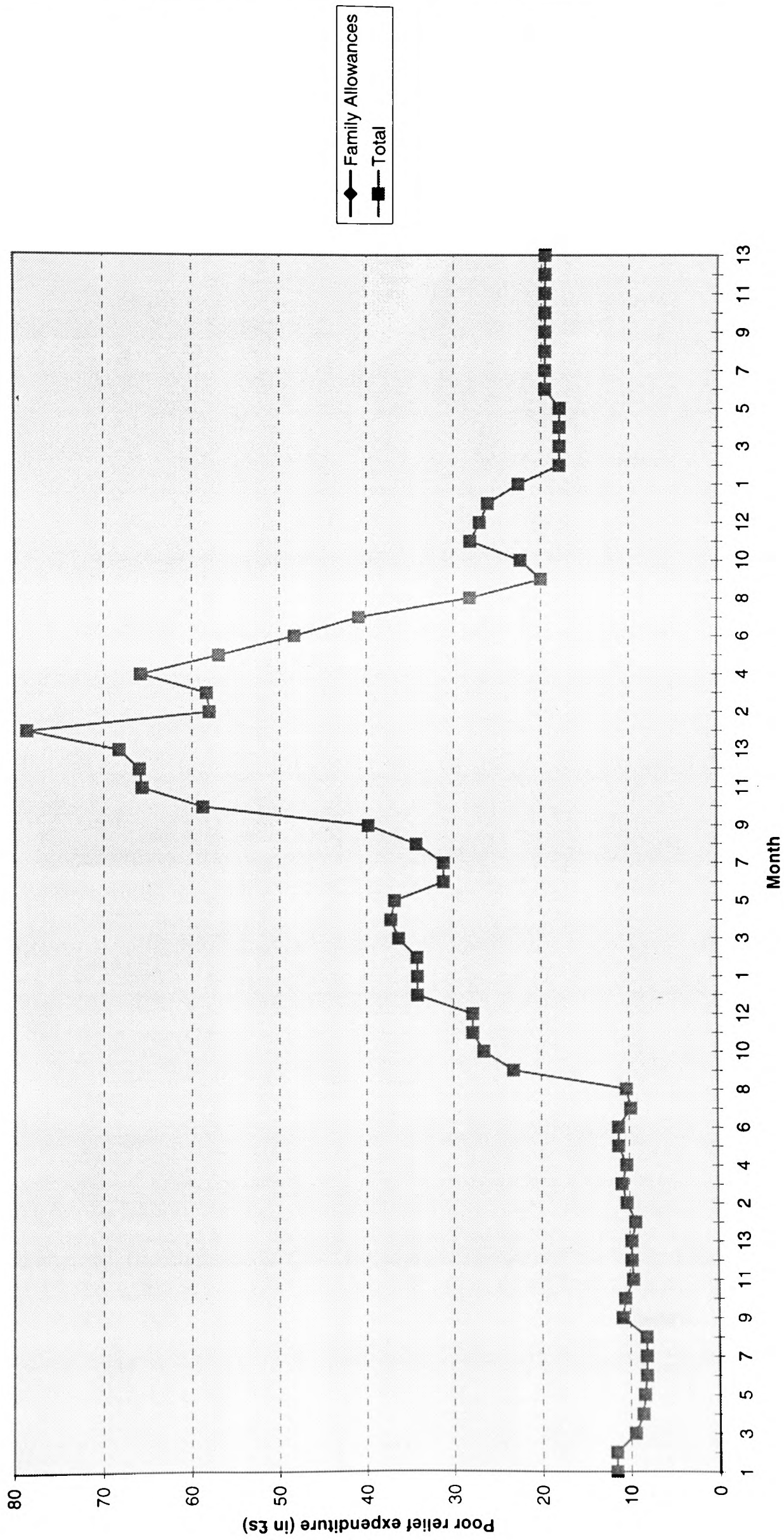


Fig. 6.10. (c) Monthly payments to able-bodied poor at Spelsbury, 1798-9 to 1802-3

Source: OA.Par.Spelsbury.b.6

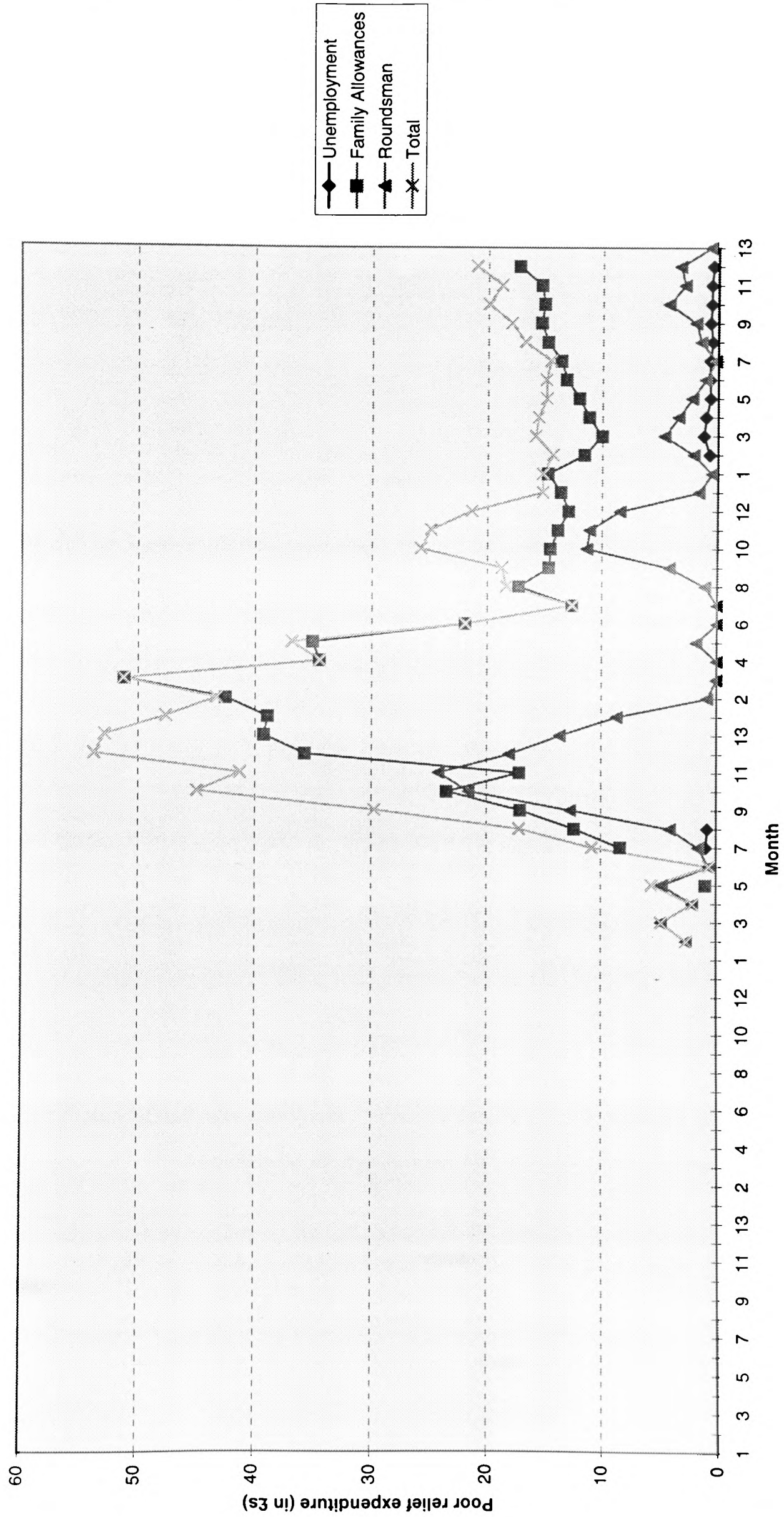


Fig. 6.10. (d) Monthly payments to able-bodied poor at Stoke Lyne, 1798-9 to 1802-3

Sources: OA.Misc.Dew.II/3.Misc.Cor.I/1

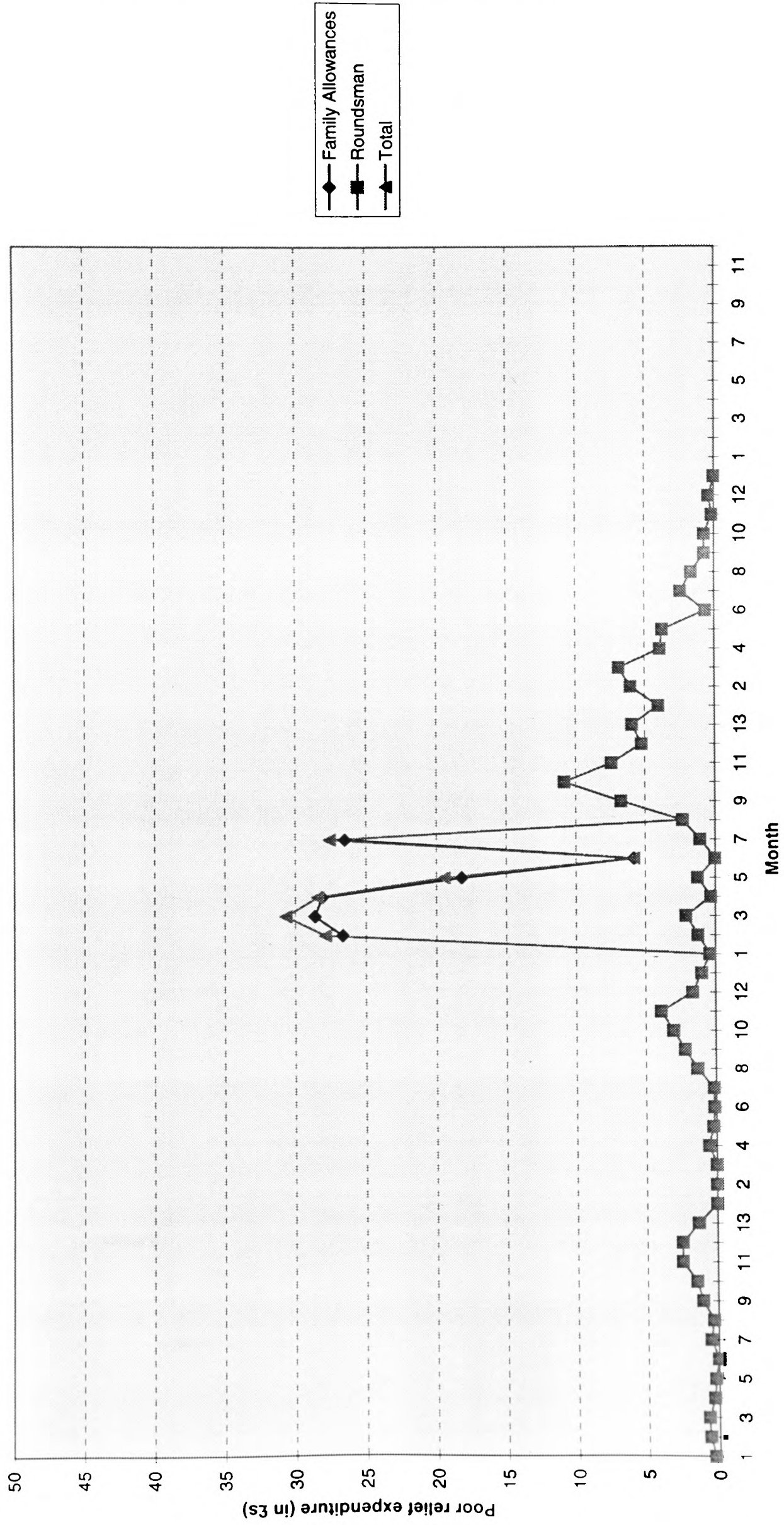


Fig. 6.11. (a) Allowance scales for two children, 1798-9 to 1802-3

Sources: OA.Par.Cropredy,b.9,b.10; OA.Par.Pyrton,c.4; OA.Par.Spelsbury,b.6; OA.Misc.Dew.II/3,Misc.Cor.I/1

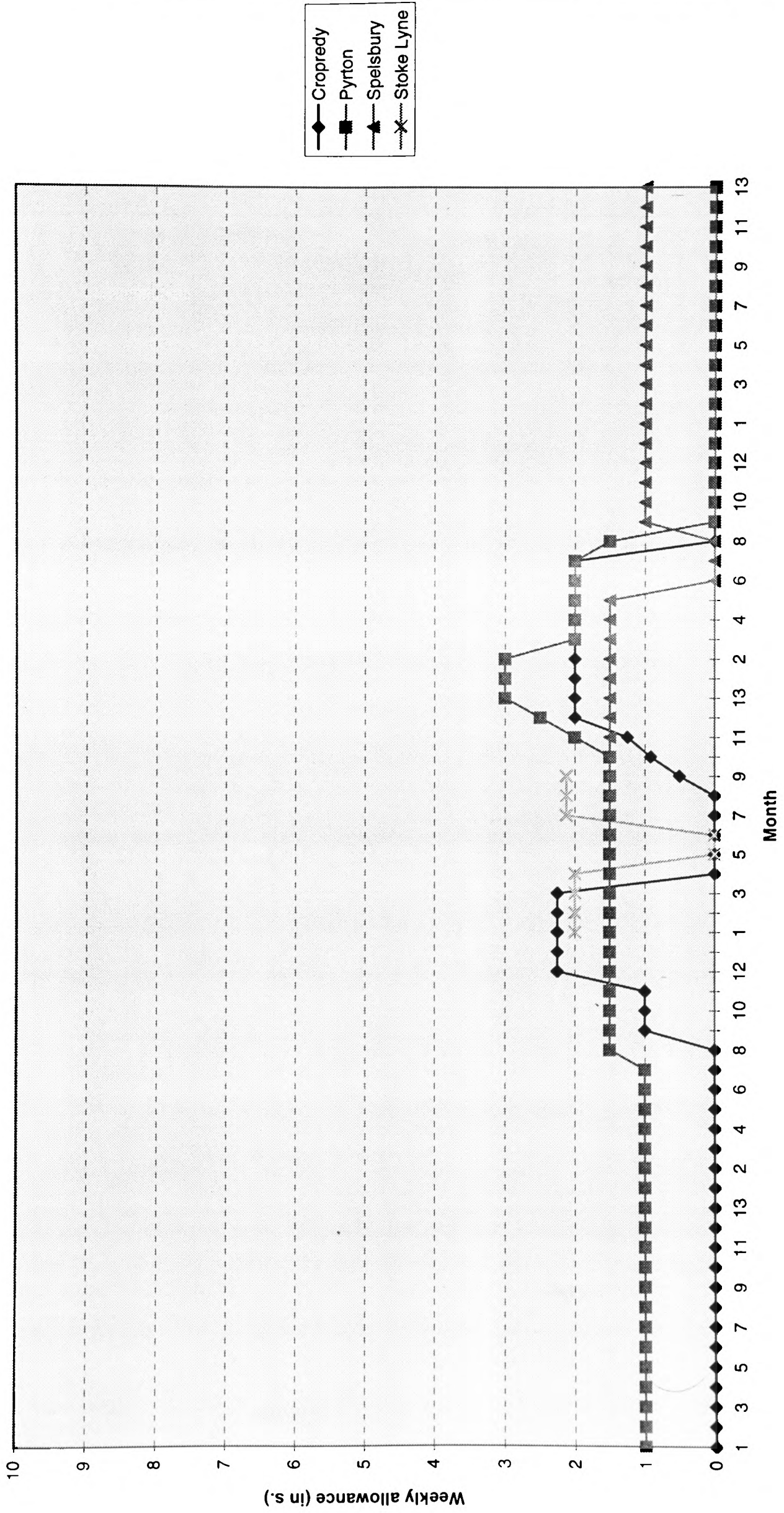


Fig. 6.11. (b) Allowance scales for three children, 1797-8 to 1802-3

Sources: See Fig. 6.11. (a)

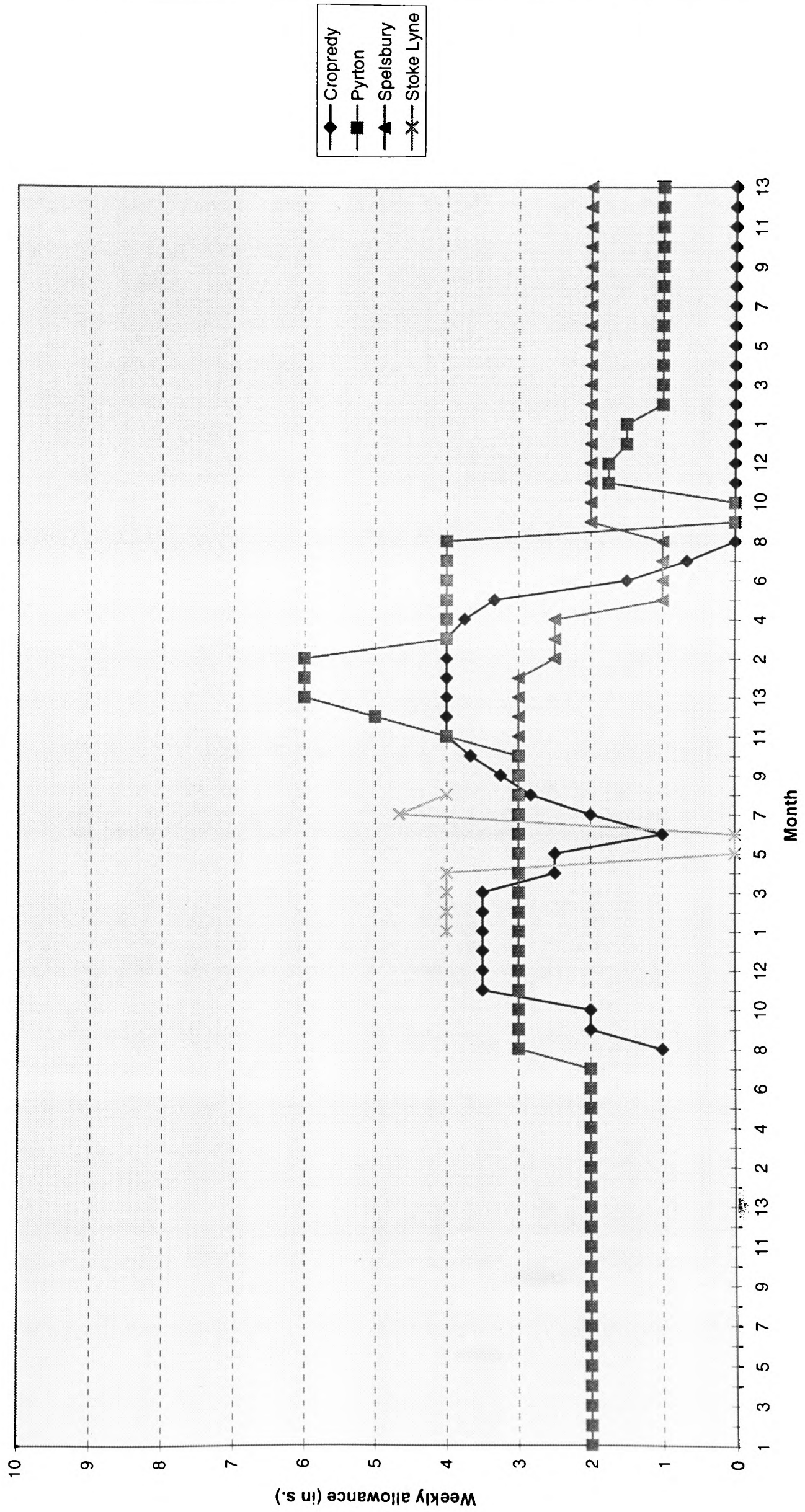


Fig. 6.11. (c) Allowance scales for four children, 1798-9 to 1802-3

Sources: See Fig. 6.11. (a)

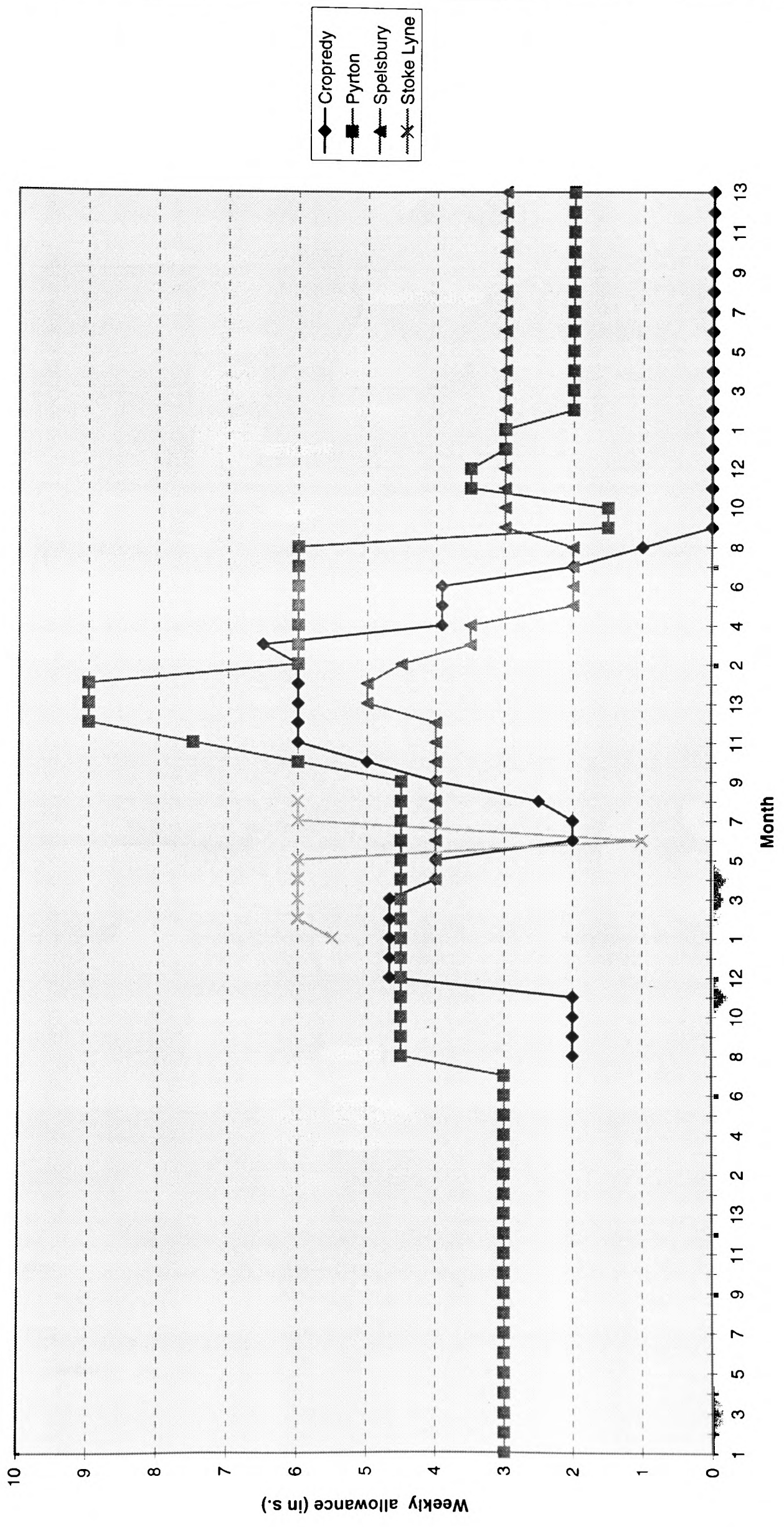


Fig. 6.11. (d) Allowance scales for five children, 1798-9 to 1802-3

Sources: See Fig. 6.11. (a)

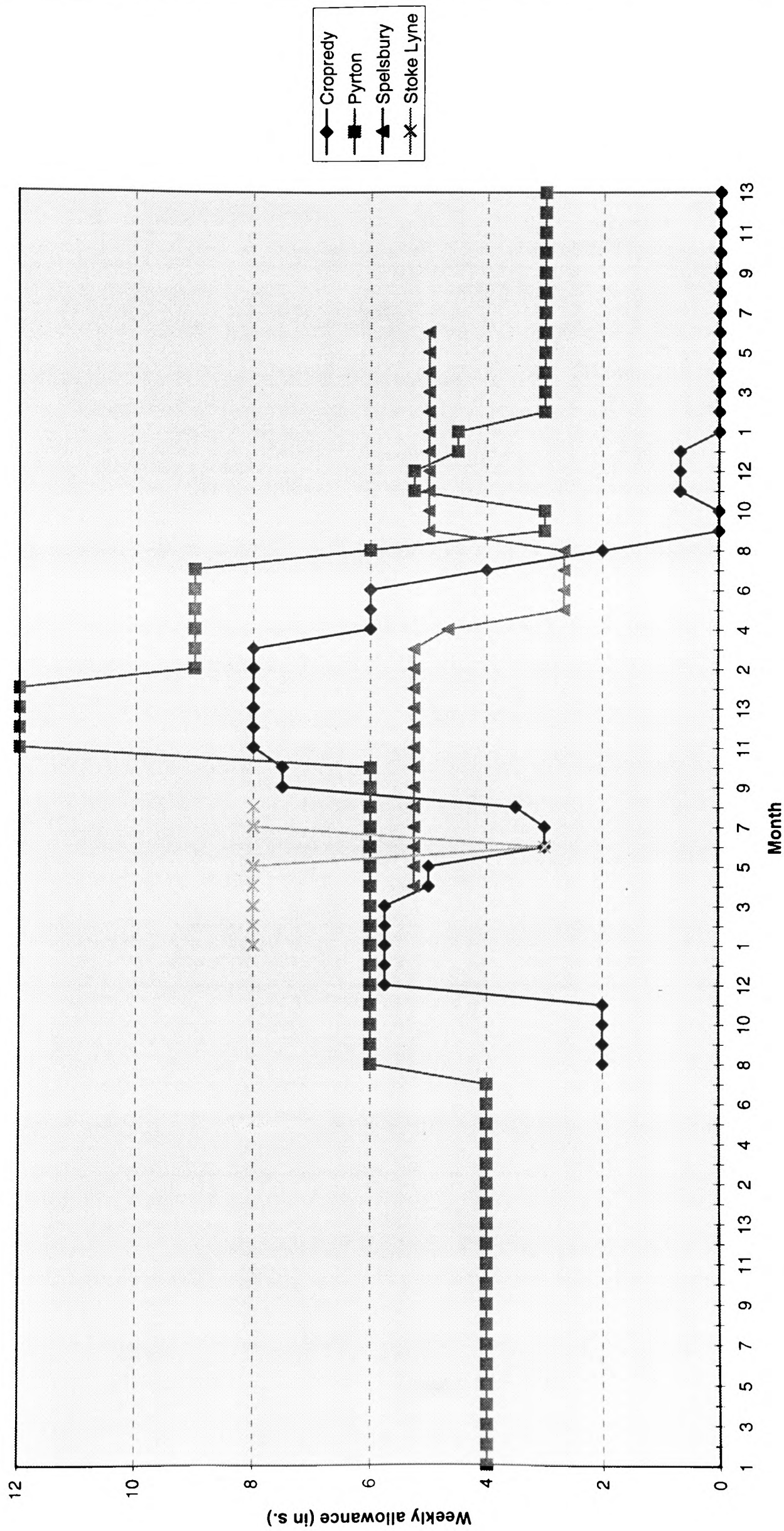


Fig. 6.12. Average number of weekly family allowance payments, 1798-9 to 1802-3

Sources: See Fig. 6.11 (a)

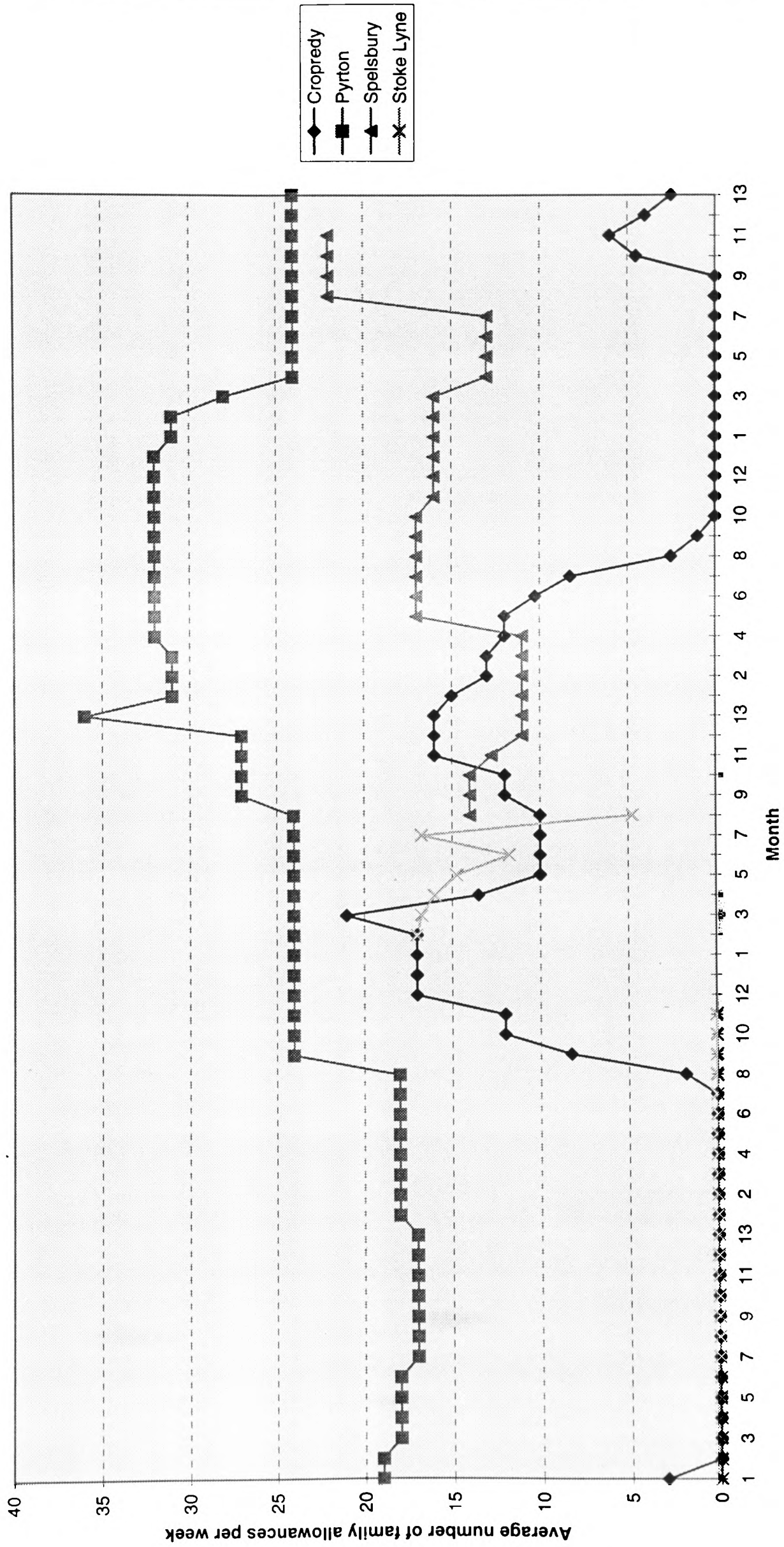


Fig. 6.13. Total number of roundsman payments each month, 1798-9 to 1802-3

Sources: See Fig. 6.10 (a)

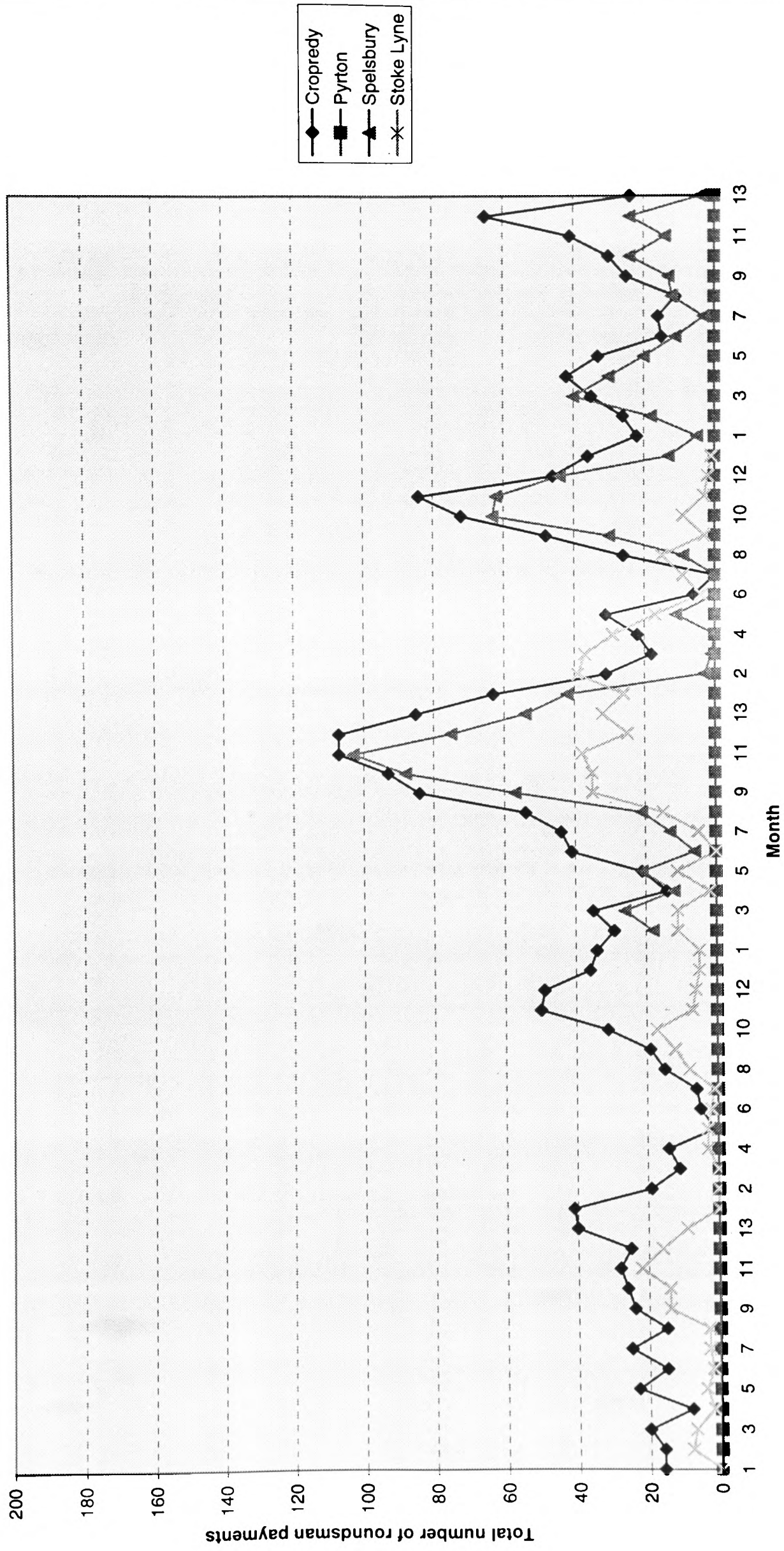


Fig. 6.14. Monthly bread prices in Oxfordshire, 1810-11 to 1814-15

Sources: JOJ; OA.PAR.171/5/1F1/1; OA.PAR.Claydon,b.5; OA.Par.Cropledy,b.11; OA.Par.Stanton St. John, b.3

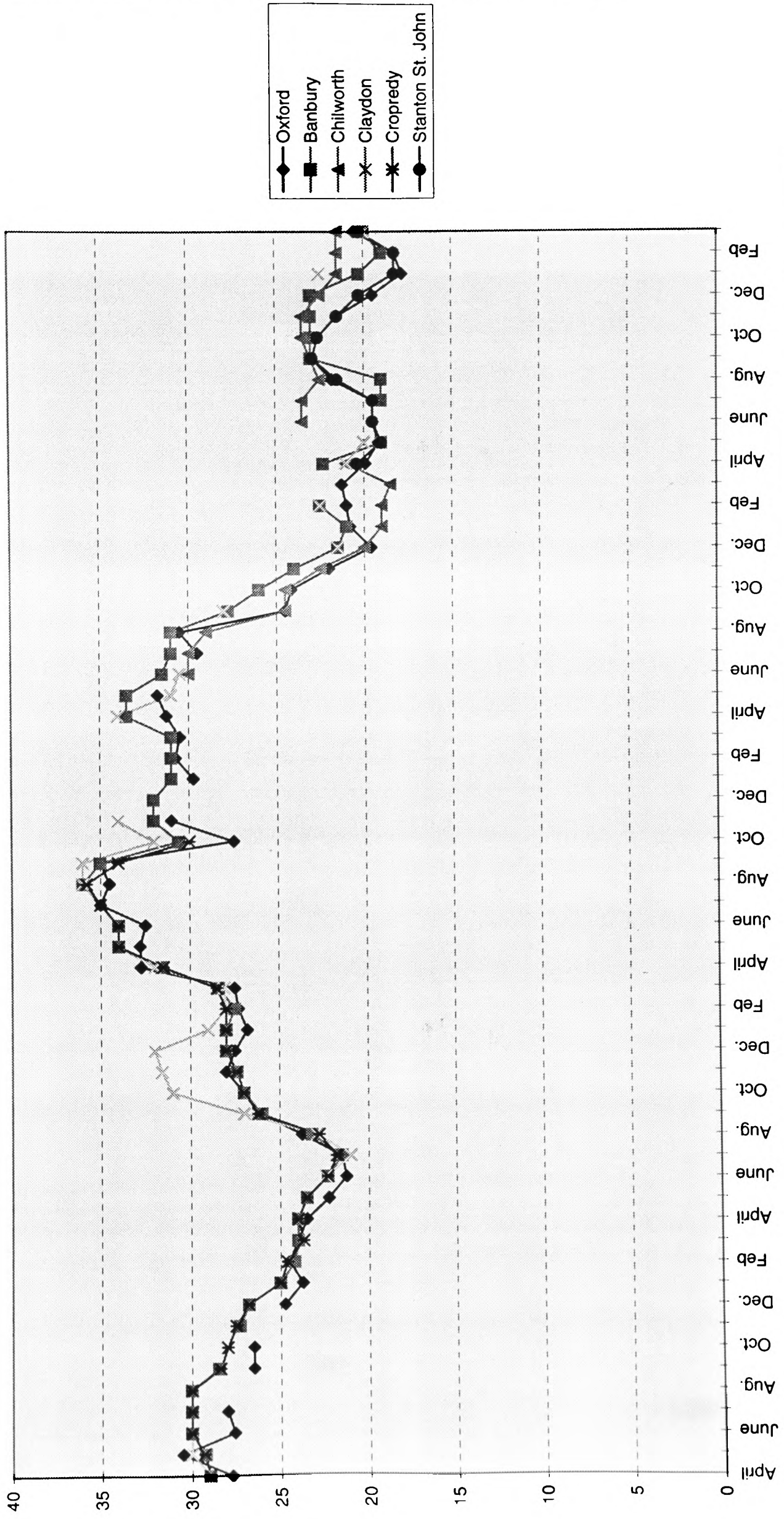


Fig. 6.15. (a) Monthly payments to non-able-bodied poor at Cropredy, 1810-11 to 1814-15

Sources: OA.Par.Cropredy,b.11,b.12

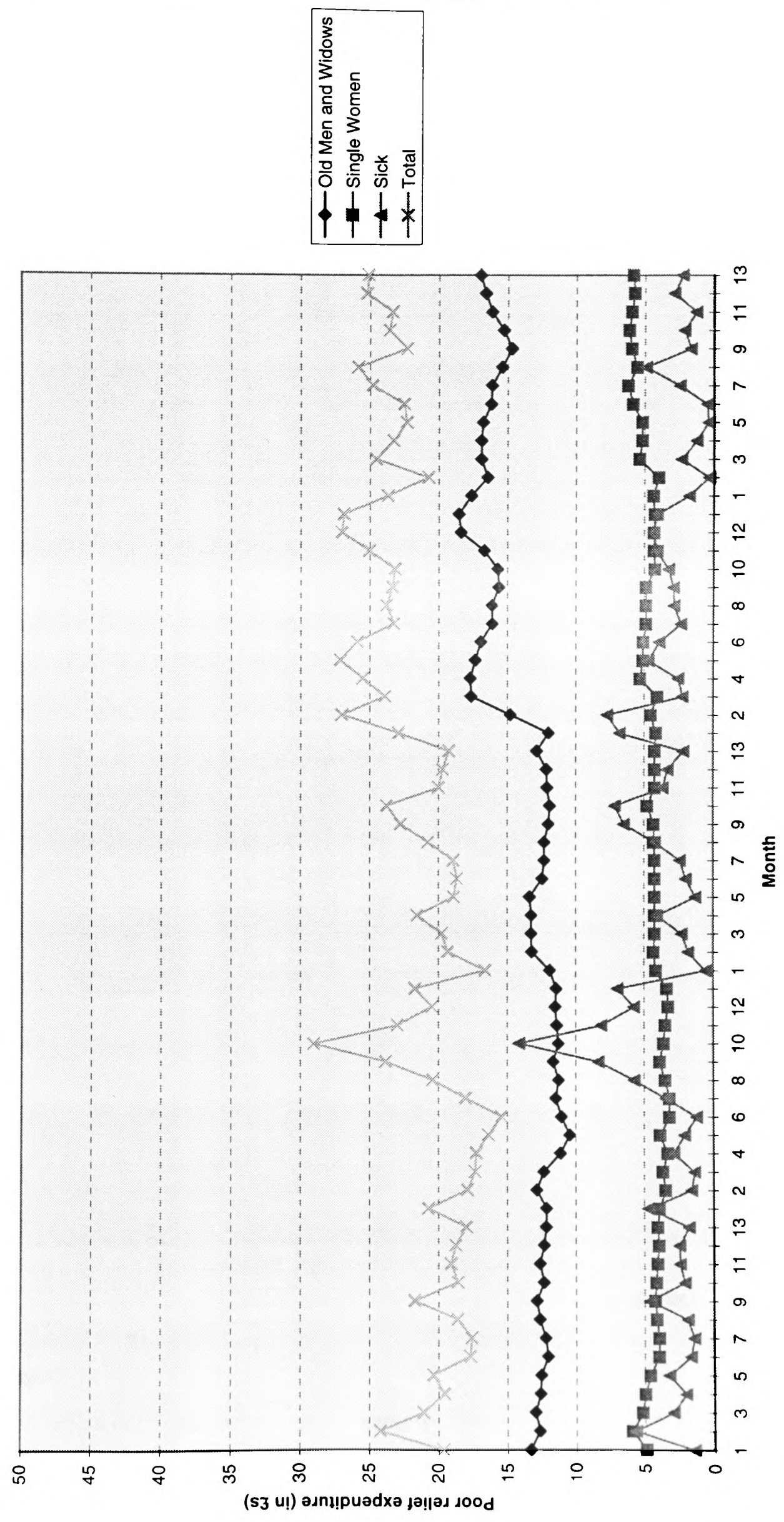


Fig. 6.15. (b) Monthly payments to non-able-bodied poor at Pyrton, 1810-11 to 1814-15

Source: OA.Par.Pyrton,c.5

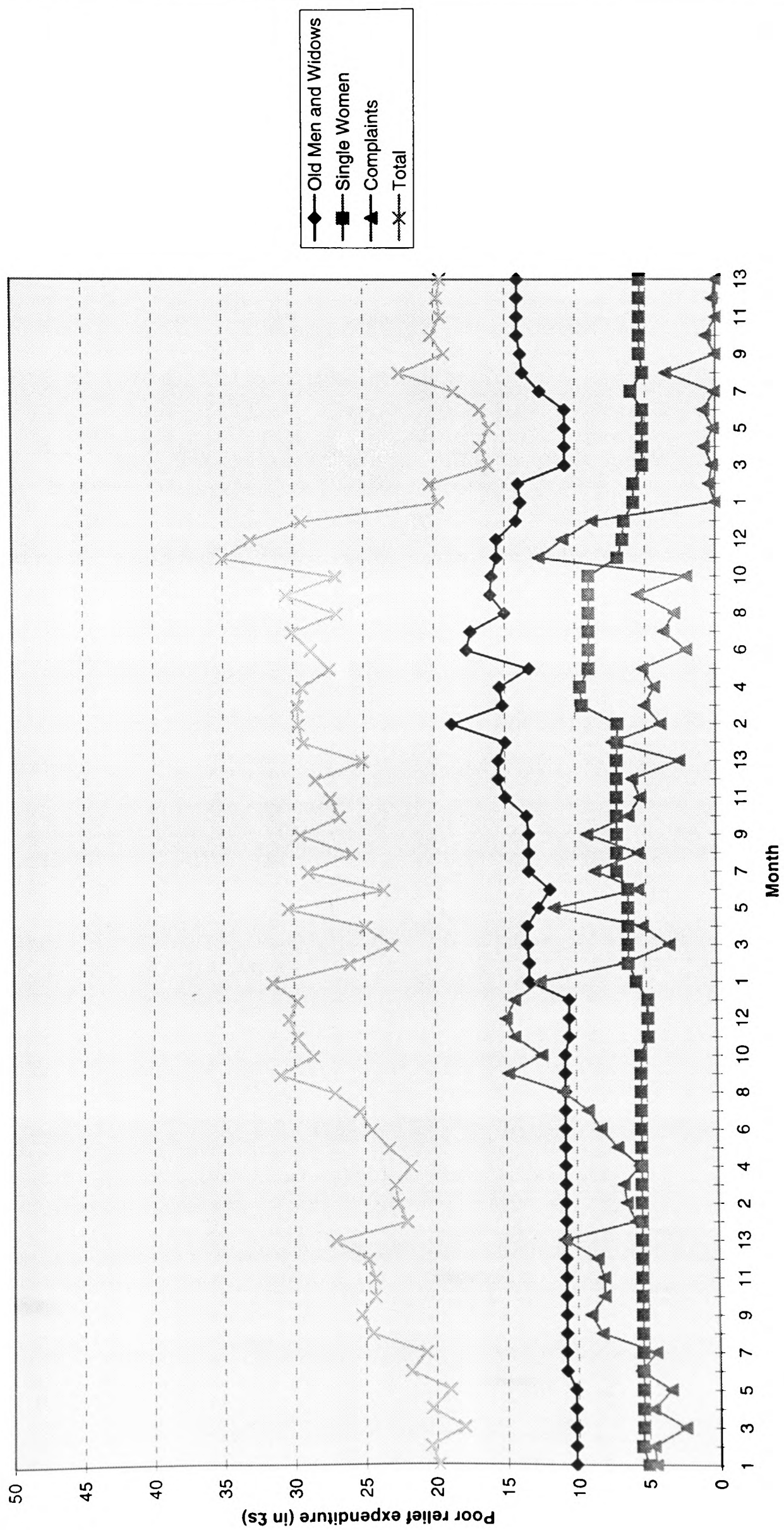


Fig. 6.15. (c) Monthly payments to non-able-bodied poor at Spelsbury, 1810-11 to 1814-15

Source: OA.Par.Spelsbury,b.7

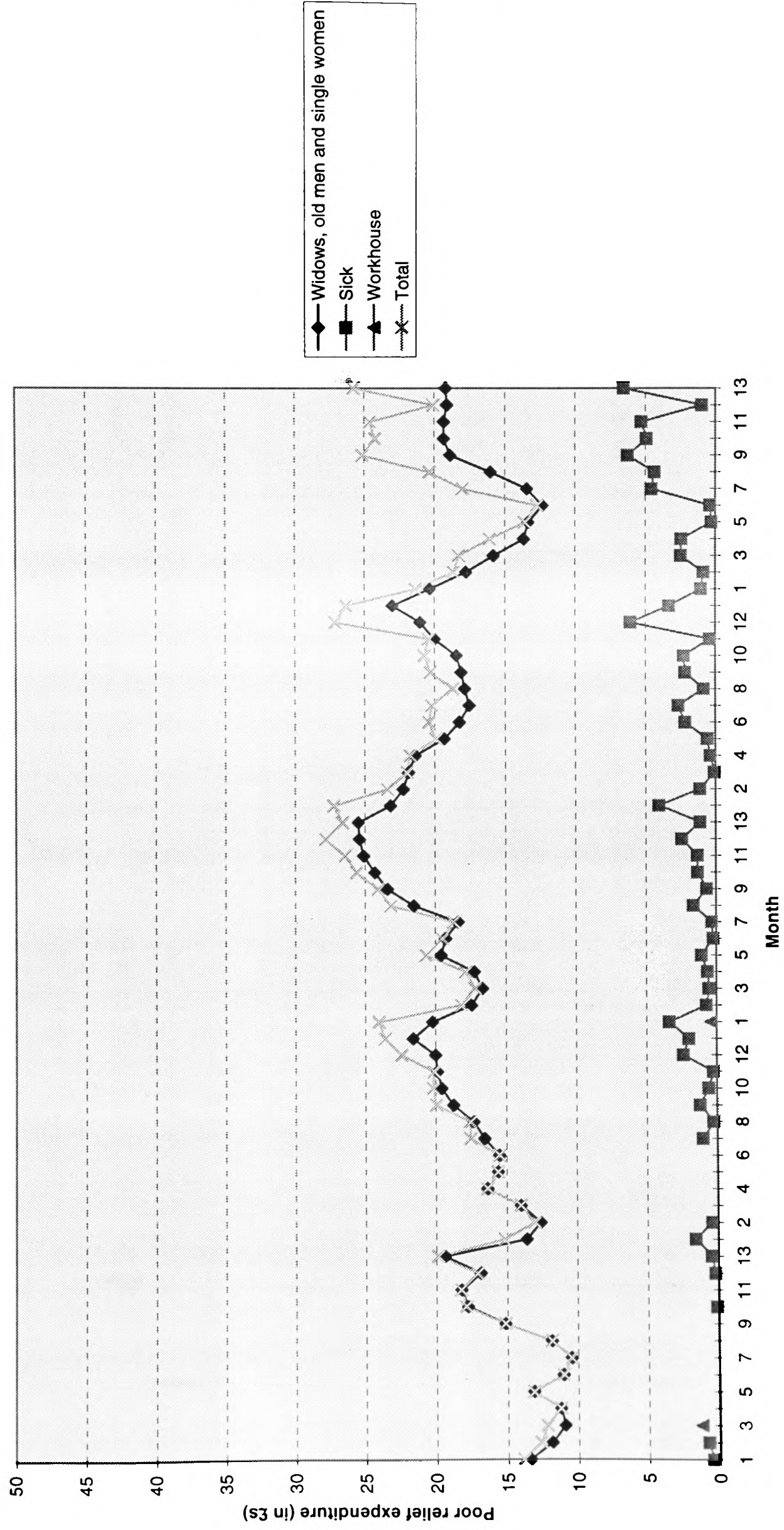


Fig. 6.15. (d) Monthly payments to non-able-bodied poor at Stoke Lyne, 1810-11 to 1814-15

Source: OA.Misc.Cor.1/1

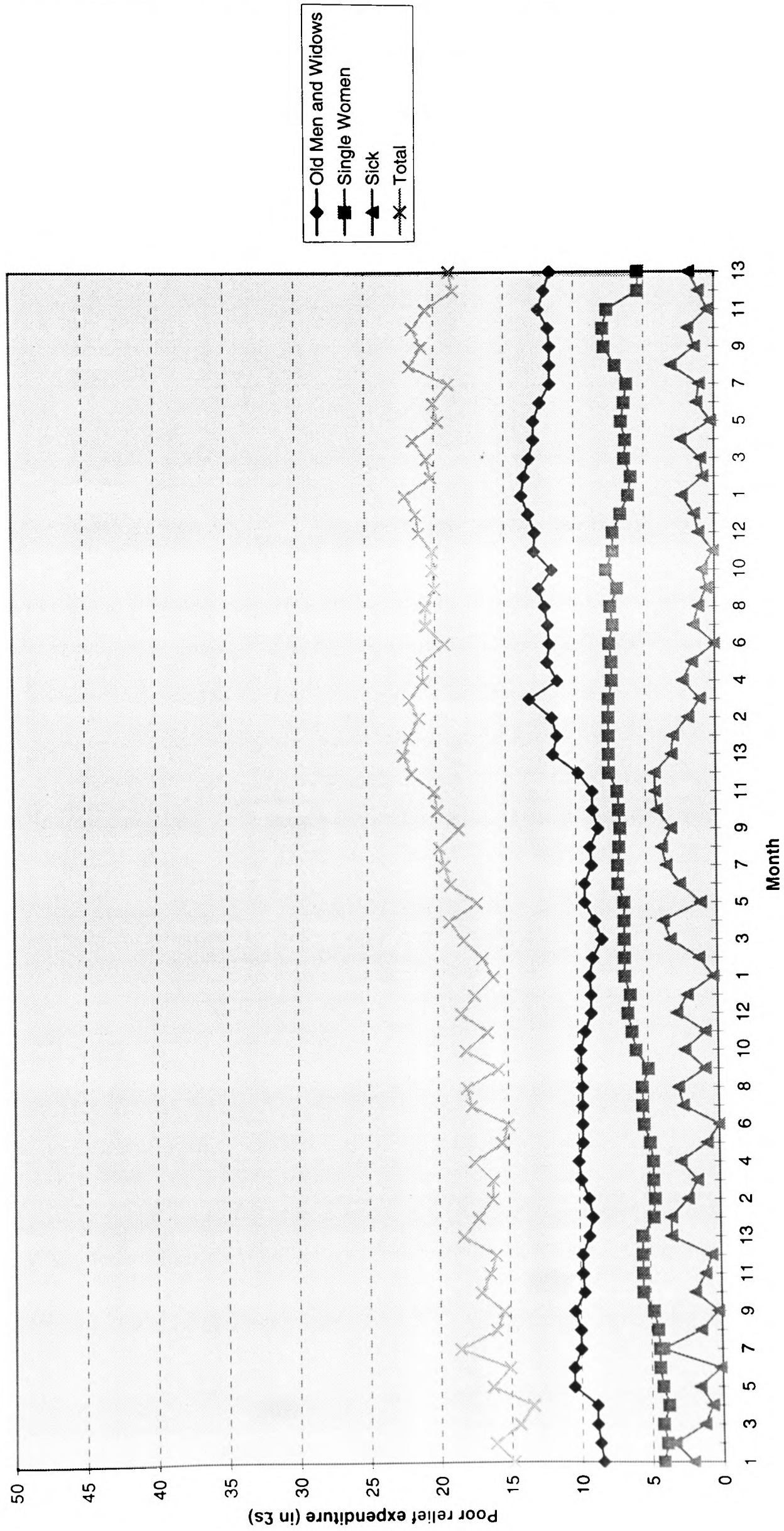


Fig. 6.16. (a) Monthly payments to able-bodied poor at Cropredy, 1810-11 to 1814-15

Sources: OA.Par.Cropredy,b.11,b.12

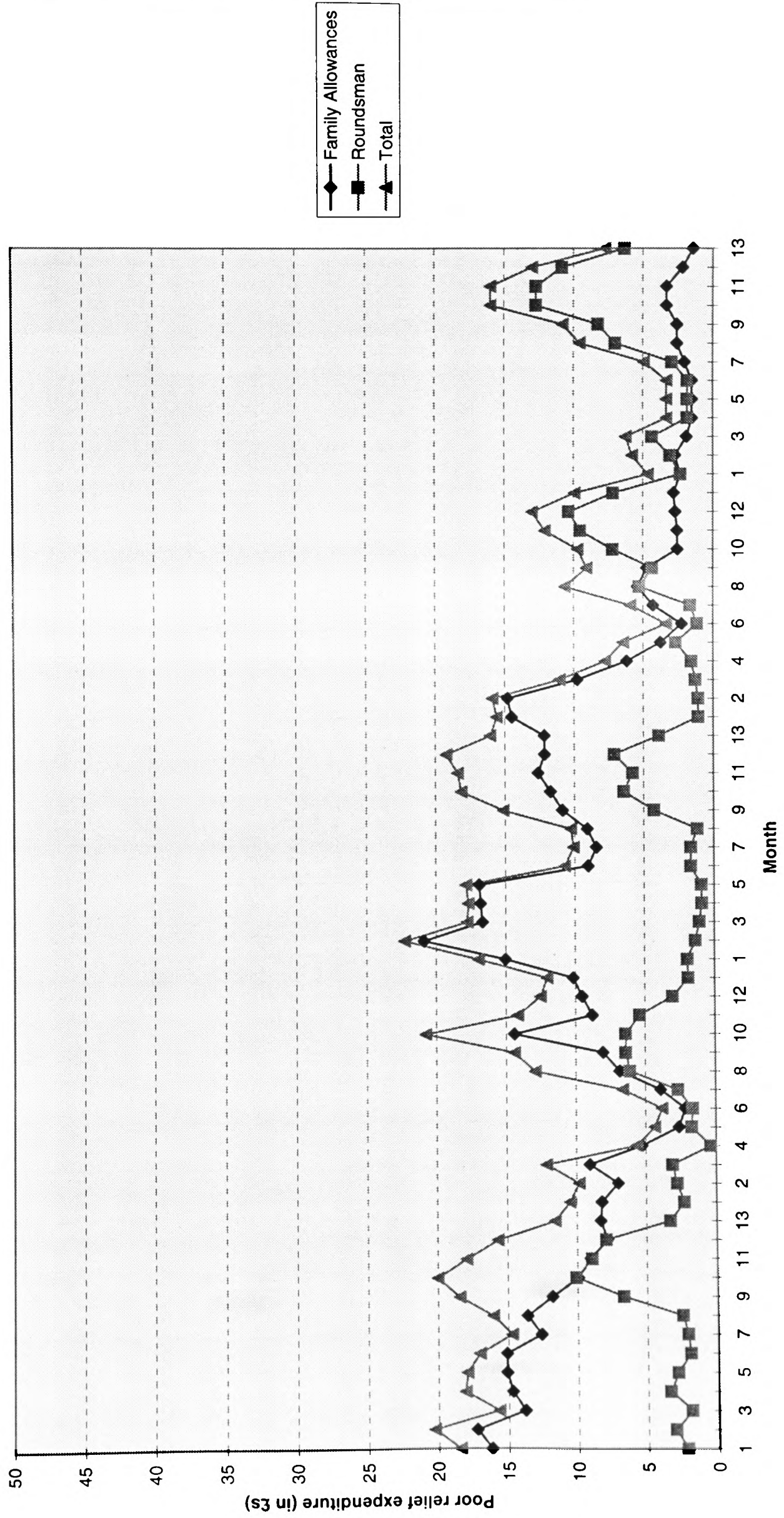


Fig. 6.16. (b) Monthly payments to able-bodied poor at Pyrton, 1810-11 to 1814-15

Source: OA.Par.Pyrton,c.5

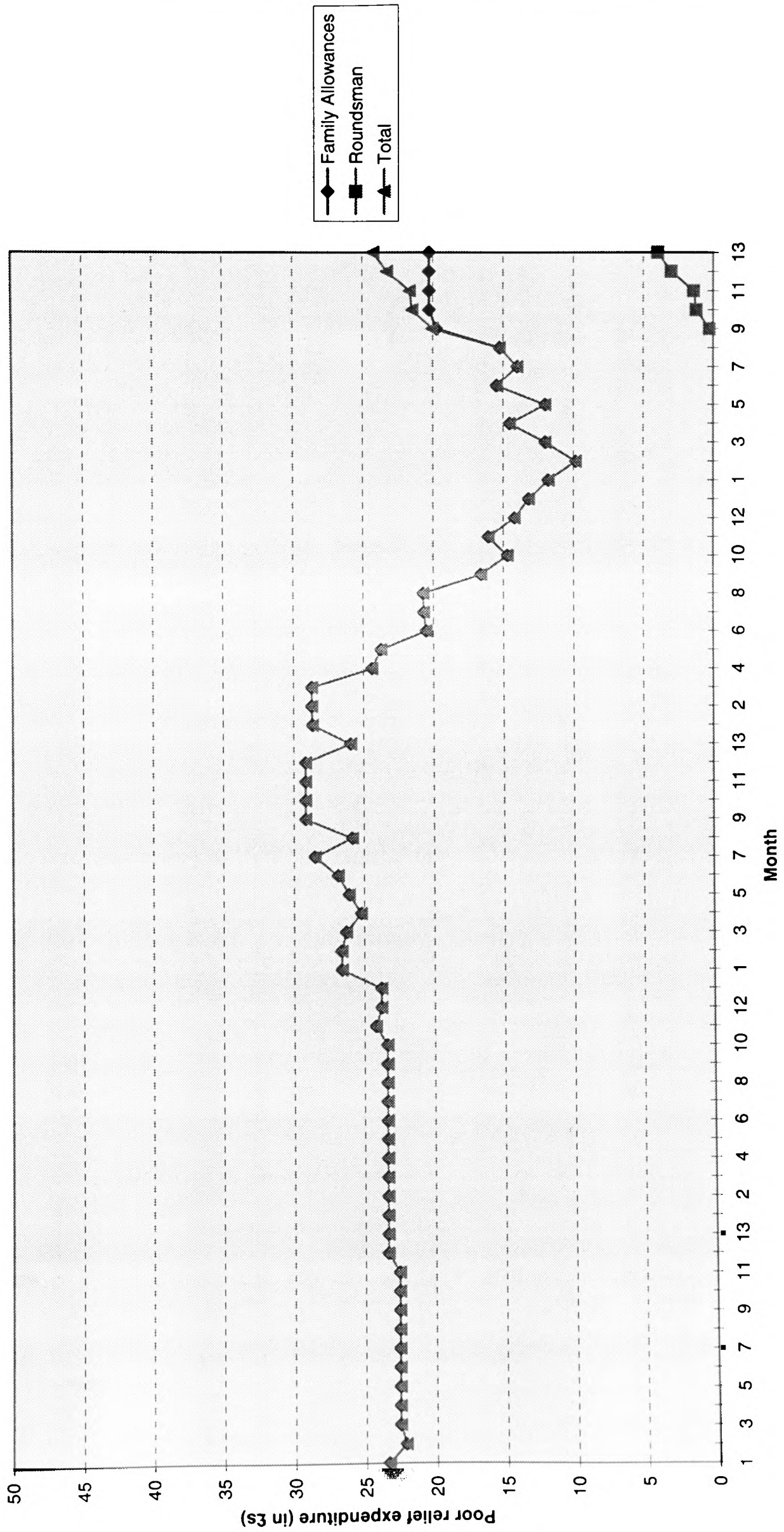


Fig. 6.16. (c) Monthly payments to able-bodied poor at Spelsbury, 1810-11 to 1814-15

Source: OA, Par. Spelsbury, b.7

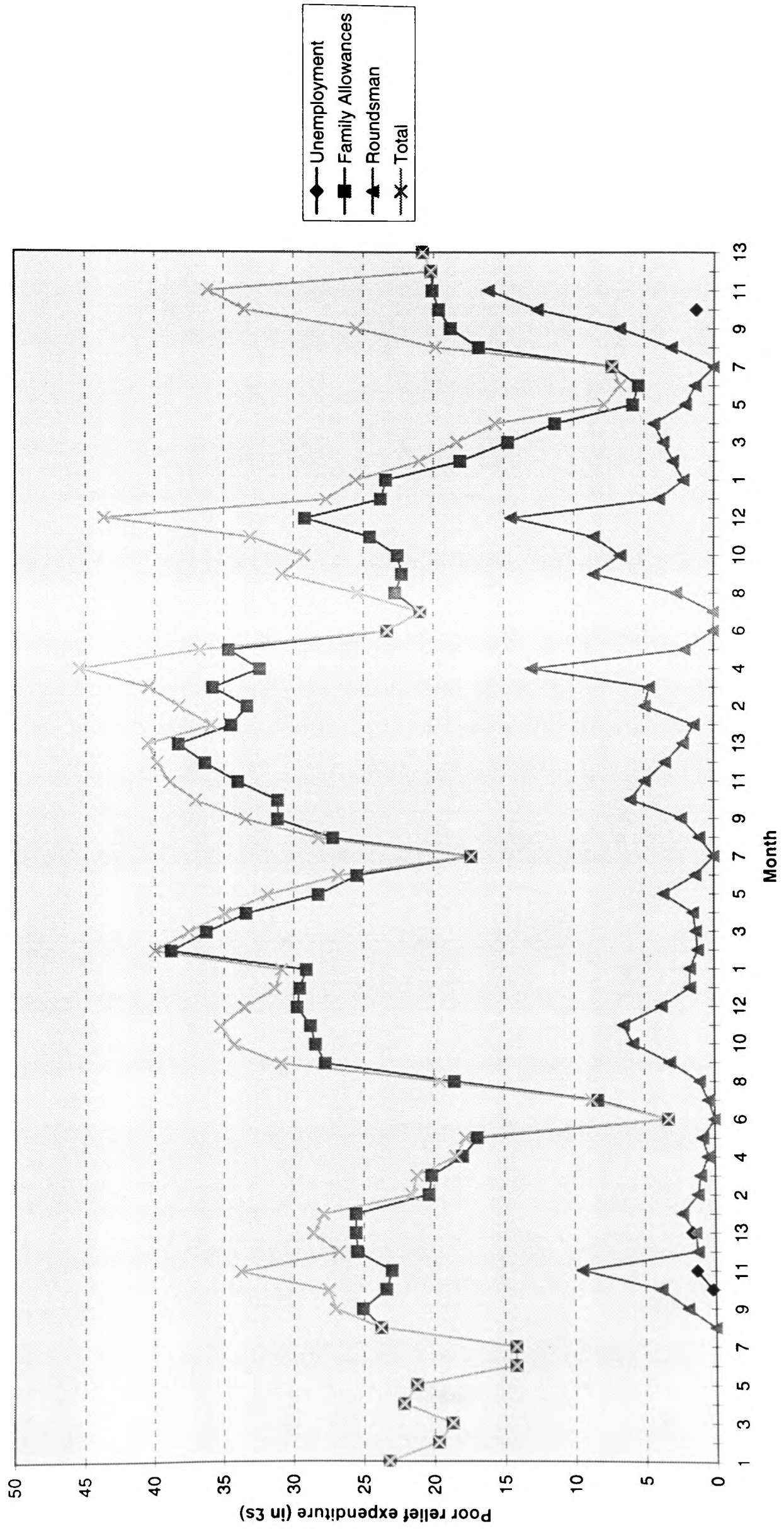


Fig. 6.16. (d) Monthly payments to able-bodied poor at Stoke Lyne, 1810-11 to 1814-15

Source: OA.Misc.Cor.I/1

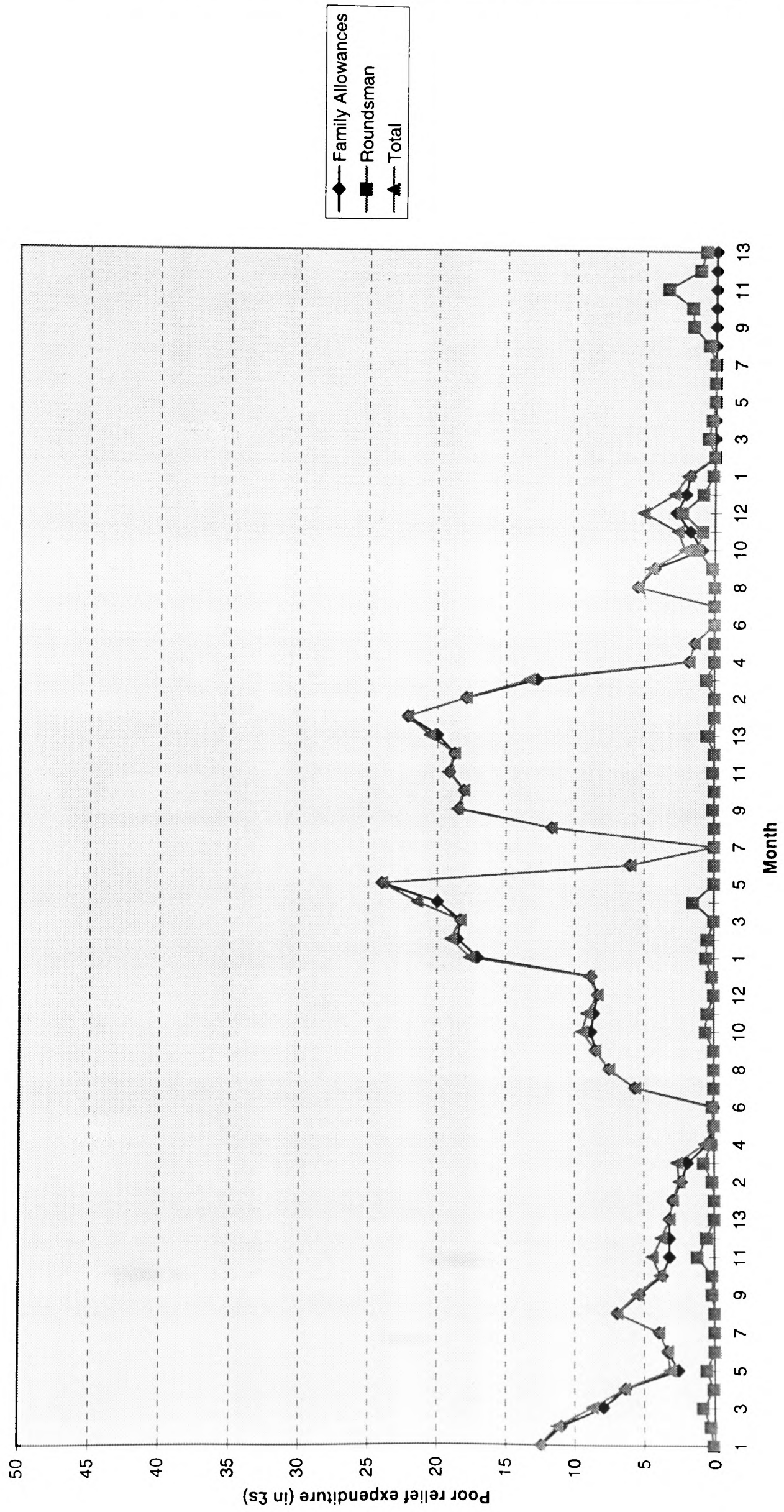


Fig. 6.17. Average number of weekly family allowance payments, 1810-11 to 1814-15

Sources: See Fig. 6.18. (a)

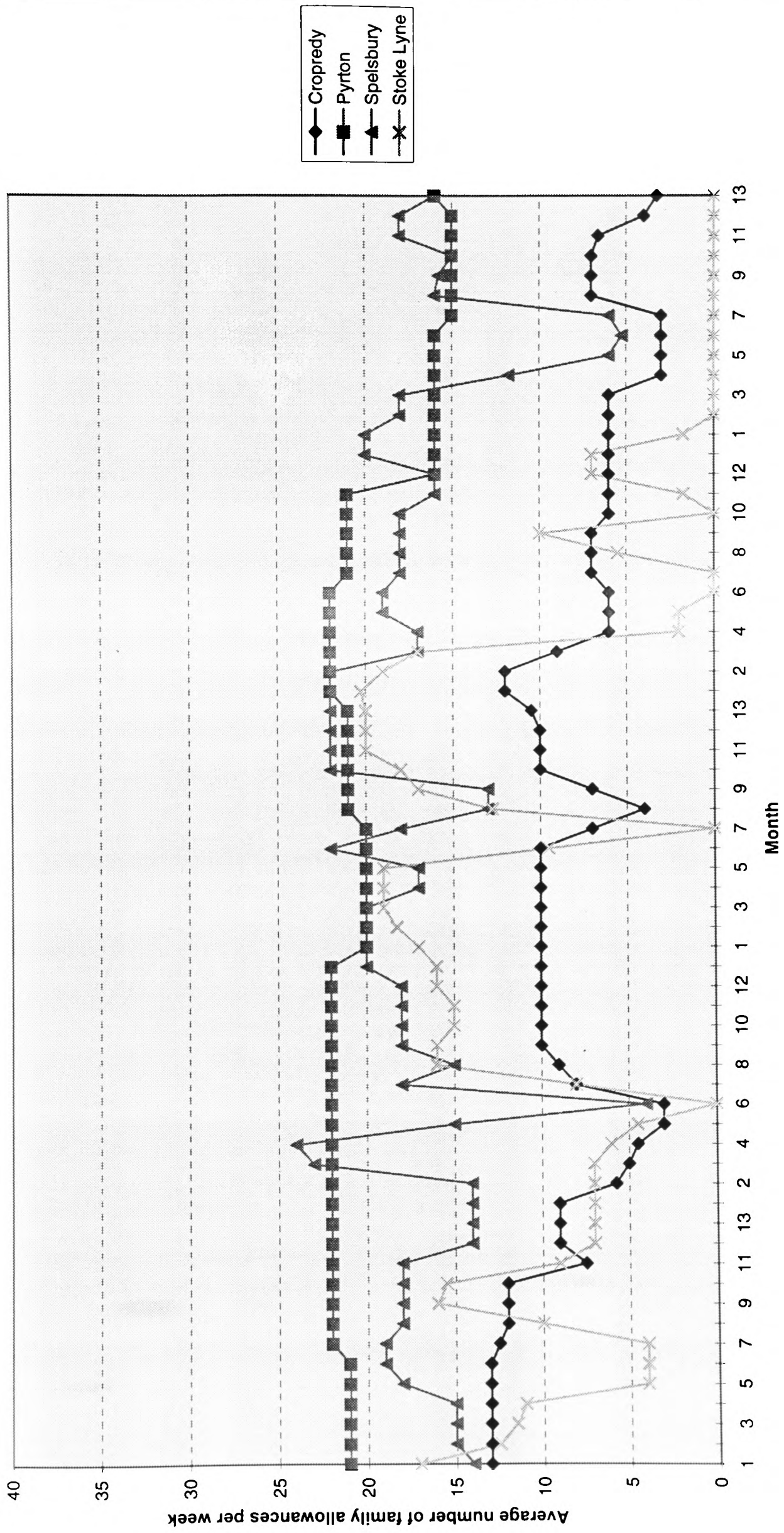


Fig. 6.18. (a) Allowance scales for two children, 1810-11 to 1814-15

Sources: OA.Par.Croptedy,b.11,b.12; OA.Par.Pyrton,c.5; OA.Par.Spelsbury,b.7; OA.Misc.Cor.I/1

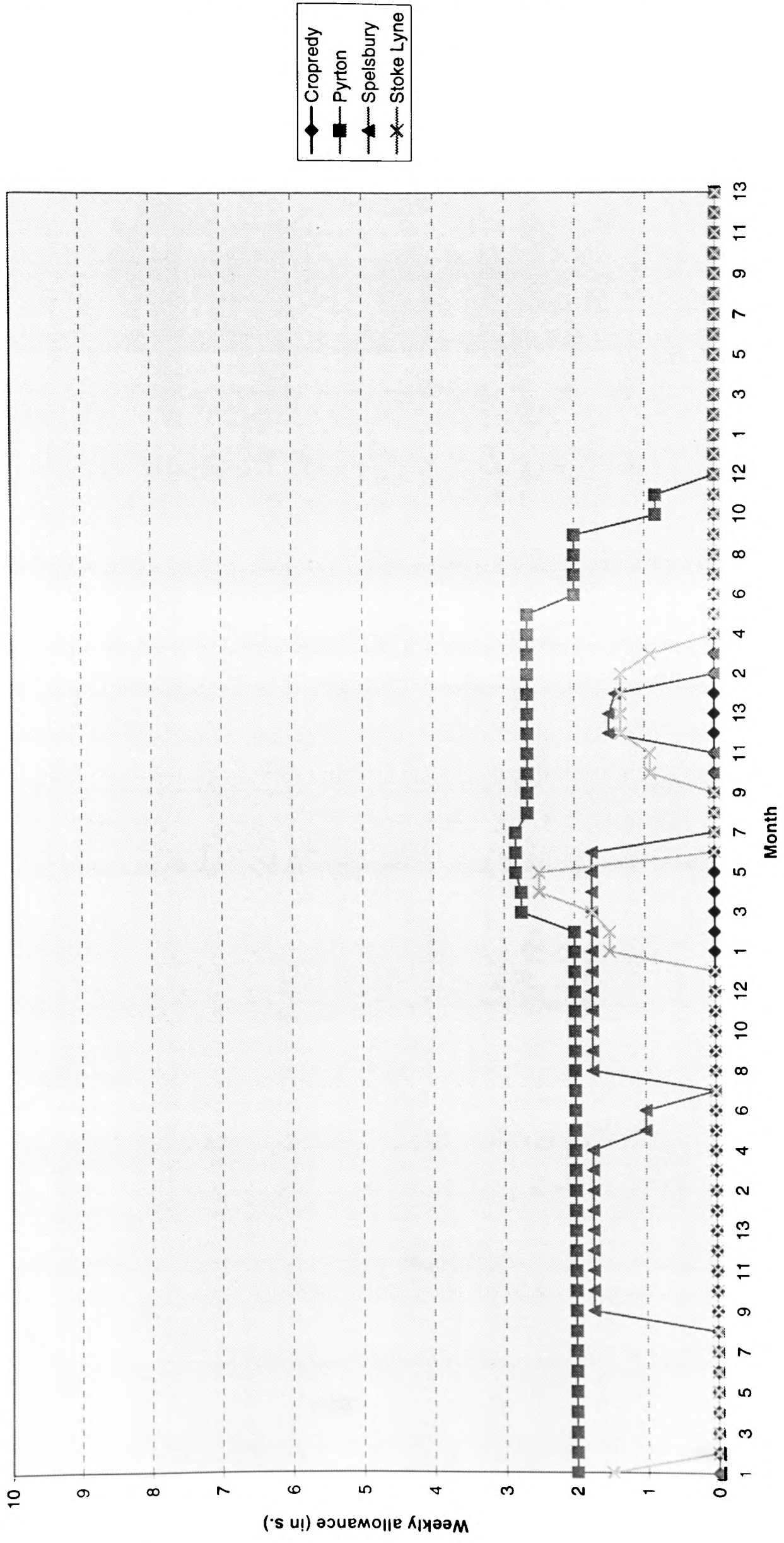


Fig. 6.18. (b) Allowance scales for two children, 1810-11 to 1814-15

Sources: See Fig. 6.18. (a)




Fig. 6.18. (c) Allowance scales for four children, 1810-11 to 1814-15

Sources: See Fig. 6.18. (a)

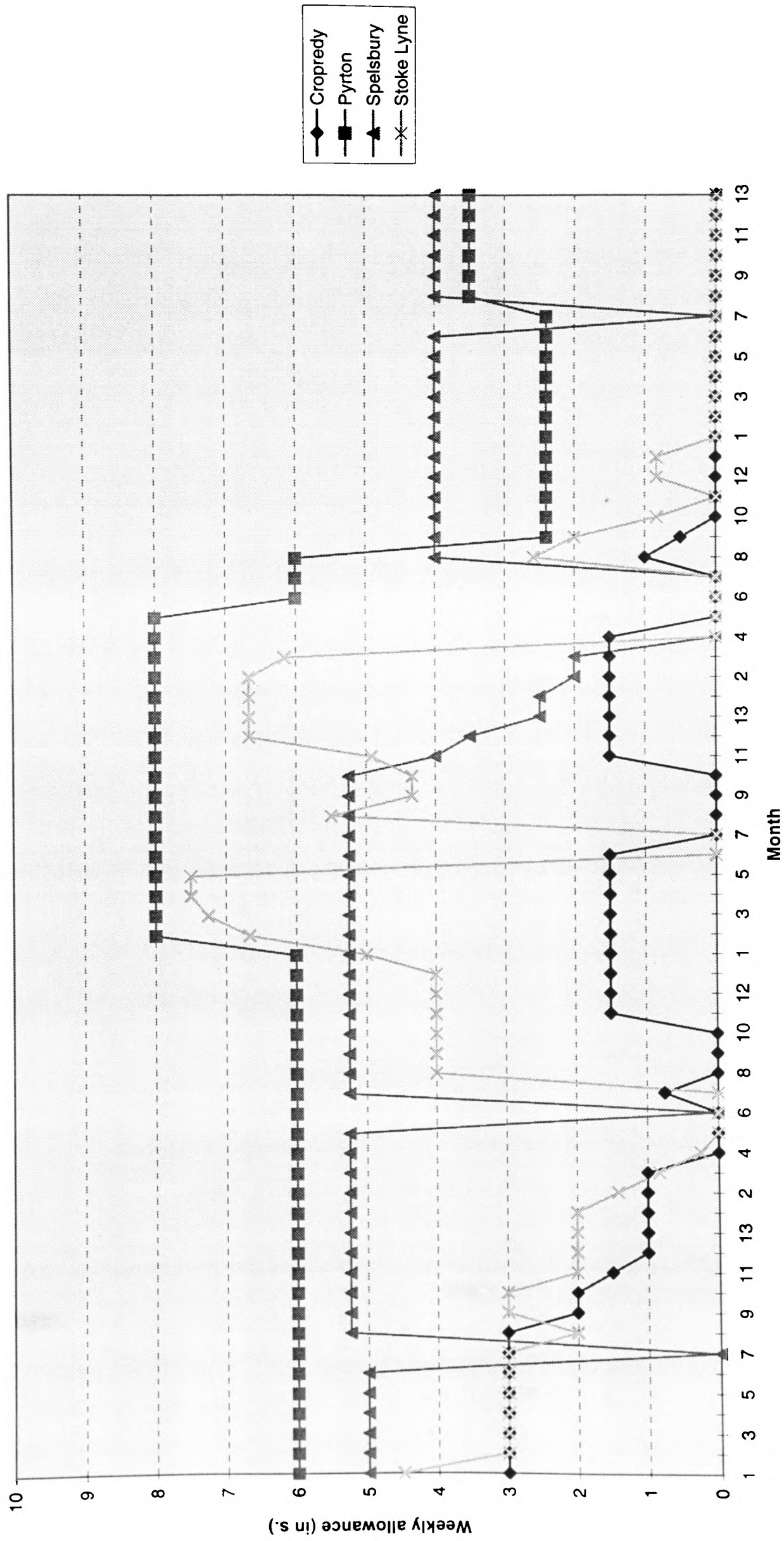


Fig. 6.18. (d) Allowance scales for five children, 1810-11 to 1814-15

Sources: See Fig. 6.18. (a)




Fig. 6.19. Total number of roundsman payments each month, 1810-11 to 1814-15

Sources: See Fig. 6.18. (a)

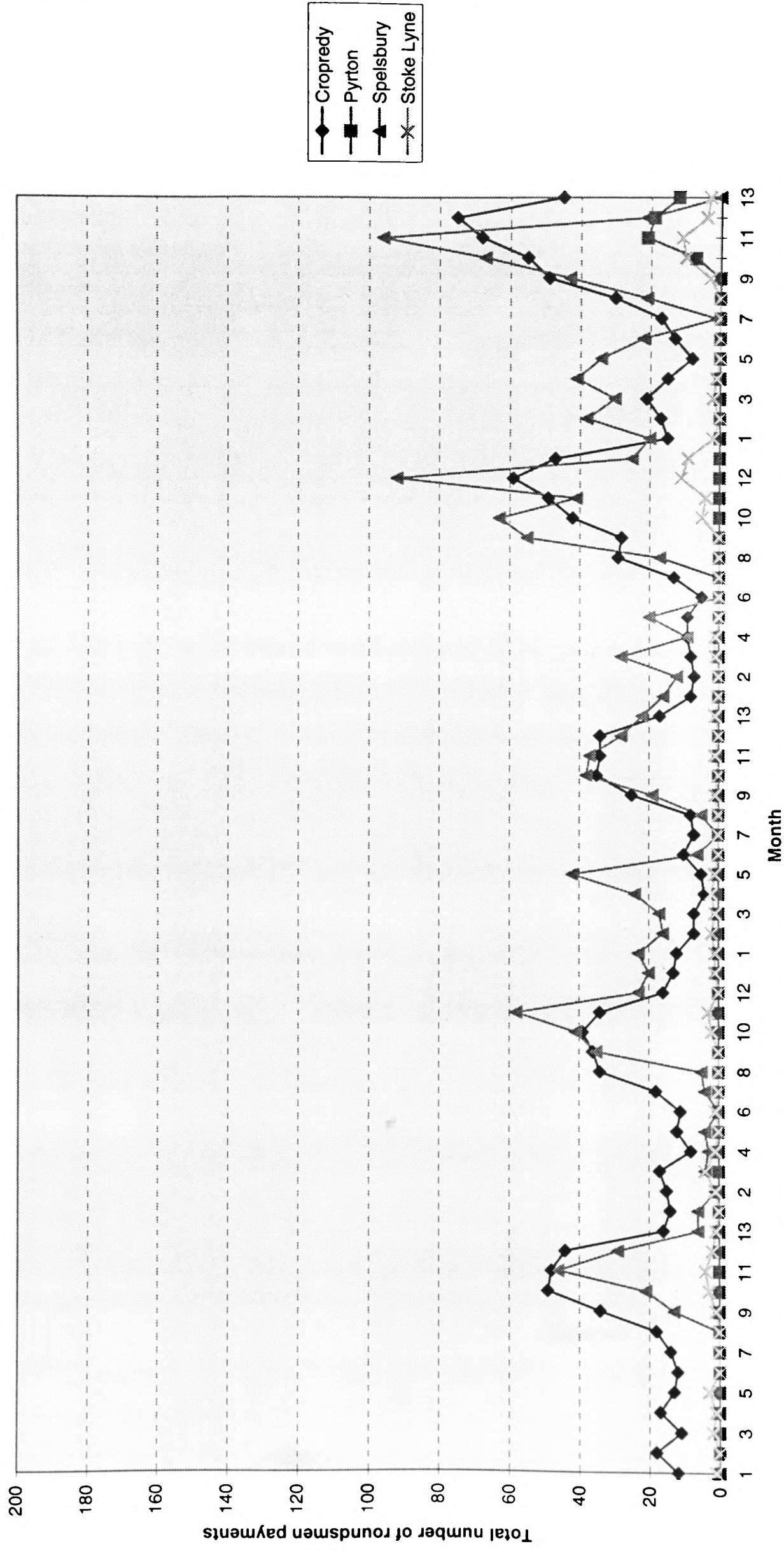


Fig. 6.21. (a) Monthly payments to non-able-bodied poor at Cropredy, 1815-16 to 1819-20

Source: OA, Par. Cropredy, b.12

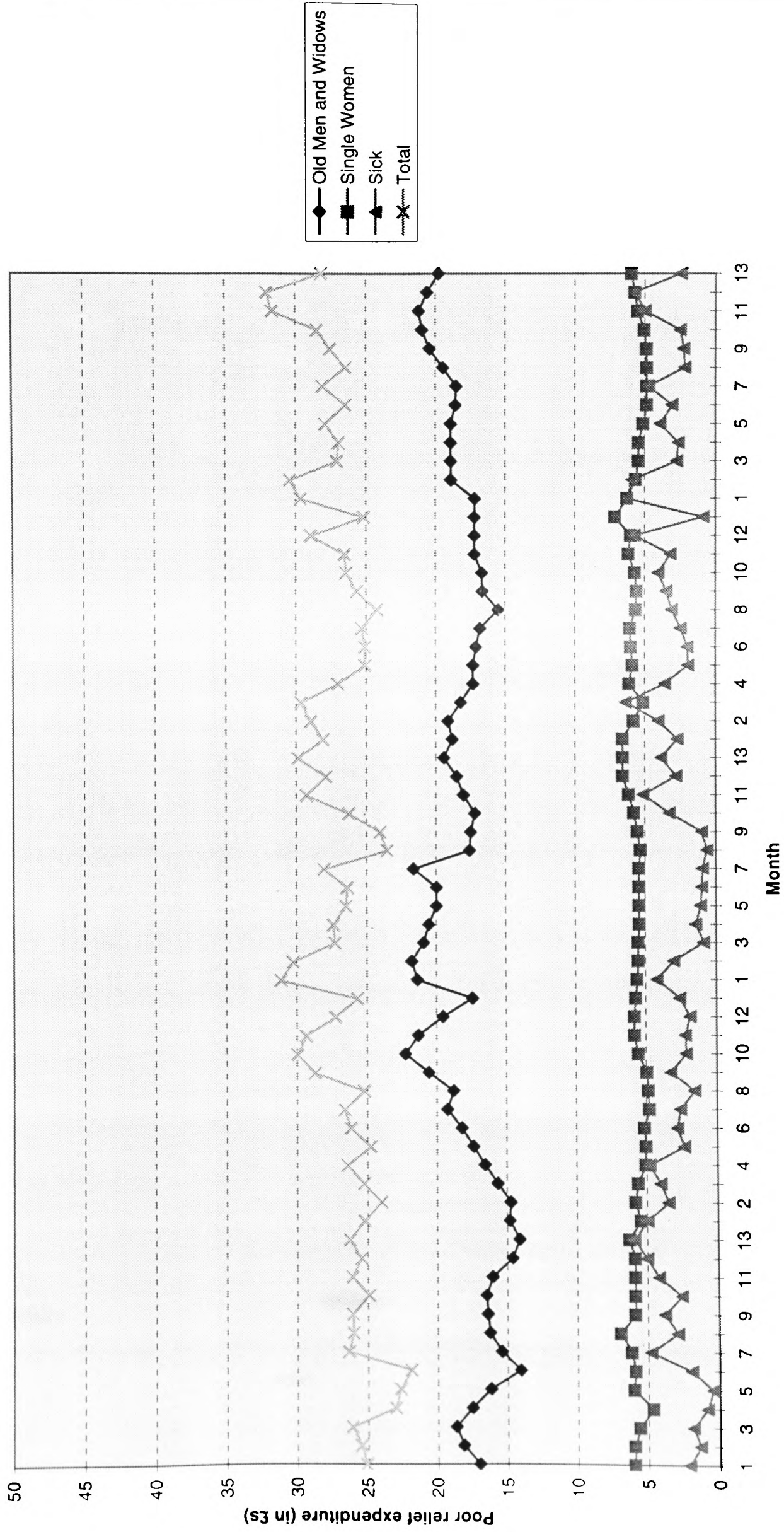


Fig. 6.21. (b) Monthly payments to non-able-bodied poor at Pyrton, 1815-16 to 1819-20

Source: OA.Par.Pyrton,c.7

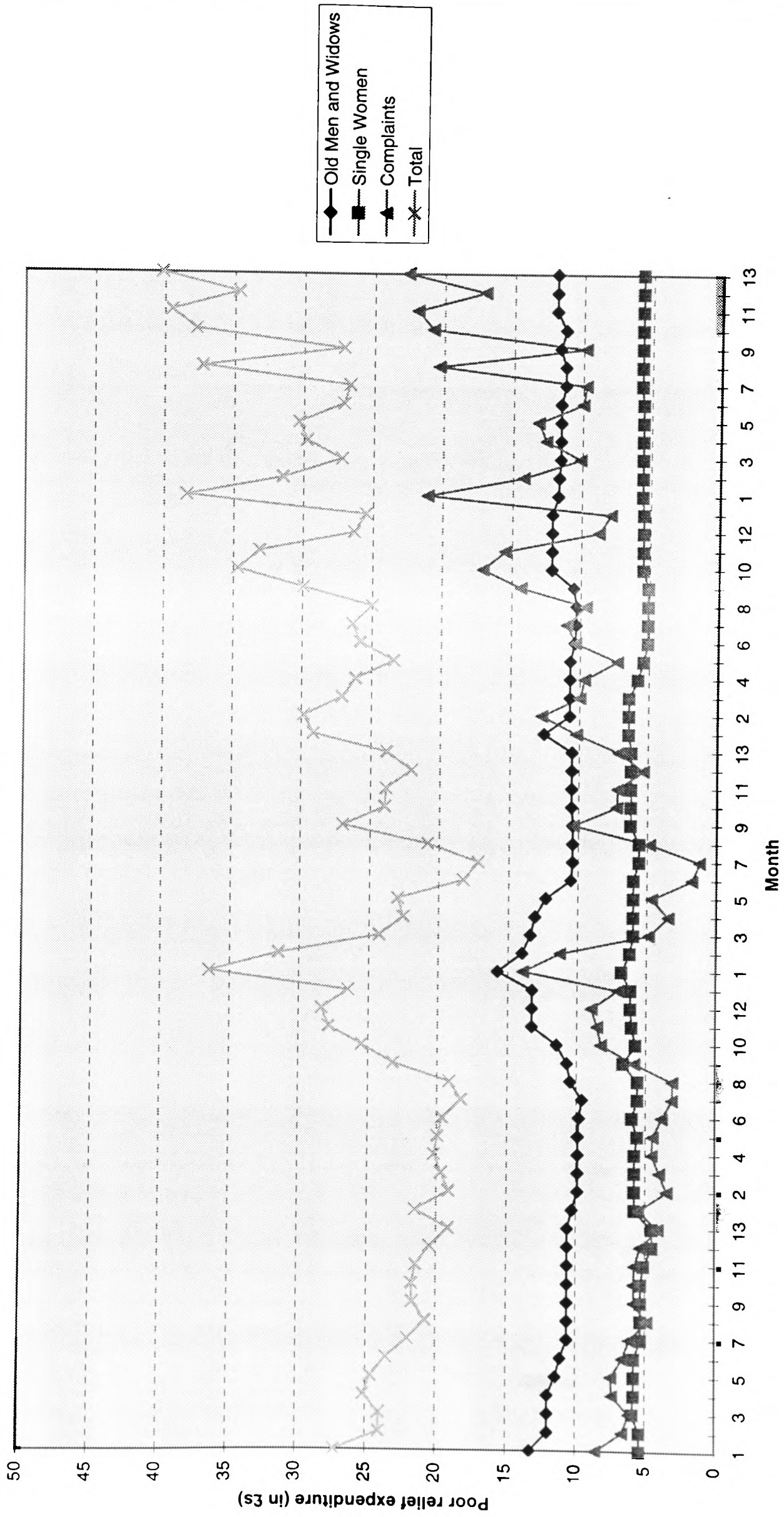


Fig. 6.21. (c/i) Monthly payments to non-able-bodied poor at Spelsbury, 1815-16 to 1819-20

Source: OA.Par.Spelsbury,b.7

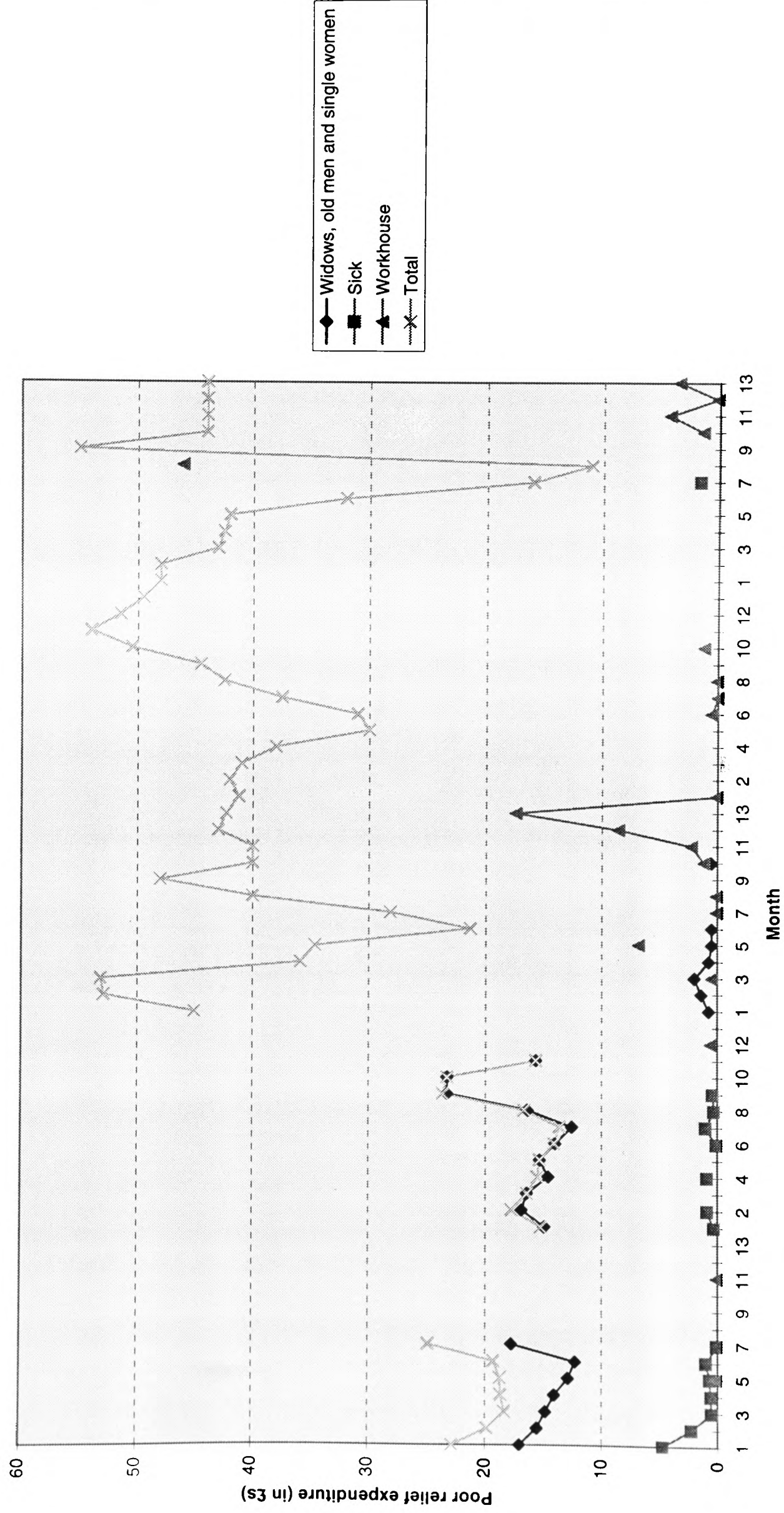


Fig. 6.21. (c/ii) Total monthly payments to poor at Spelsbury, 1815-16 to 1819-20

Source: OA.Par.Spelsbury,b.7

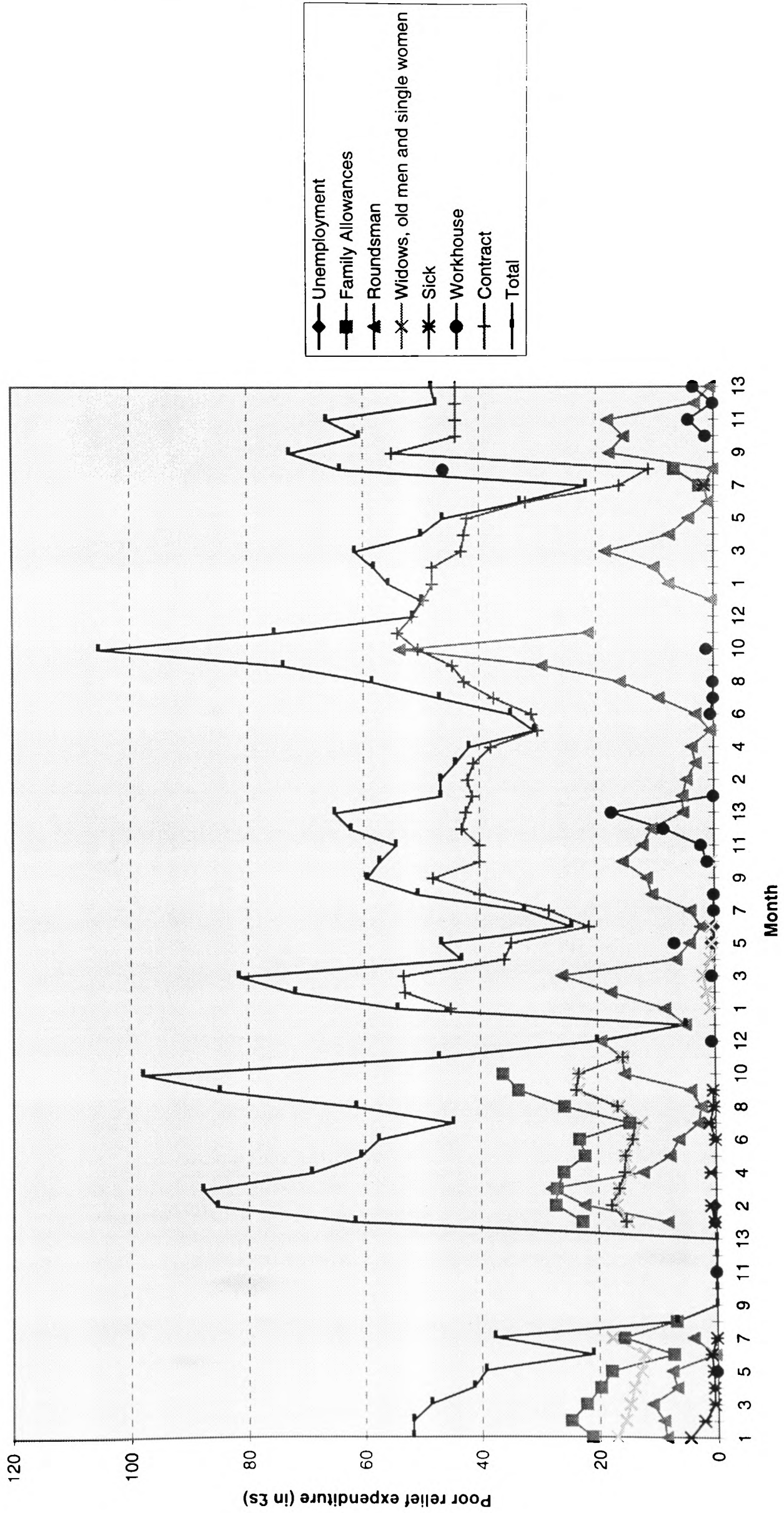


Fig. 6.21. (d) Monthly payments to non-able-bodied poor at Stoke Lyne, 1815-16 to 1819-20

Source: OA.Par.Misc.Cor.1/2

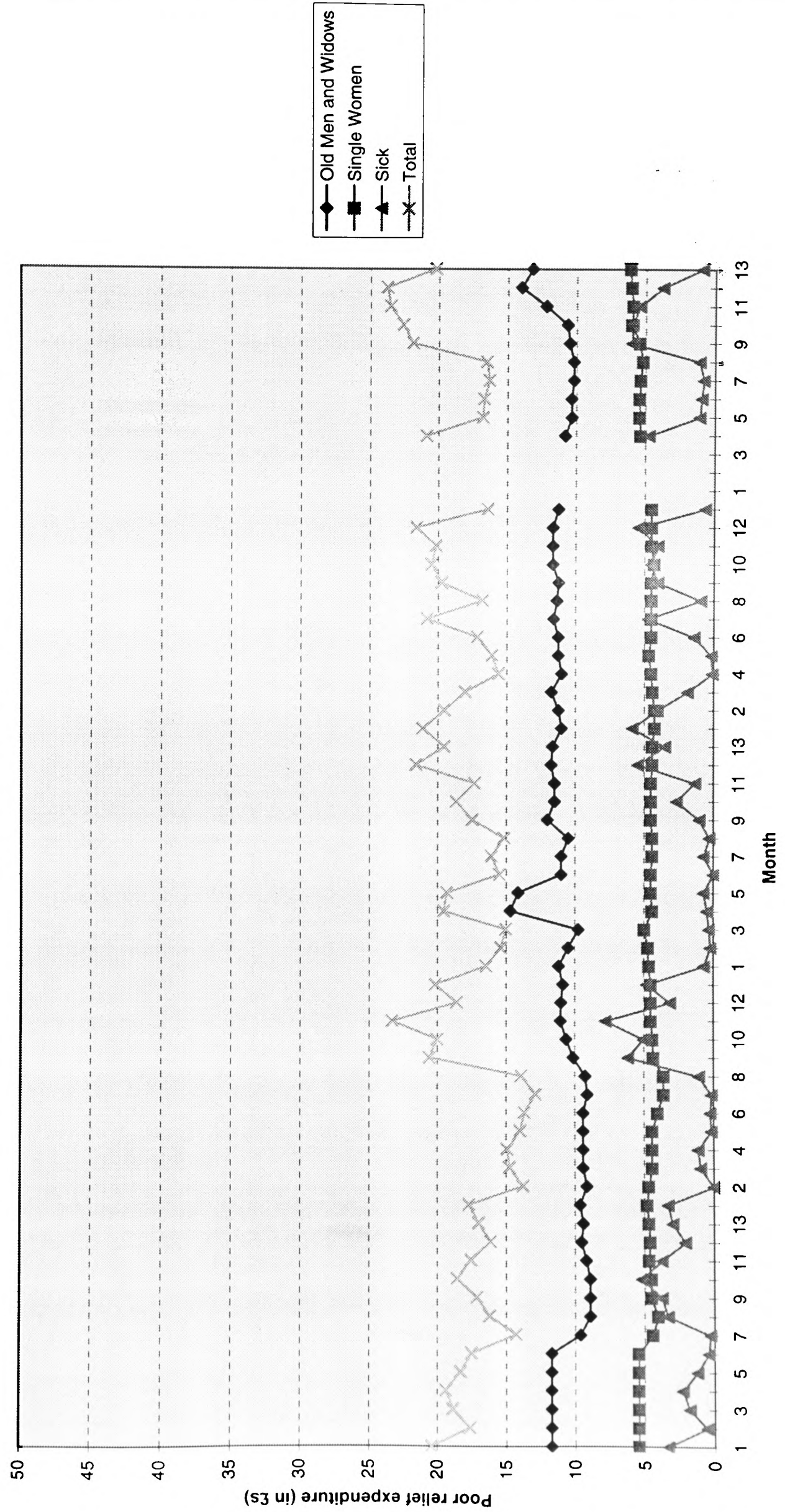


Fig. 6.22. (a) Monthly payments to able-bodied poor at Cropredy, 1815-16 to 1819-20

Source: OA.Par.Cropredy.b.12

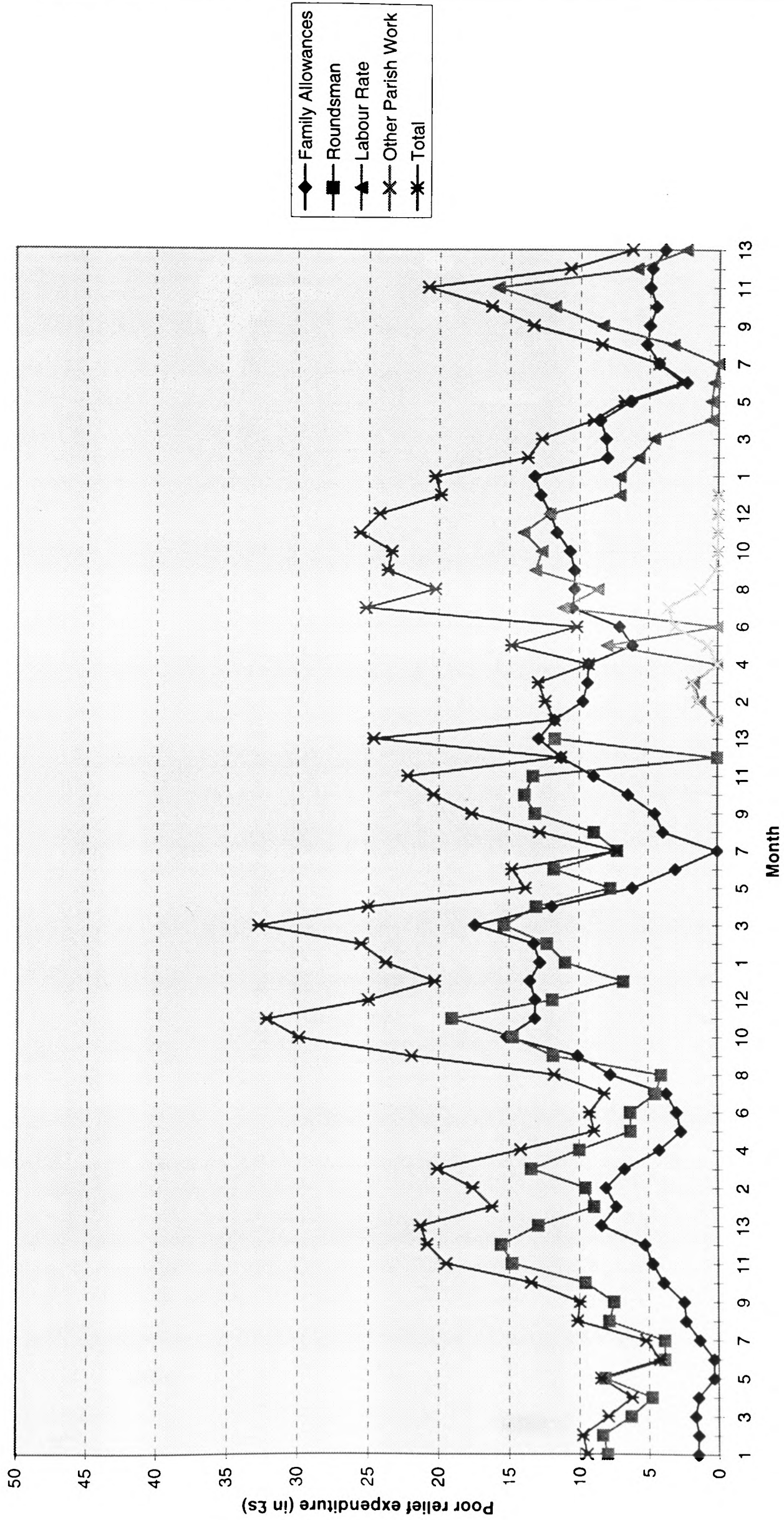


Fig. 6.22. (b) Monthly payments to able-bodied poor at Pyrton, 1815-16 to 1819-20

Source: OA, Par. Pyrton, c.7

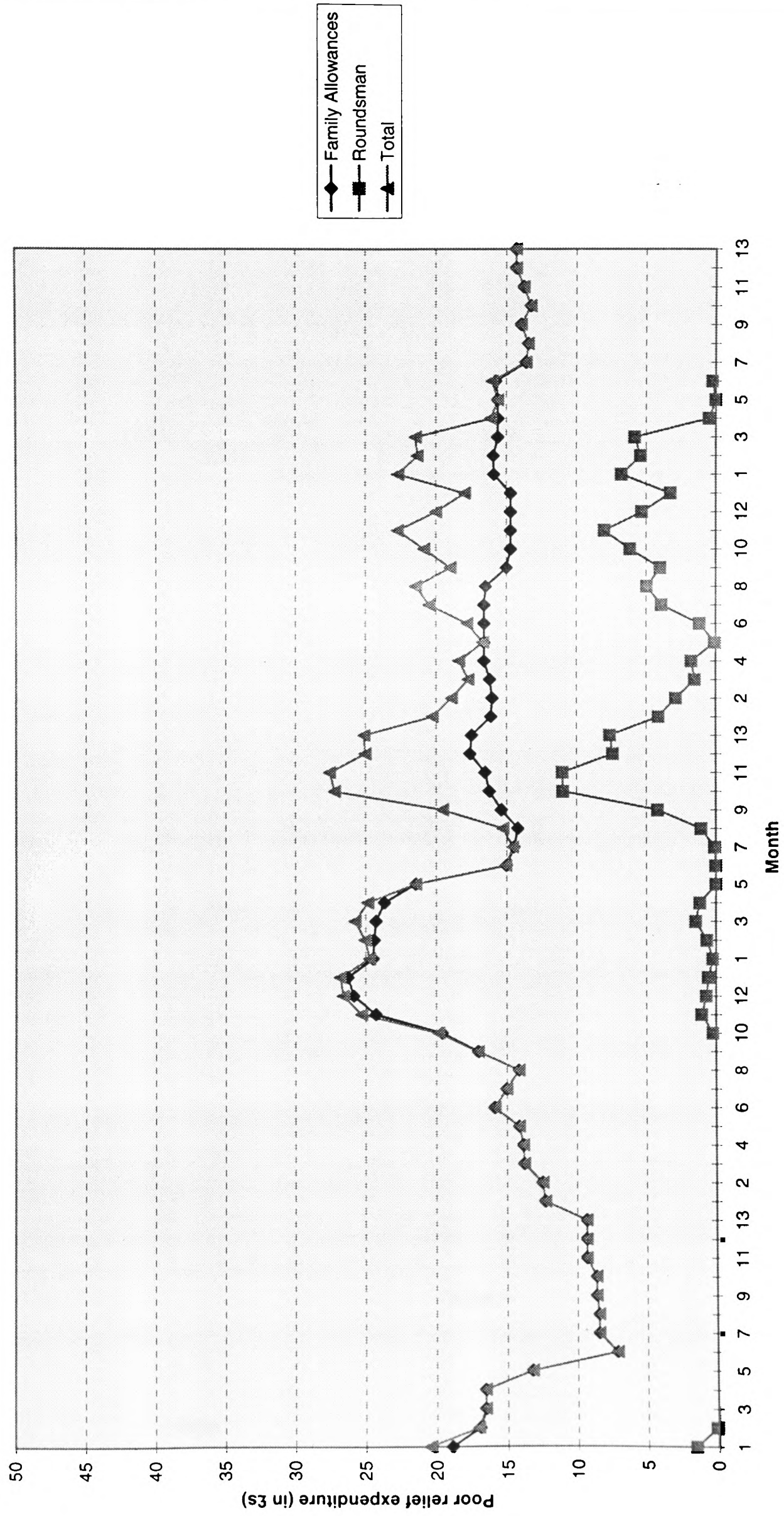


Fig. 6.22. (c) Monthly payments to able-bodied poor at Spelsbury, 1815-16 to 1819-20

Source: OA.Par.Spelsbury,b.7

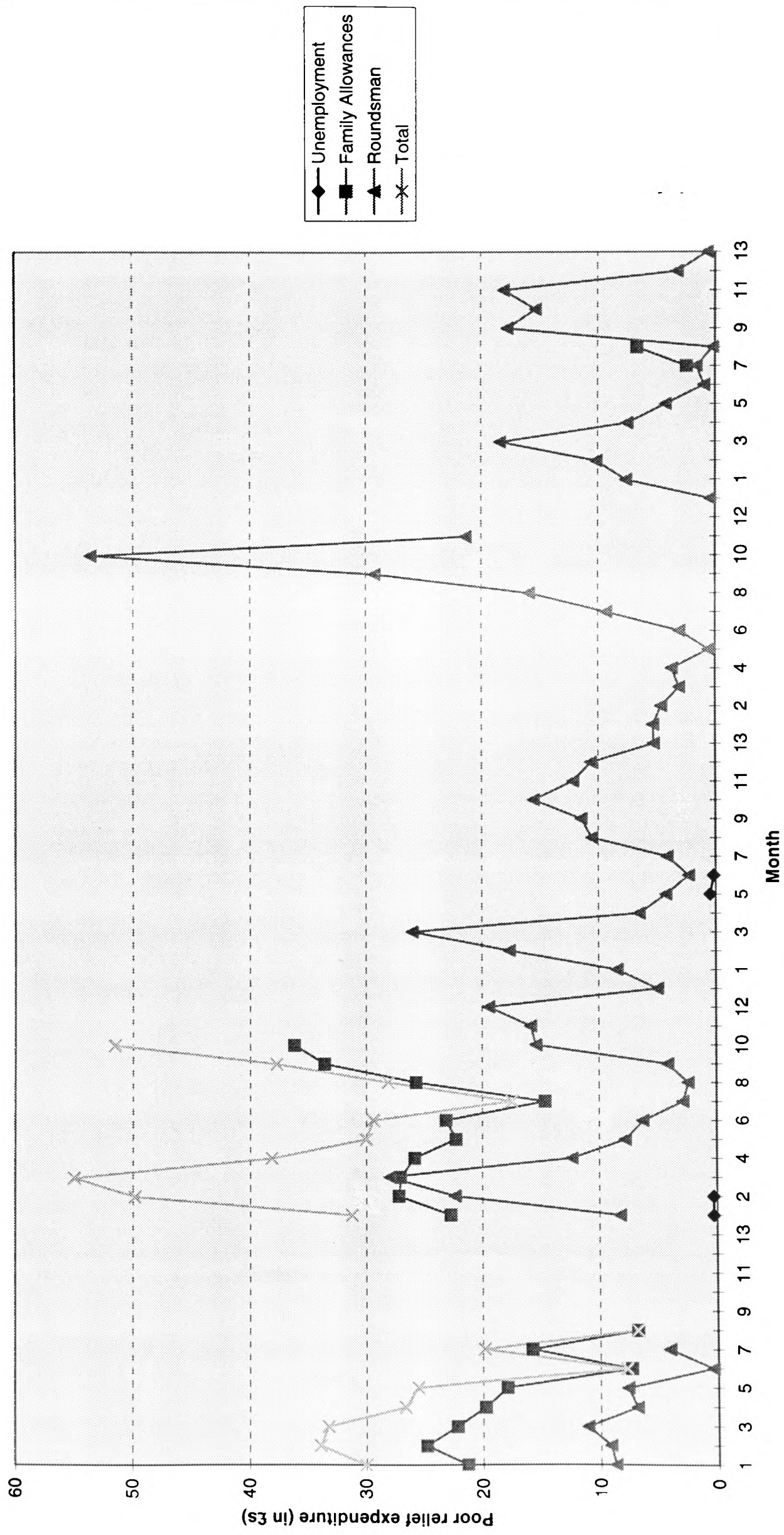


Fig. 6.22. (d) Monthly payments to able-bodied poor at Stoke Lyne, 1815-16 to 1819-20

Source: OA.Misc.Cor.I/2

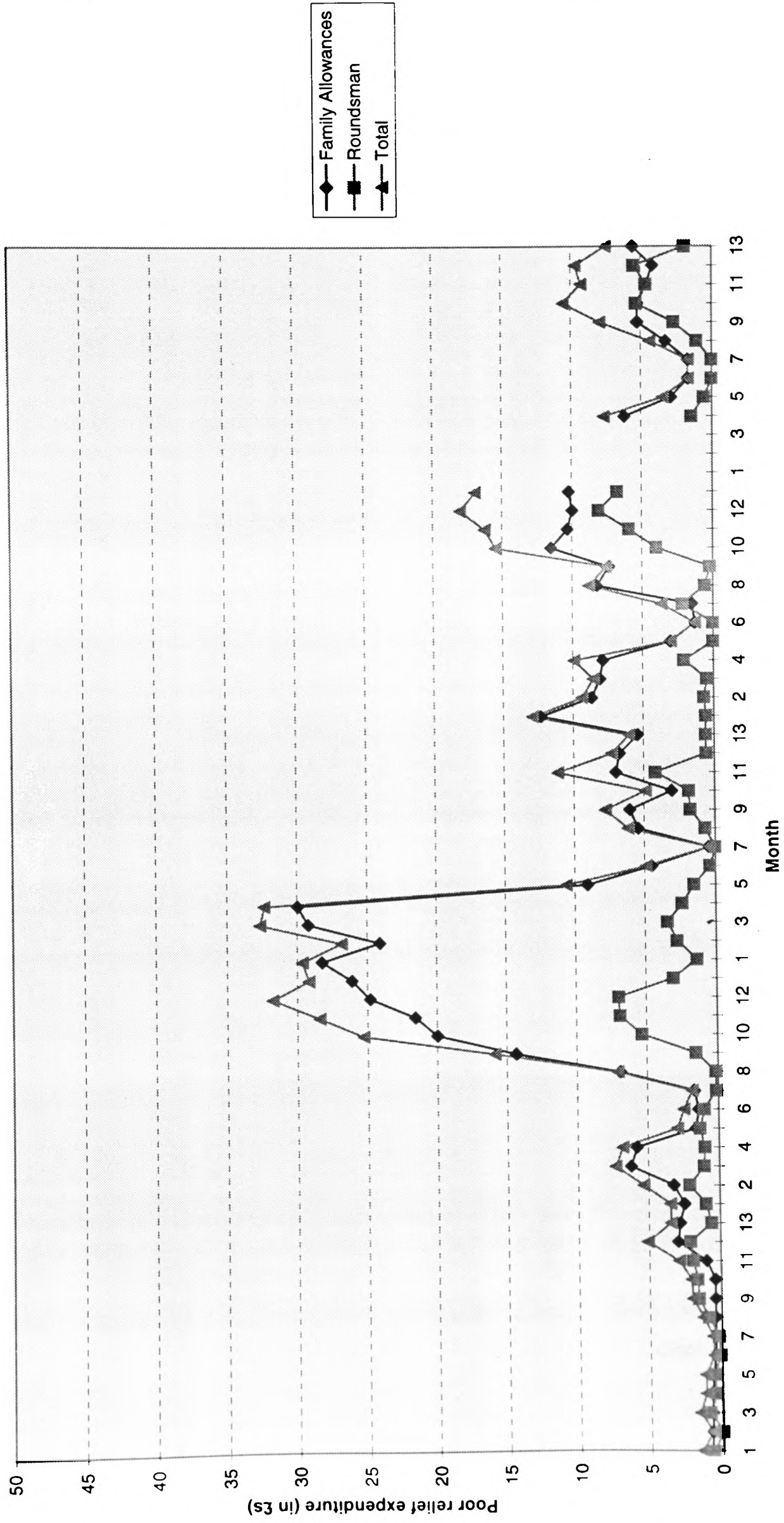


Fig. 6.23. Average number of weekly family allowance payments, 1815-16 to 1819-20

Sources: See Fig. 6.25. (a)

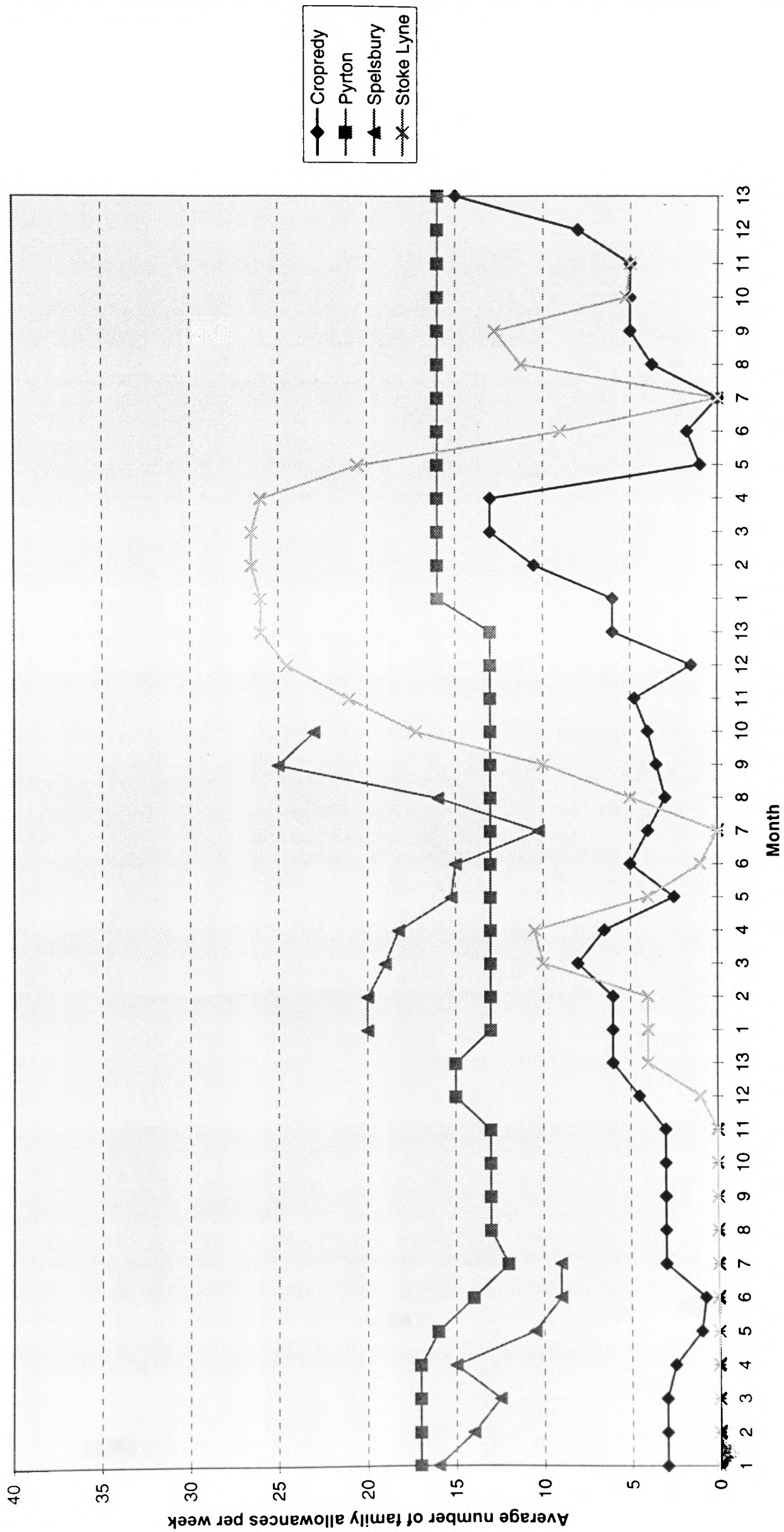


Fig. 6.24. (a) Allowance scales for two children, 1815-16 to 1819-20

Sources: OA.Par.Cropredy,b.12; OA.Par.Pyrton,c.7; OA.Par.Spelsbury,b.7; OA.Misc.Cor.I/2

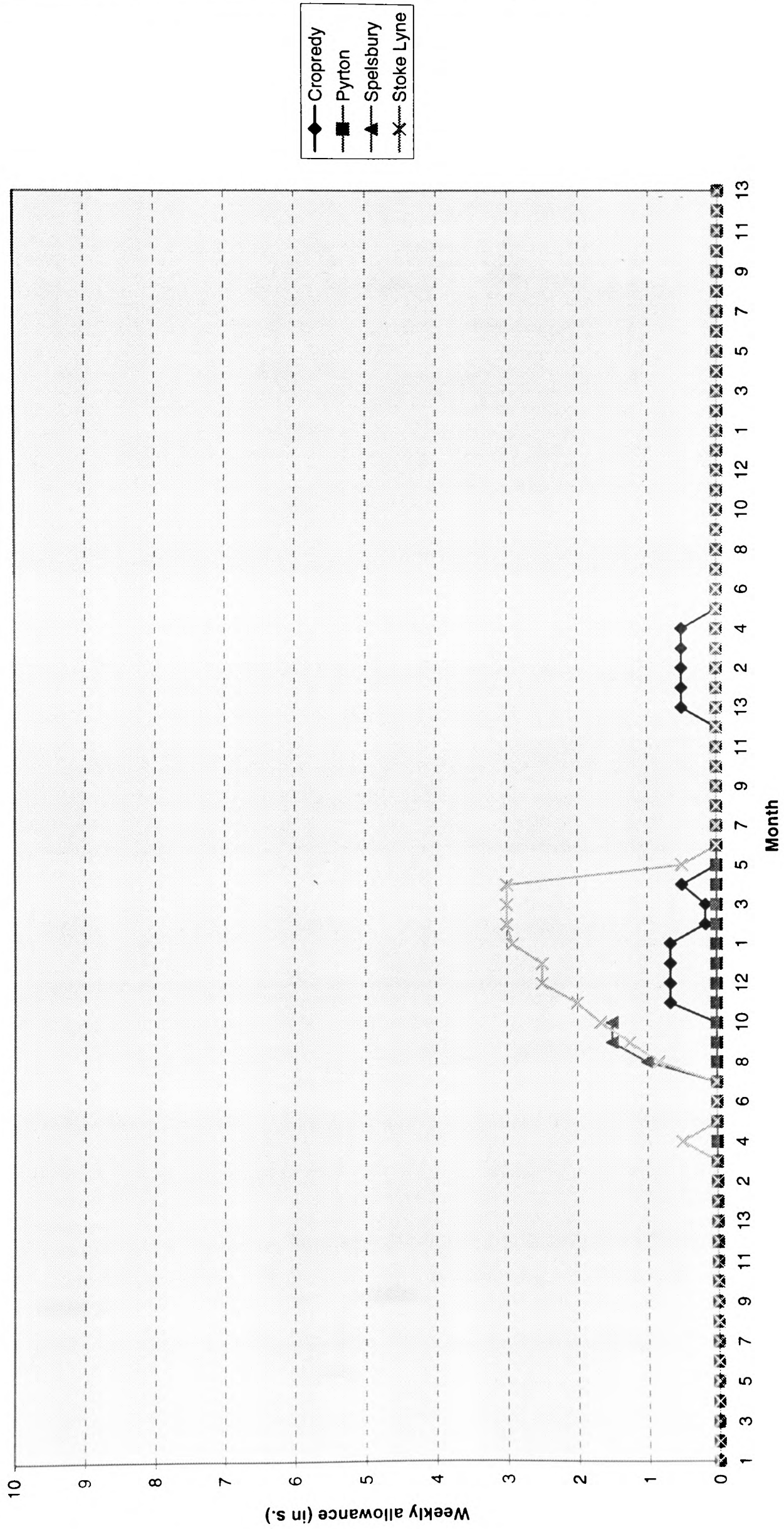


Fig. 6.24. (b) Allowance scales for three children, 1815-16 to 1819-20

Sources: See Fig. 6.24. (a)

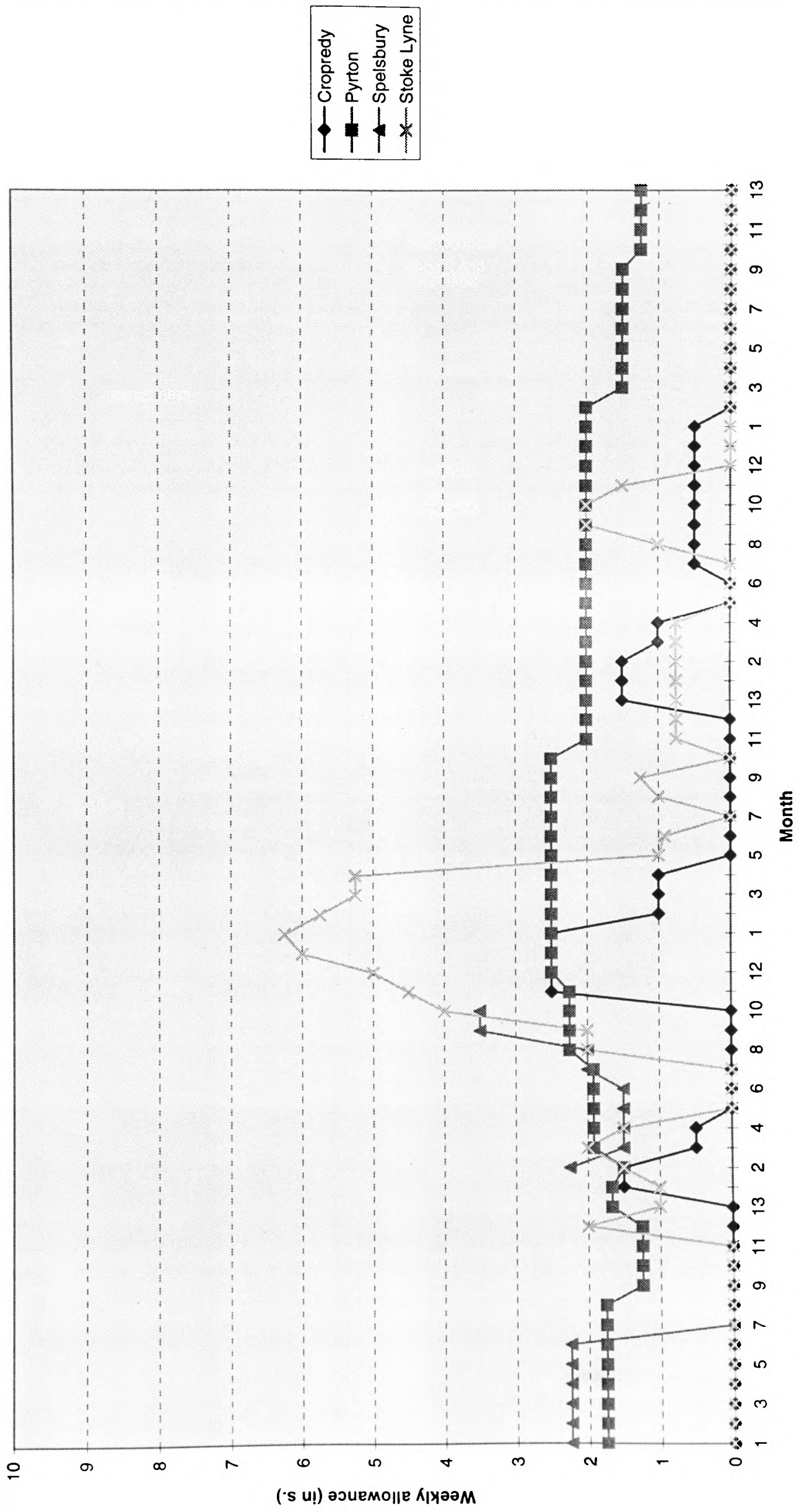


Fig. 6.24. (c) Allowance scales for four children, 1815-16 to 1819-20

Sources: See Fig. 6.24. (a)

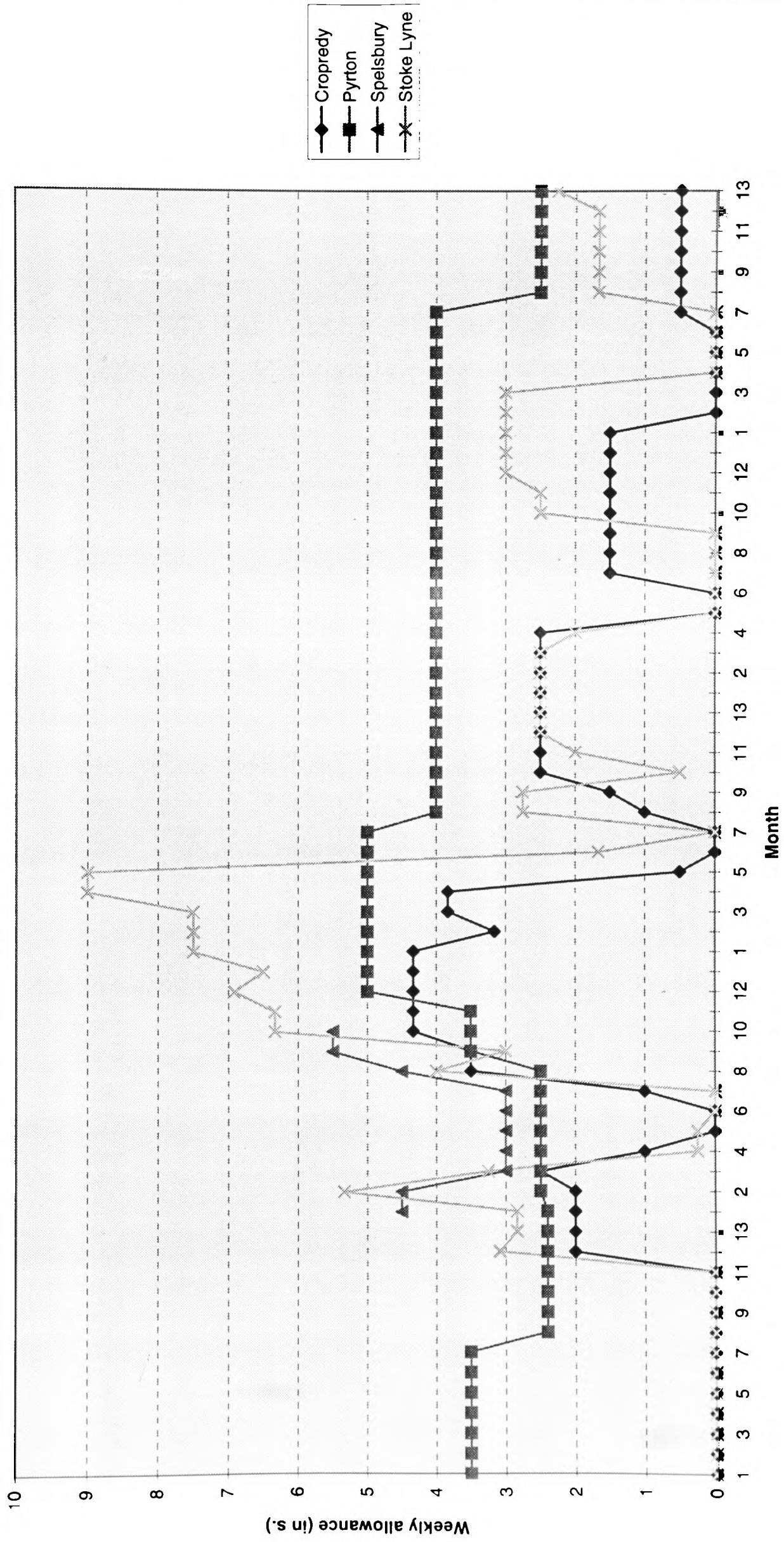


Fig. 6.25. Total number of roundsman payments each month, 1815-16 to 1819-20

Sources: See Fig. 6.22. (a)

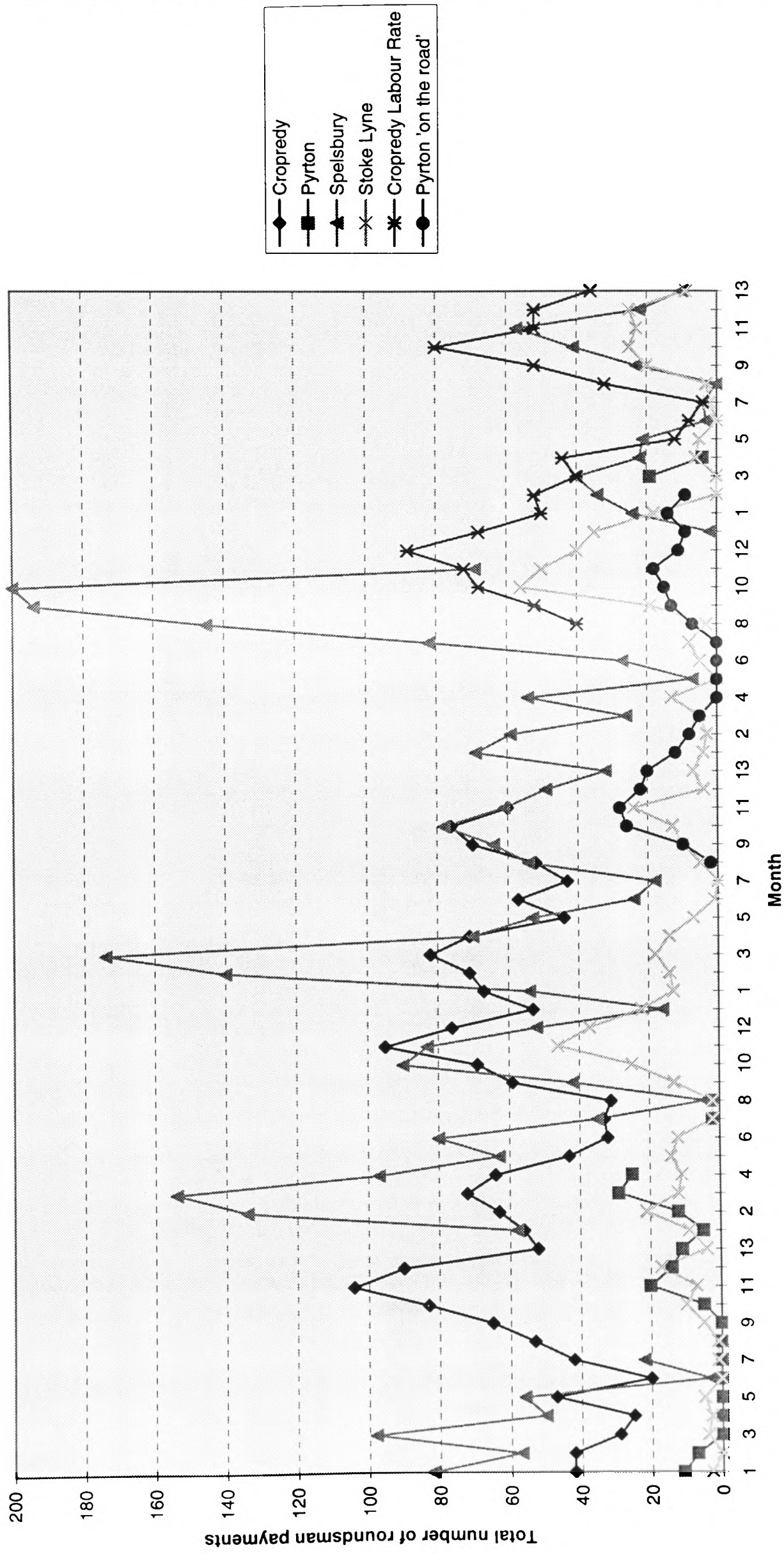


Fig. 6.26. Monthly bread prices in Oxfordshire, 1828-9 to 1832-3

Sources: *JO.J*; *OA.Par.Horspath,b.5*; *OA.Par.Stanton St. John,b.5*

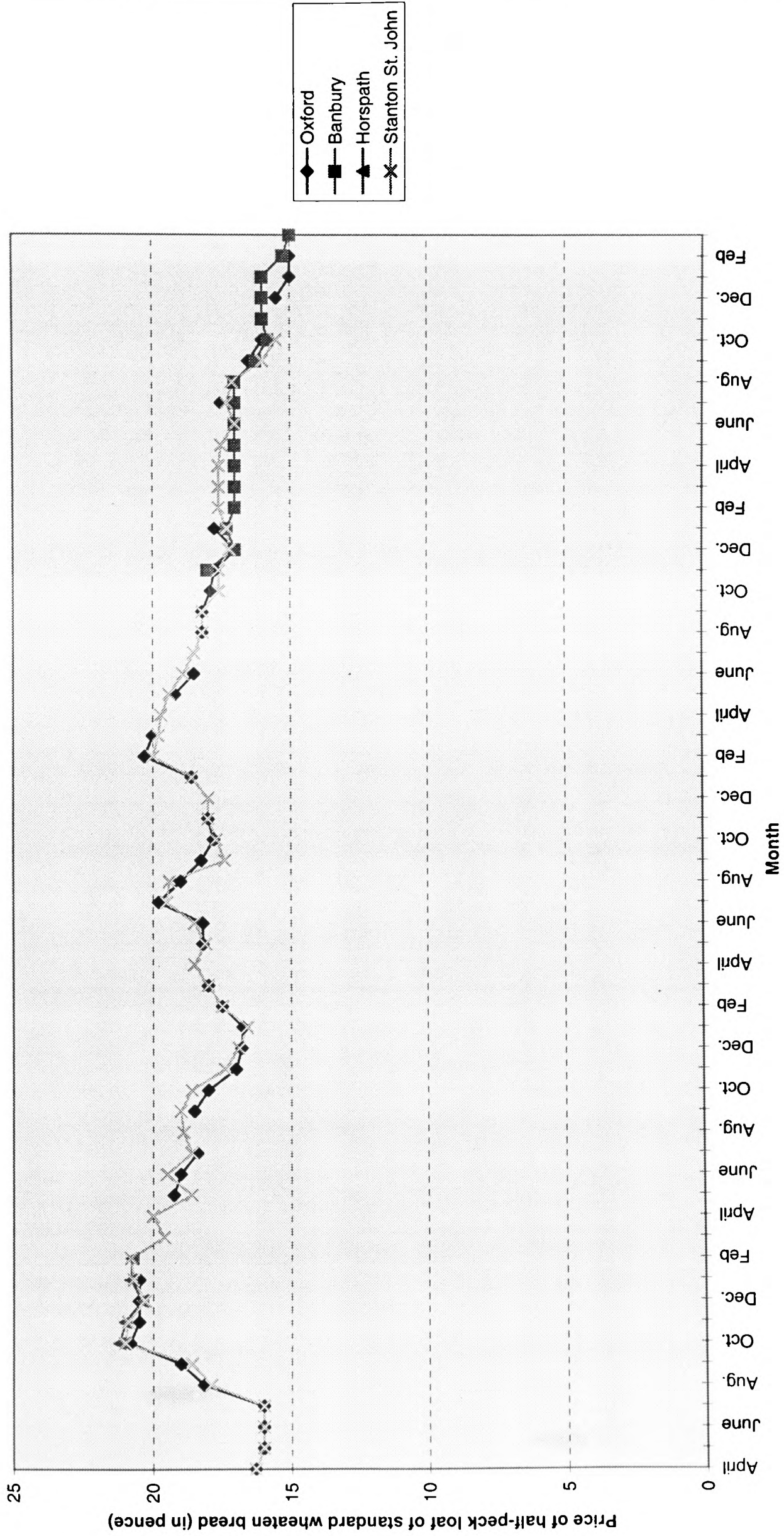


Fig. 6.27. (a) Monthly payments to non-able-bodied poor at Cropredy, 1828-9 to 1832-3

Source: OA.Par.Cropredy, b.13-14

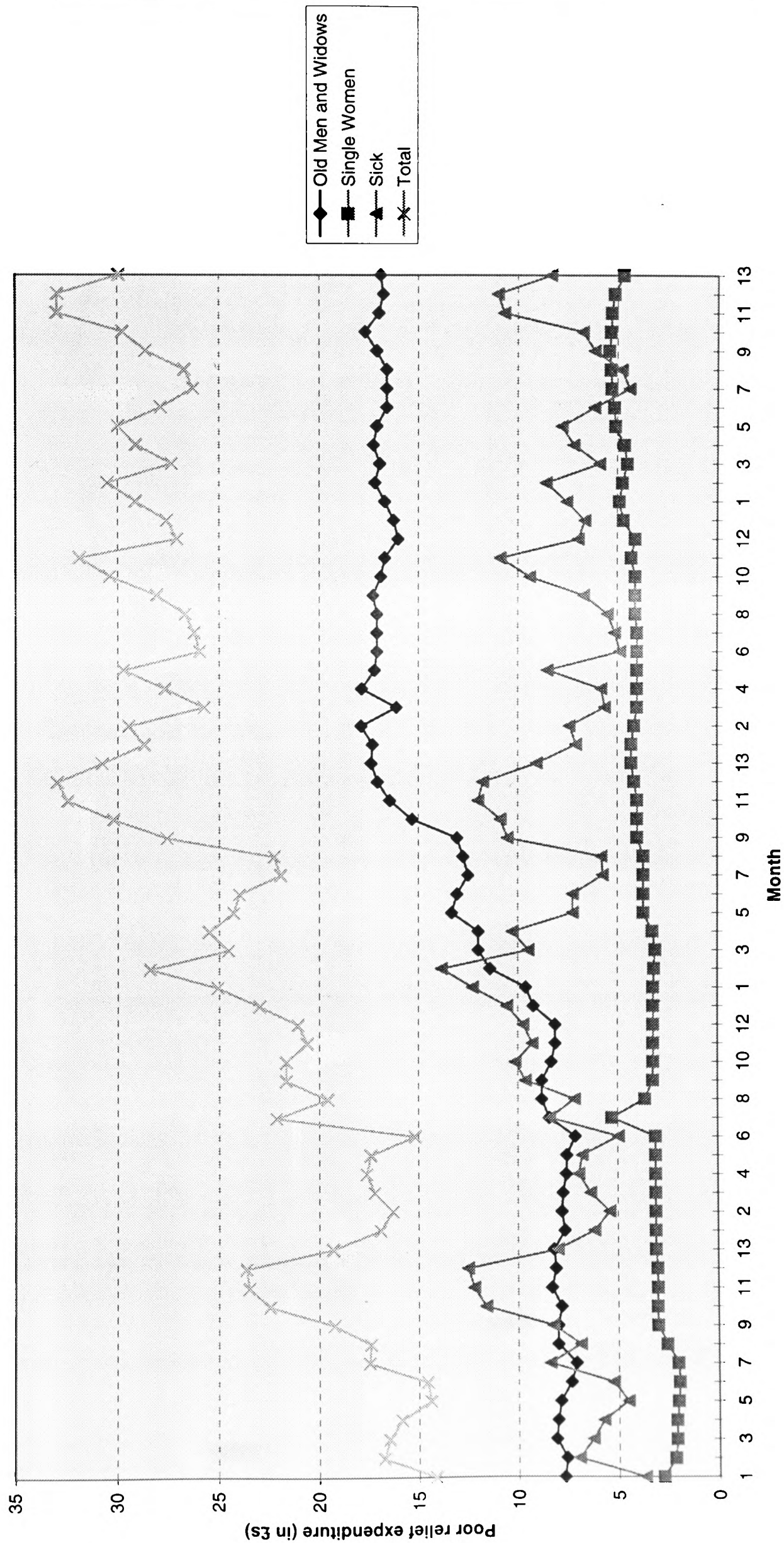


Fig. 6.27. (b) Monthly payments to non-able-bodied poor at Pyrton, 1828-9 to 1832-3

Source: OA.Par.Pyrton,c.8

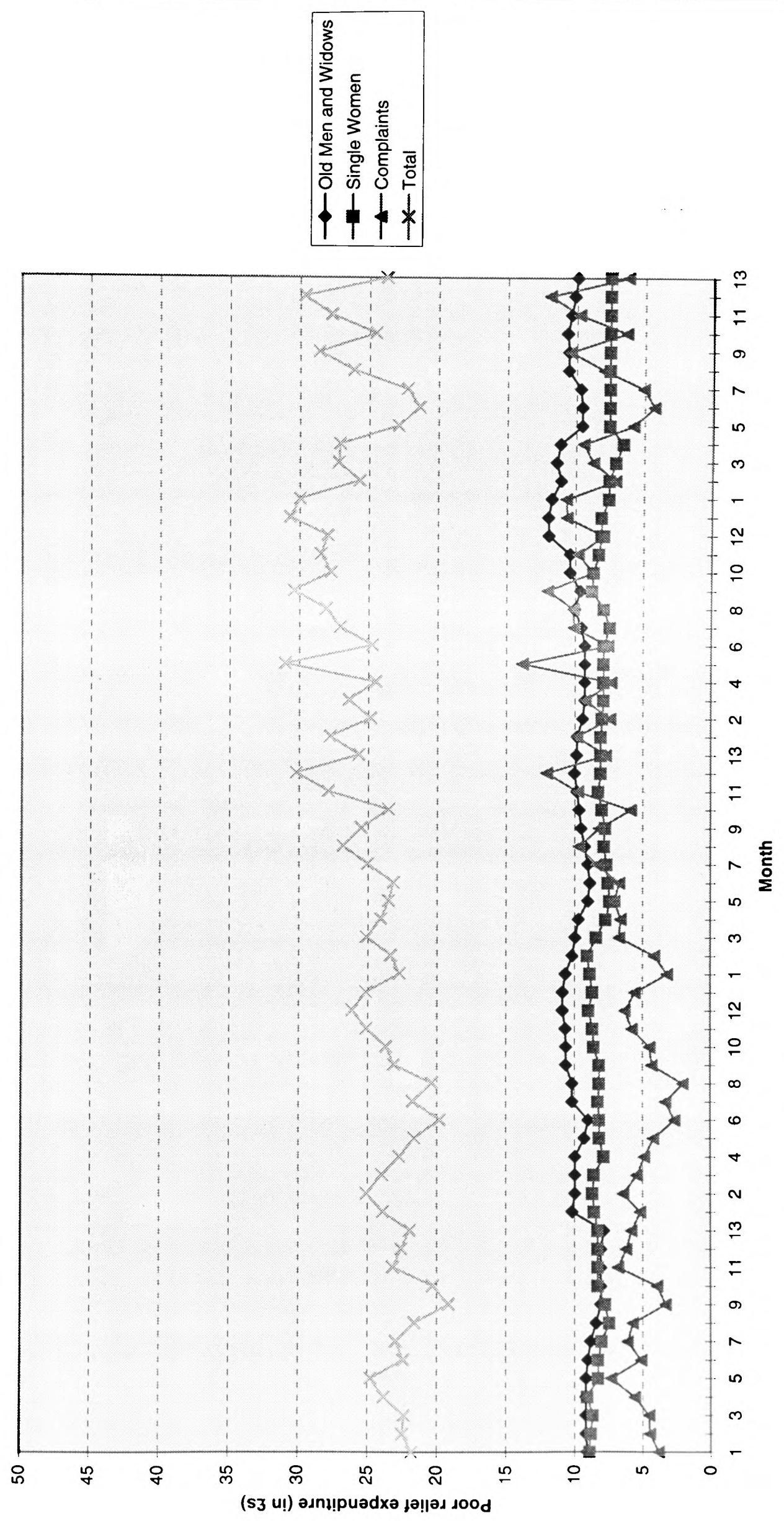


Fig. 6.27 (c) Monthly payments to non-able-bodied poor at Spelsbury, 1828-9 to 1832-3

Sources: OA.Par.Spelsbury,f.3,f.4

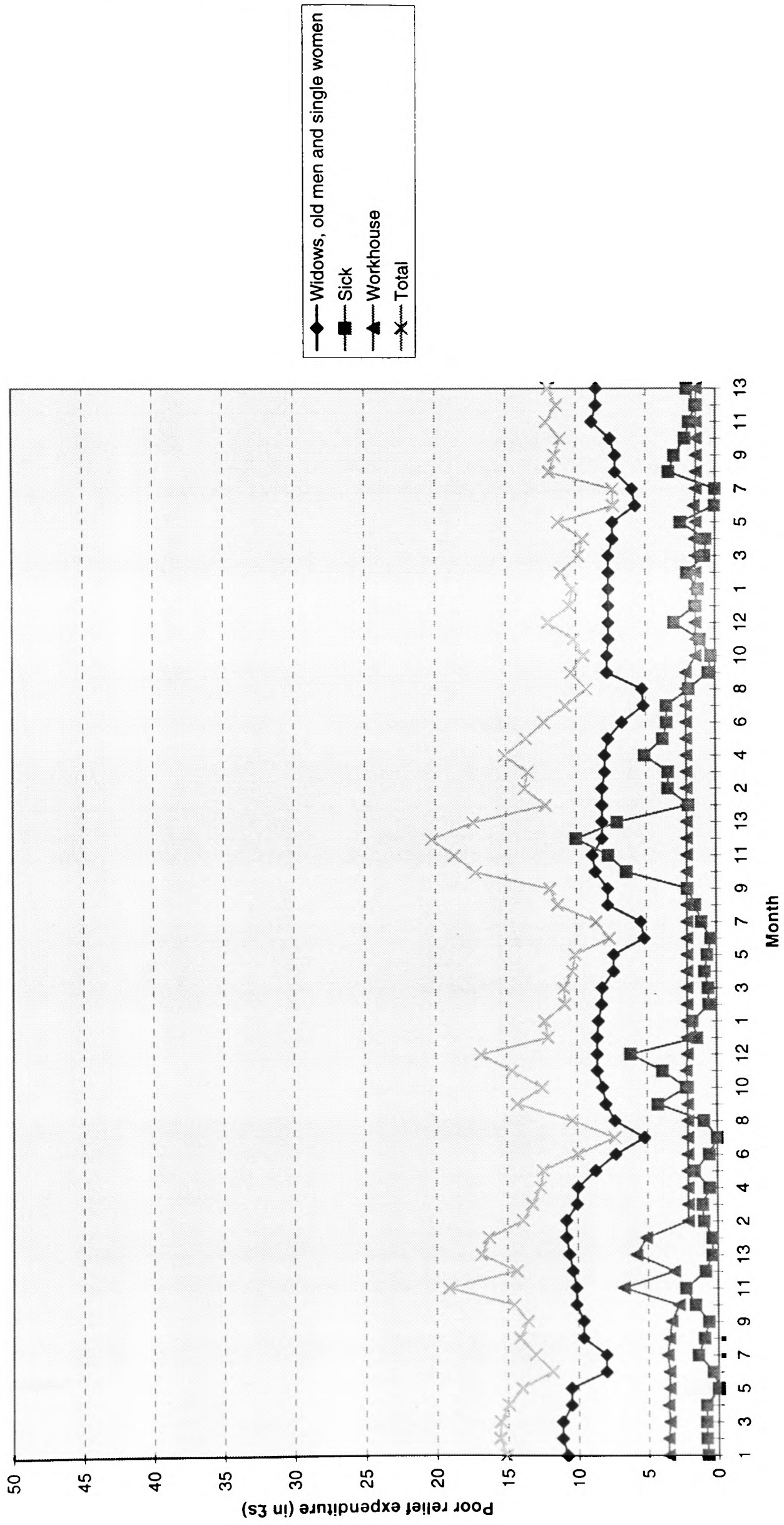


Fig. 6.27. (d) Monthly payments to non-able-bodied poor at Stoke Lyne, 1828-9 to 1832-3

Sources: OA.Misc.Cor.I/3,Misc.Cor.I/4

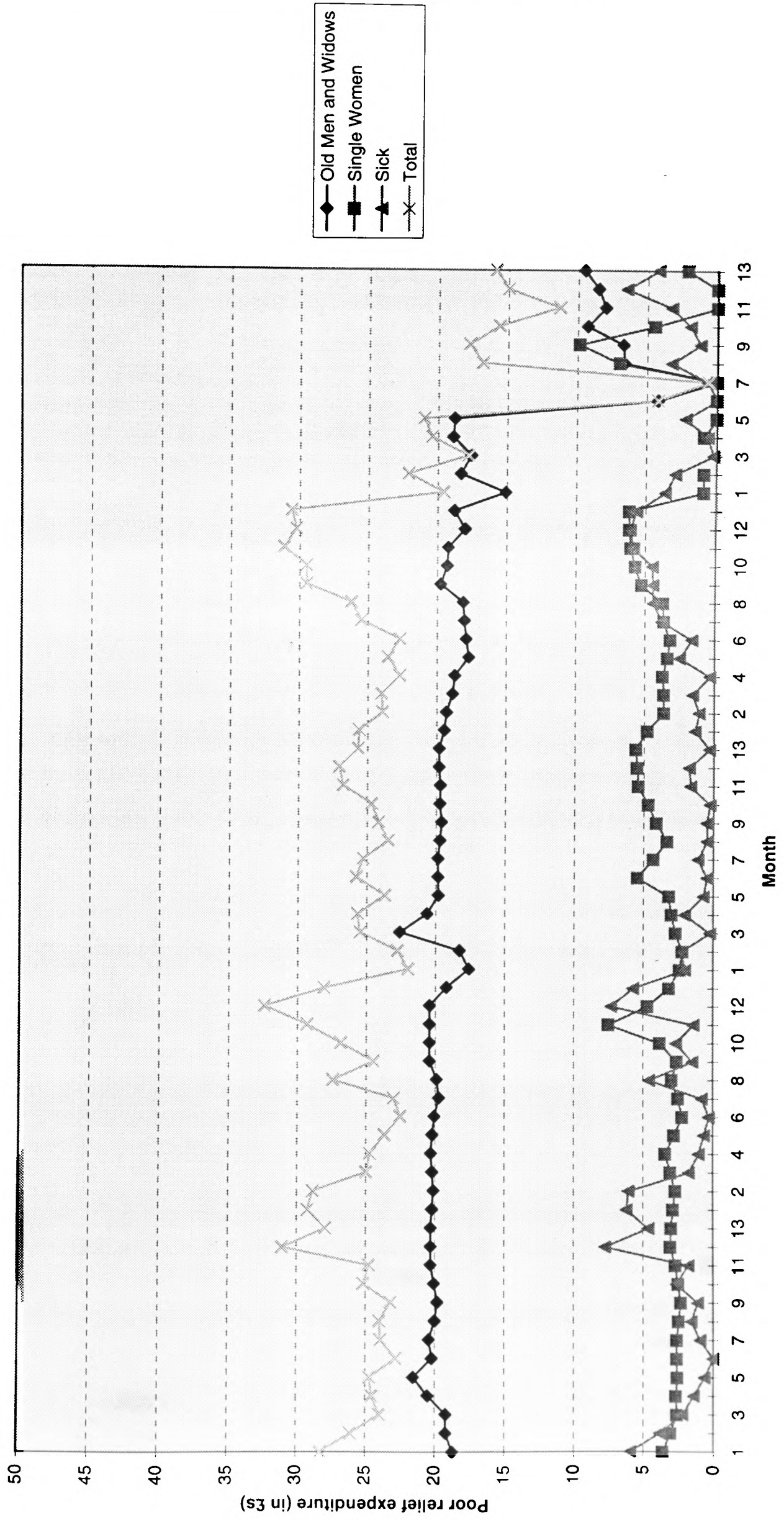


Fig. 6.28. (a) Monthly payments to able-bodied poor at Cropredy, 1828-9 to 1832-3

Source: OA, Par. Cropredy, b.14

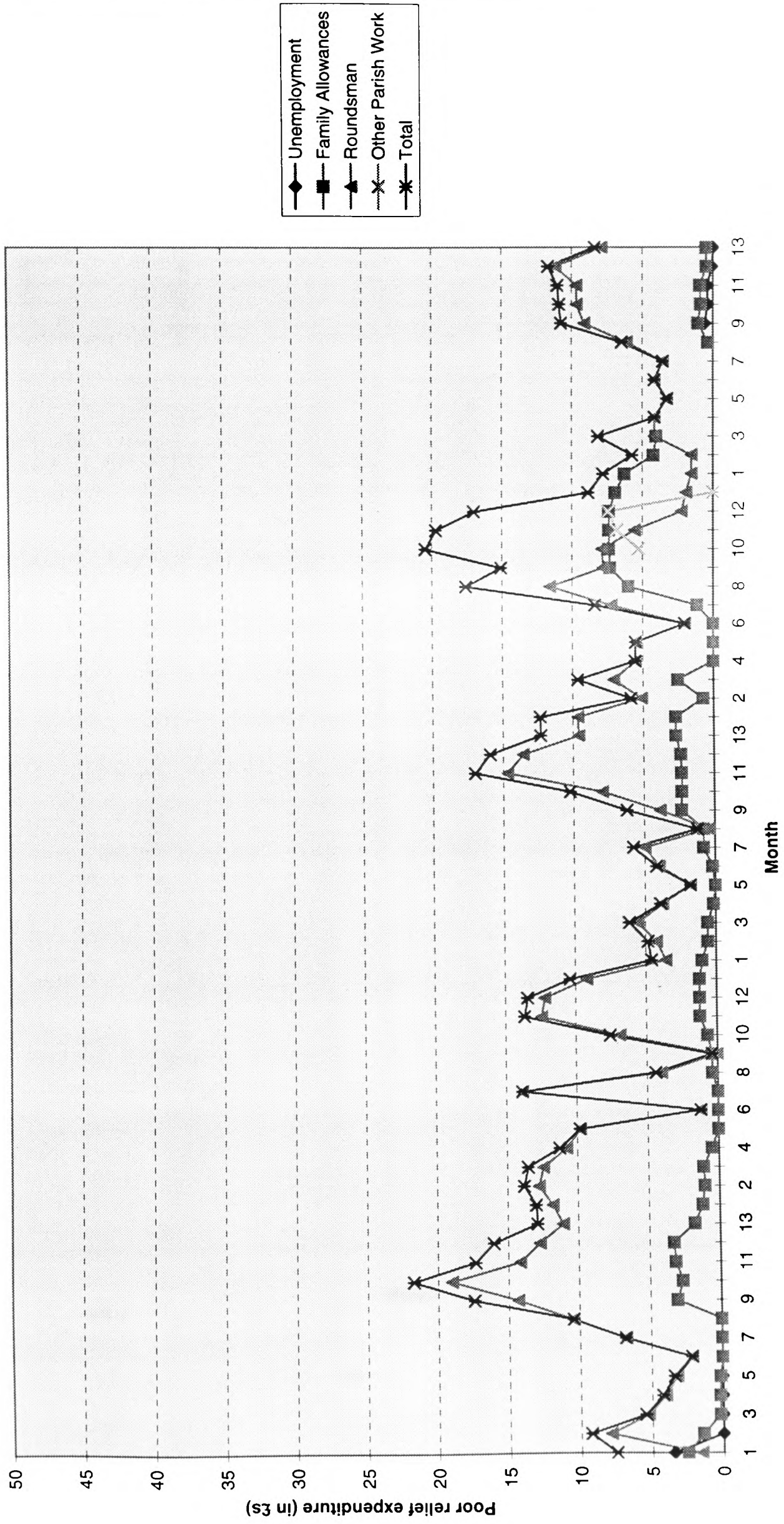


Fig. 6.28. (b) Monthly payments to able-bodied poor at Pyrton, 1828-9 to 1832-3

Source: OA.Par.Pyrton,c.8

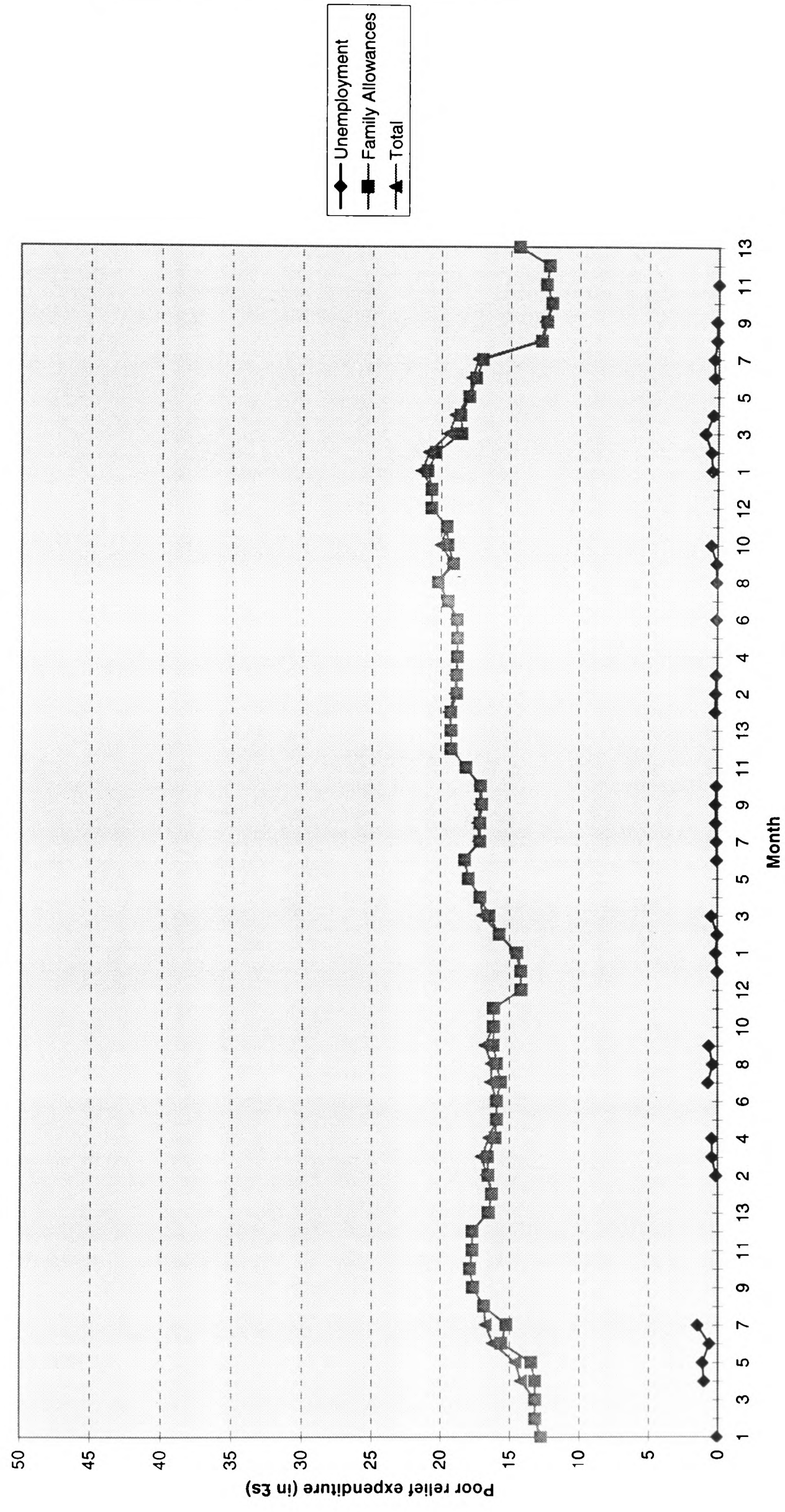


Fig. 6.28. (c) Monthly payments to able-bodied poor at Spelsbury, 1828-9 to 1832-3

Sources: OA.Par.Spelsbury,f.3,f.4

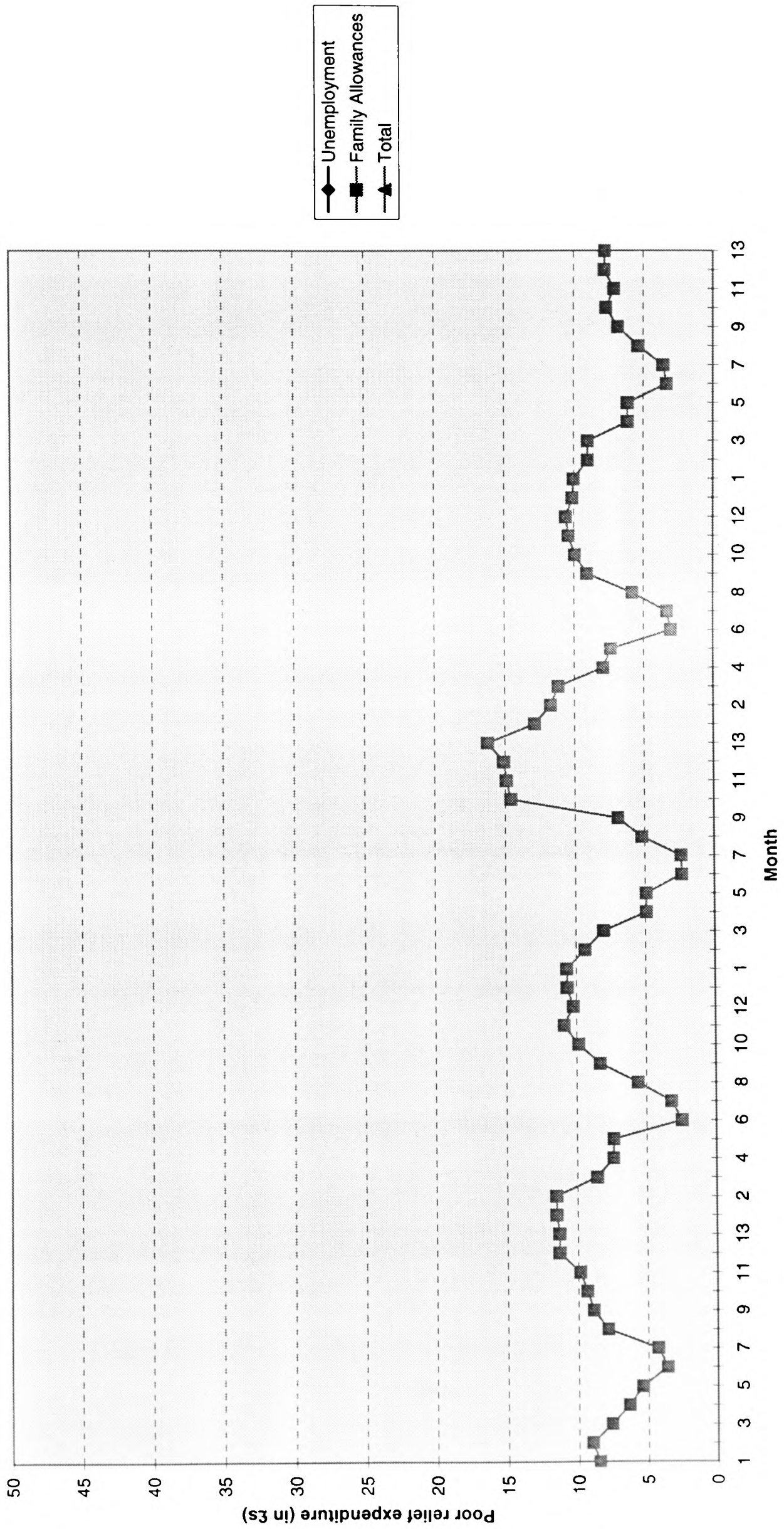


Fig. 6.28. (d) Monthly payments to able-bodied poor at Stoke Lyne, 1828-9 to 1832-3

Sources: OA.Misc.Cor.I/3,Misc.Cor.I/4

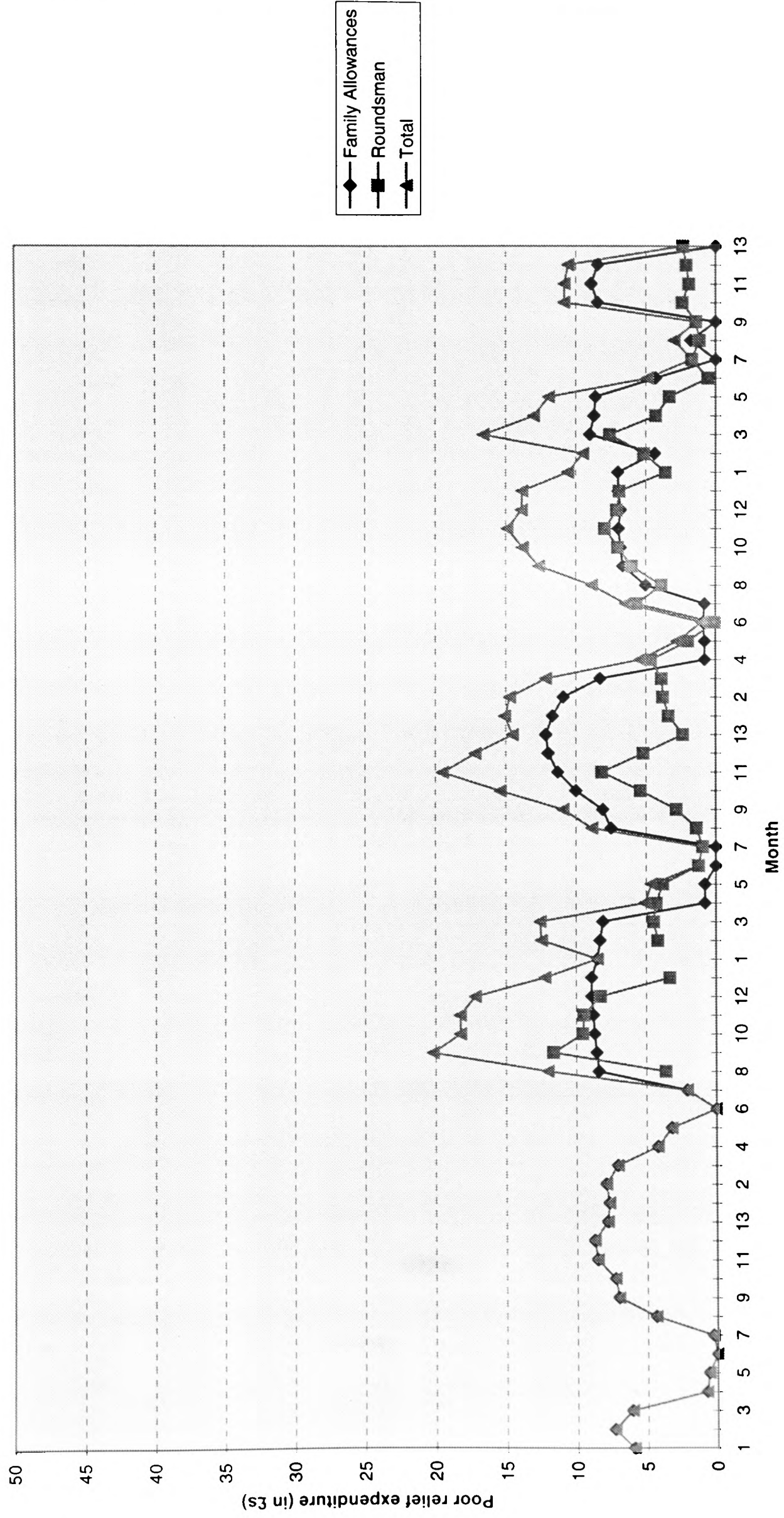


Fig. 6.29. (a) Allowance scales for two children, 1828-9 to 1832-3

Sources: OA.PAR.Cropredy,b.14; OA.Par.Pyrton,c.8; OA.Par.Spelsbury,f.3-4; OA.Misc.Cor.3-4

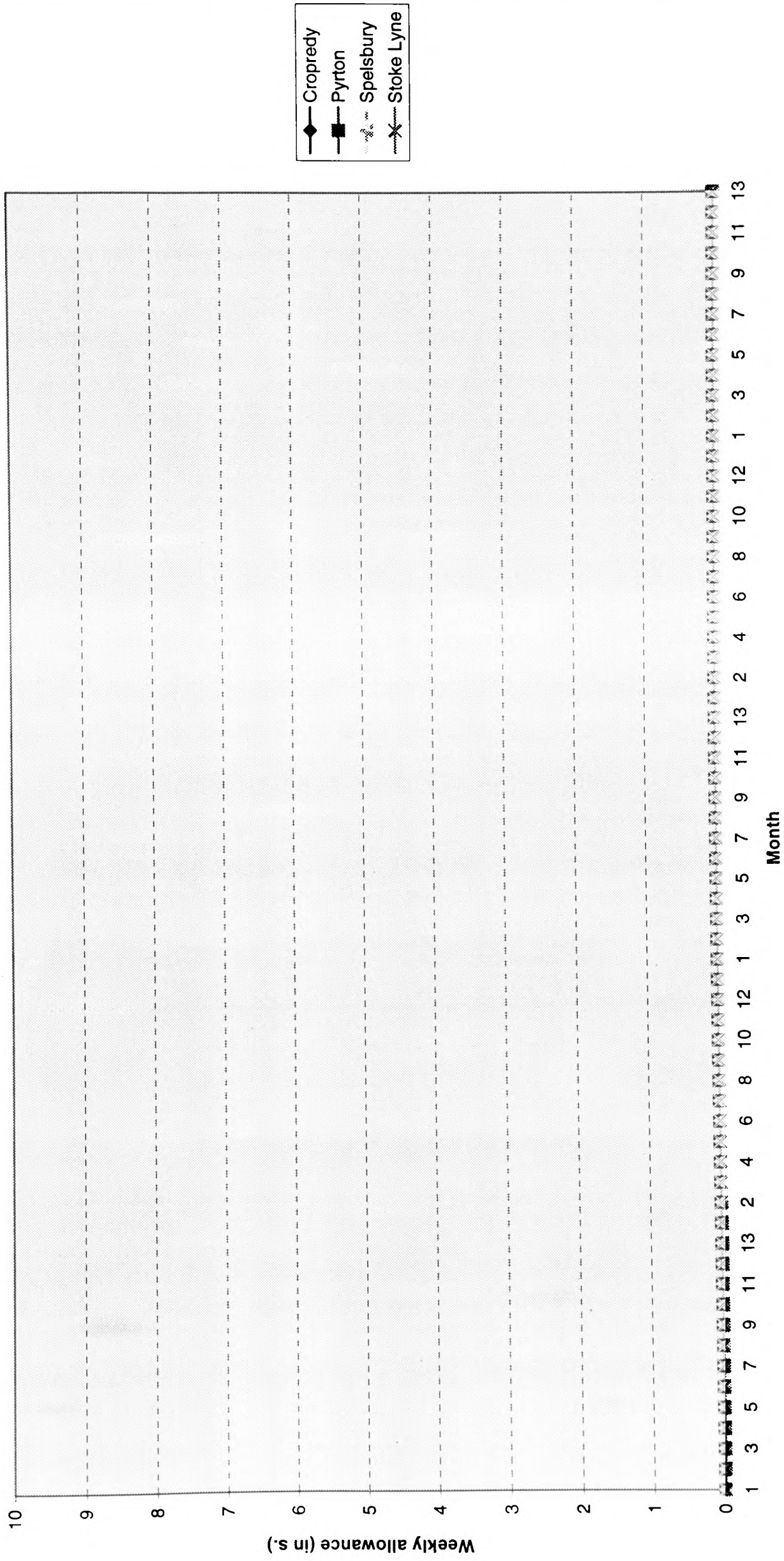


Fig. 6.29. (b) Allowances for three children, 1828-9 to 1832-3

Sources: See Fig. 6.29. (a)




Fig. 6.29. (c) Allowance scales for four children, 1828-9 to 1832-3

Sources: See Fig. 6.29. (a)




Fig. 6.29. (d) Allowance scales for five children, 1828-9 to 1832-3

Sources: See Fig. 6.29. (a)

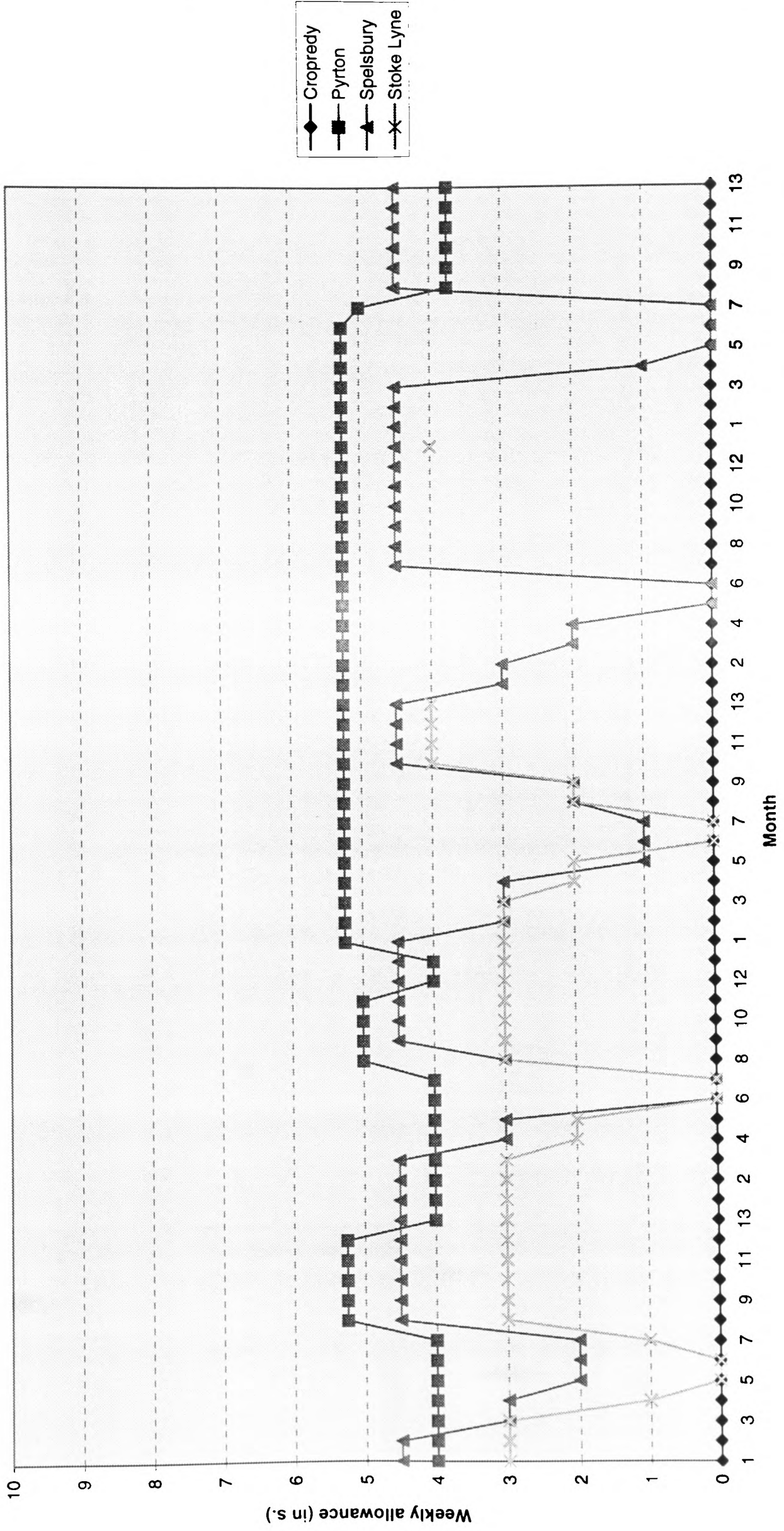


Fig. 6.30. Average number of weekly family allowance payments, 1828-9 to 1832-3

Sources: See Fig. 6.29. (a)

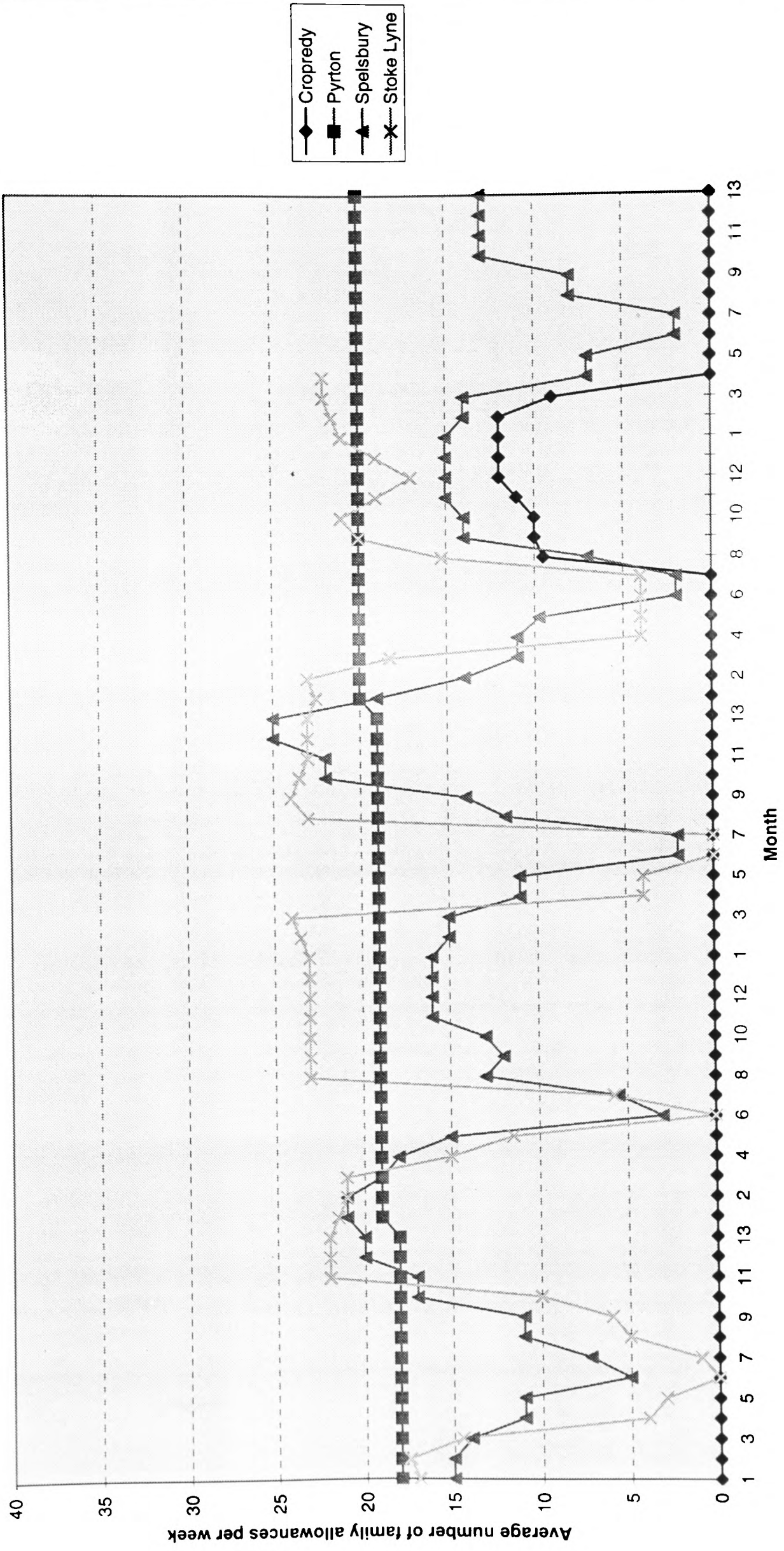


Fig. 6.31. Total number of roundsman payments each month, 1828-9 to 1832-3

Sources: See Fig. 6.28. (a)

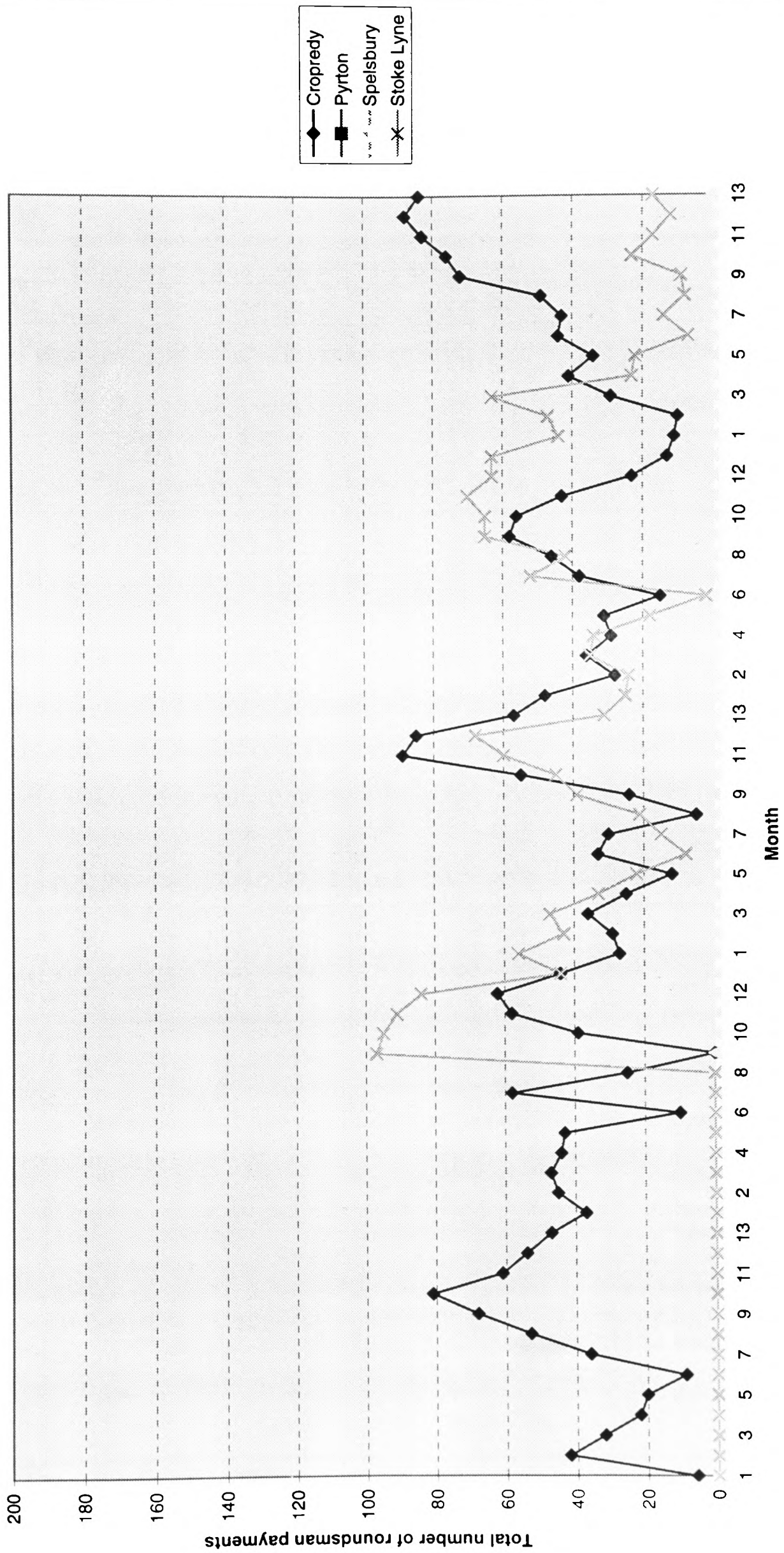


Fig. 6.32. Indexes of non-able-bodied expenditure and bread price, 1790-1 to 1834-5

Sources: OA.Par.Crorepdy,b.9-14; OA.Par.Pyrton,c.4-9; OA.Par.Spelsbury,b.6-7,f.1-5; OA.Misc.Dew.II/3,Misc.Cor.I/1-4

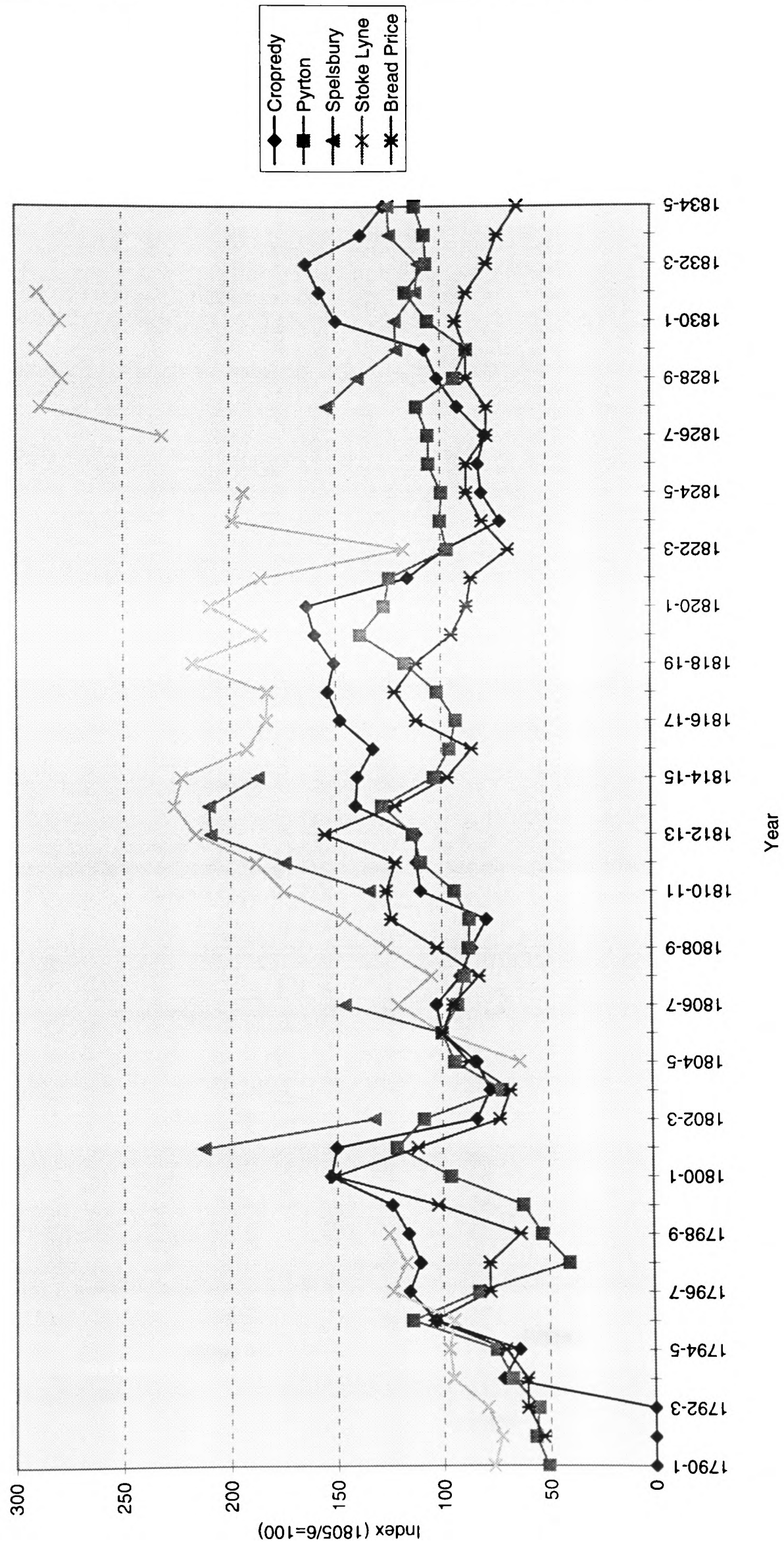


Fig. 6.33. Indexes of able-bodied expenditure and bread price, 1790-1 to 1834-5

Sources: See Fig. 6.32

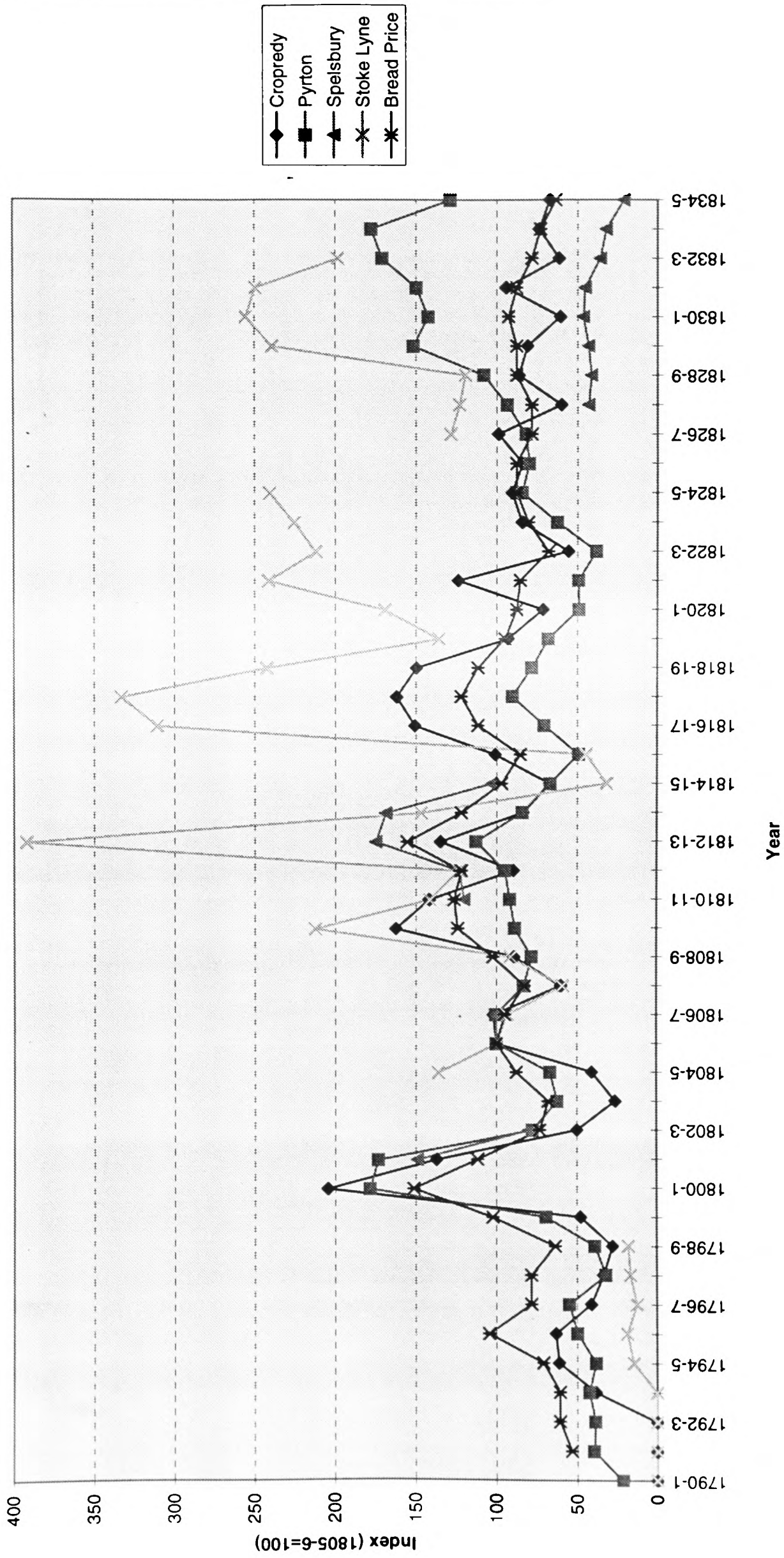


Fig. 6.34. Index of annual family allowance payments and bread price, 1790-1 to 1834-5

Sources: OA.Par.Cropredy,b.9-14; OA.Par.Pyrton,c.4-9; OA.Par.Spelsbury,b.6-7,f.1-5; OA.Misc.Dew.II/3,Misc.Cor.I/1-4

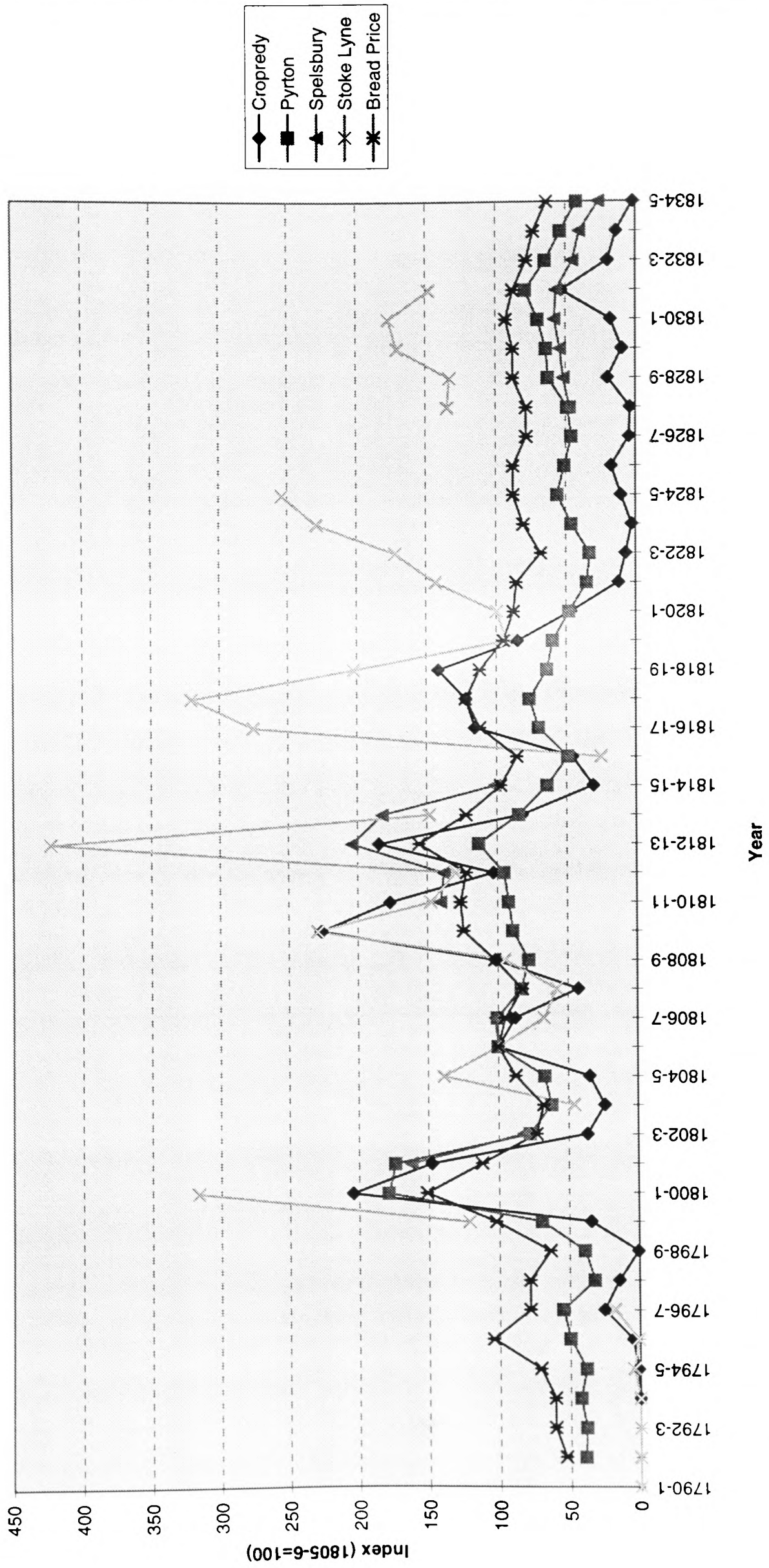


Fig. 6.35. (a) Average family allowances for two children, 1790-1 to 1834-5

Sources: OA.Par.Cropredy,b.9-14; OA.Par.Pyrton,c.4-9; OA.Par.Spelsbury,b.6-7,f.1-5; OA.Misc.Dew.II/3, Misc.Cor.I/1-4

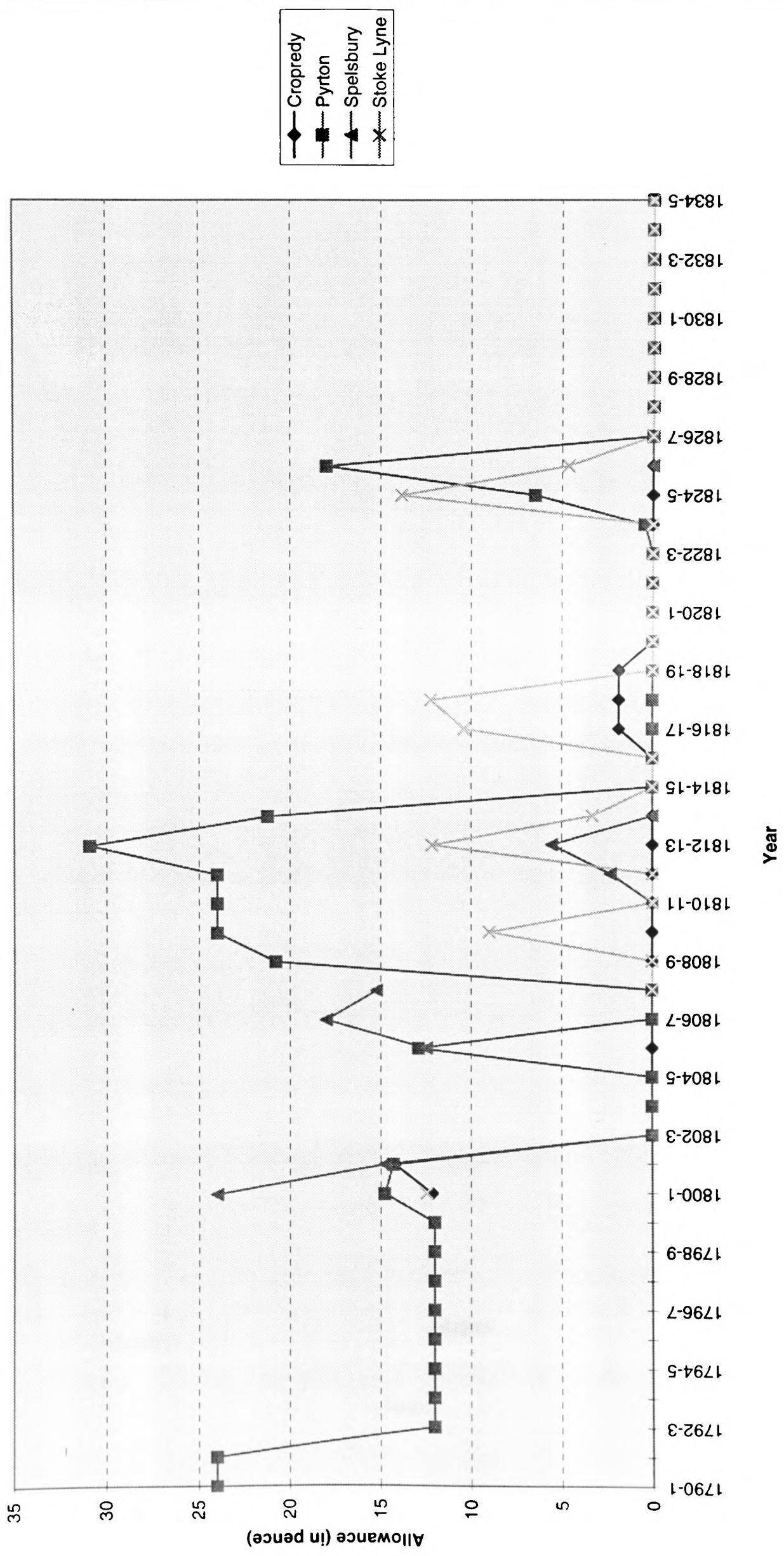


Fig. 6.35. (b) Average family allowances for three children, 1790-1 to 1834-5

Sources: See Fig. 6.35. (a)

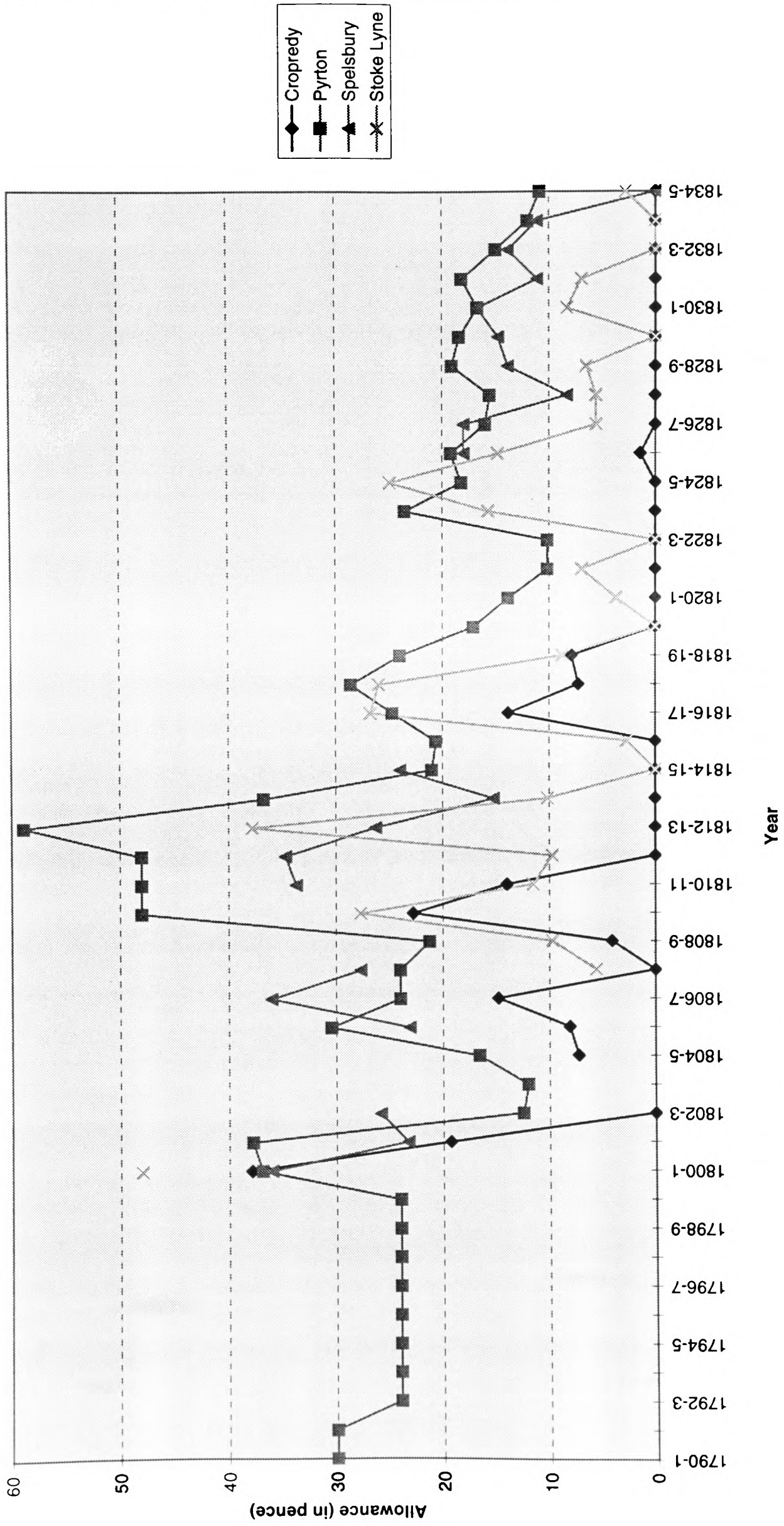


Fig. 6.35. (c) Average family allowances for four children, 1790-1 to 1834-5

Sources: See Fig. 6.35. (a)

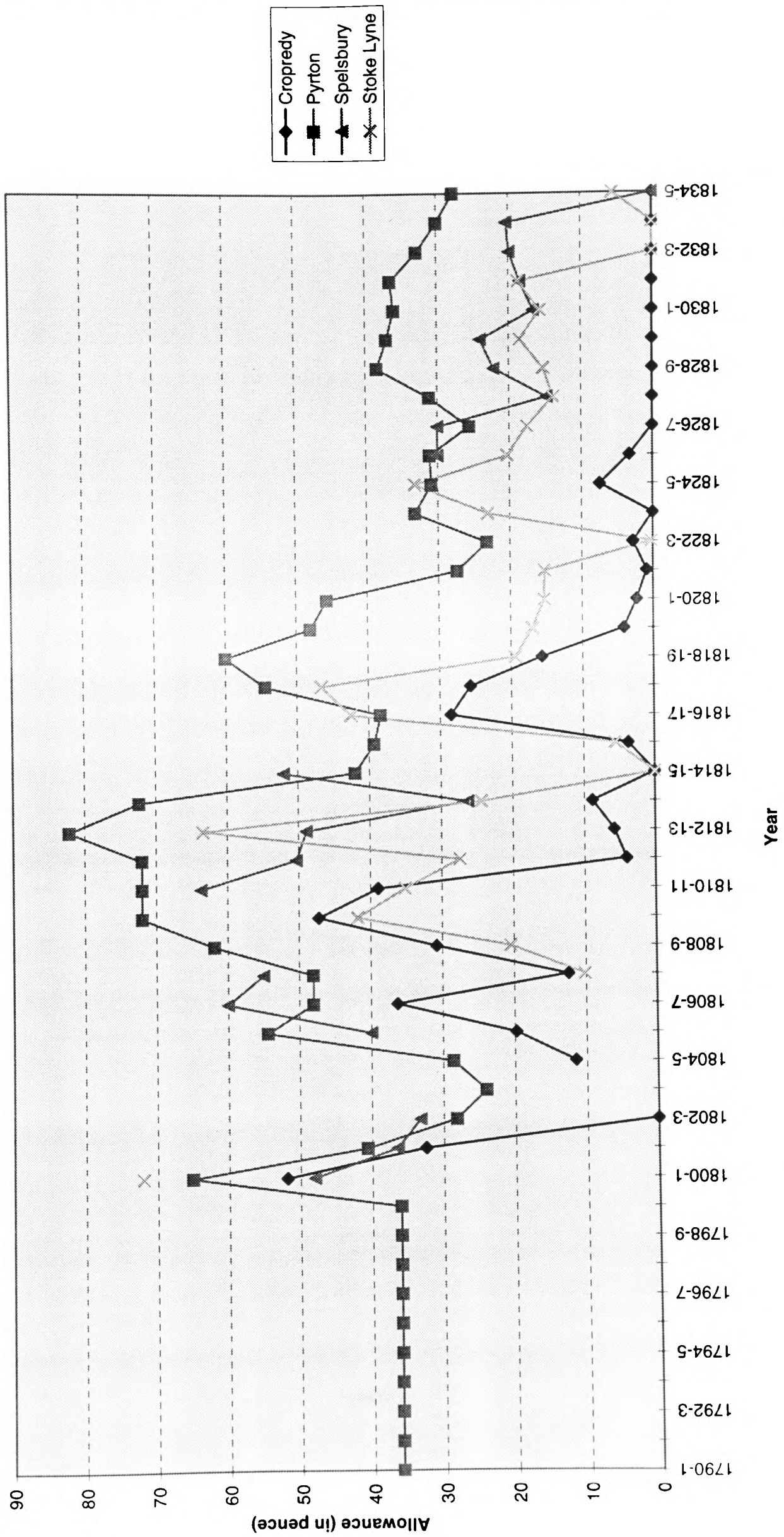


Fig. 6.35. (d) Average family allowances for five children, 1790-1 to 1834-5

Sources: See Fig. 6.35. (a)

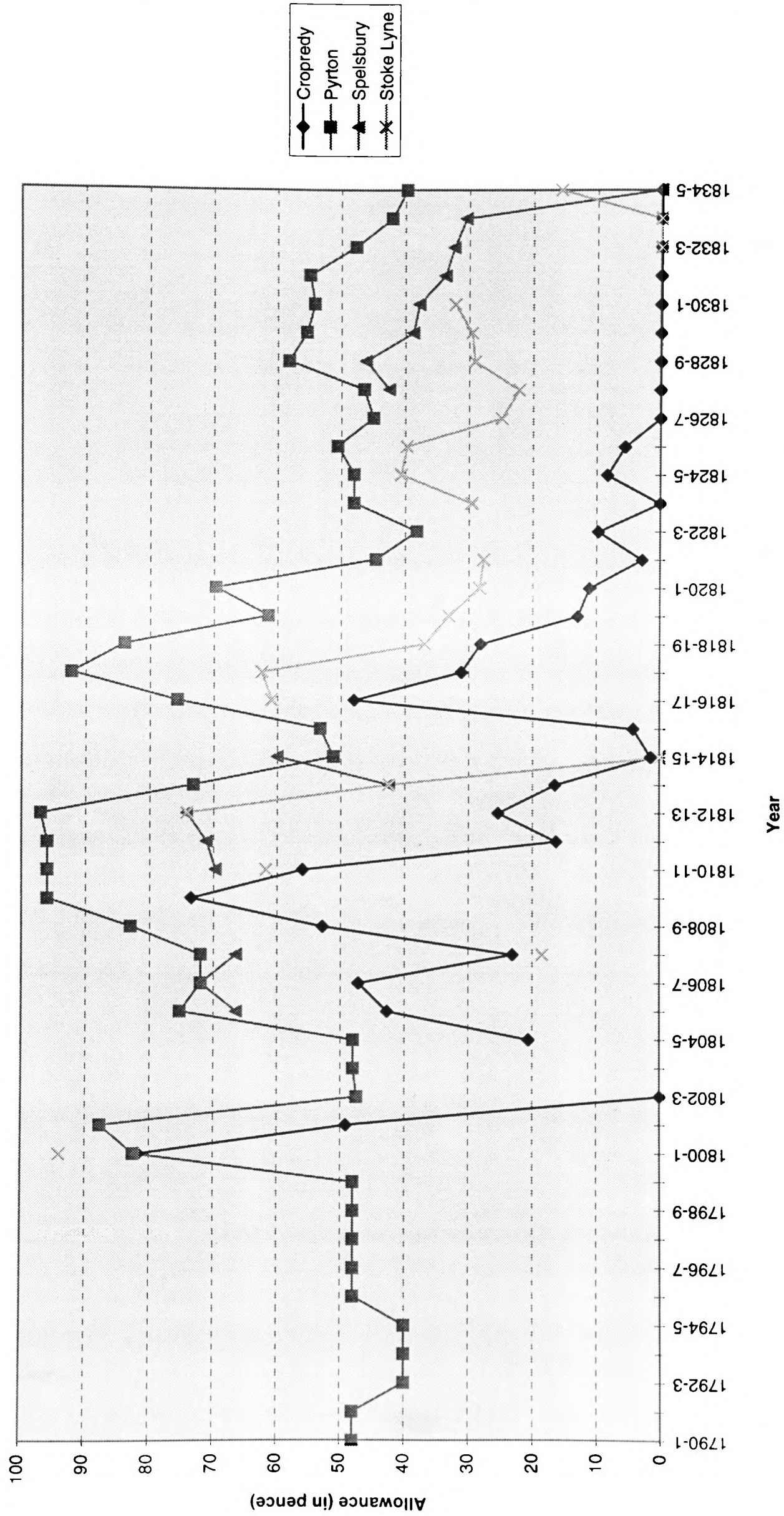


Fig. 6.36. (a) Annual poor relief expenditure at Cropredy by category, 1793-4 to 1834-5

Sources: See Fig. 6.35. (a)




Fig. 6.36. (b) Annual poor relief expenditure at Pyrton by category, 1790-1 to 1834-5

Sources: See Fig. 6.35. (b)




Fig. 6.36. (c) Annual poor relief expenditure at Spelsbury by category, 1800-1 to 1834-5

Sources: See Fig. 6.35. (c)

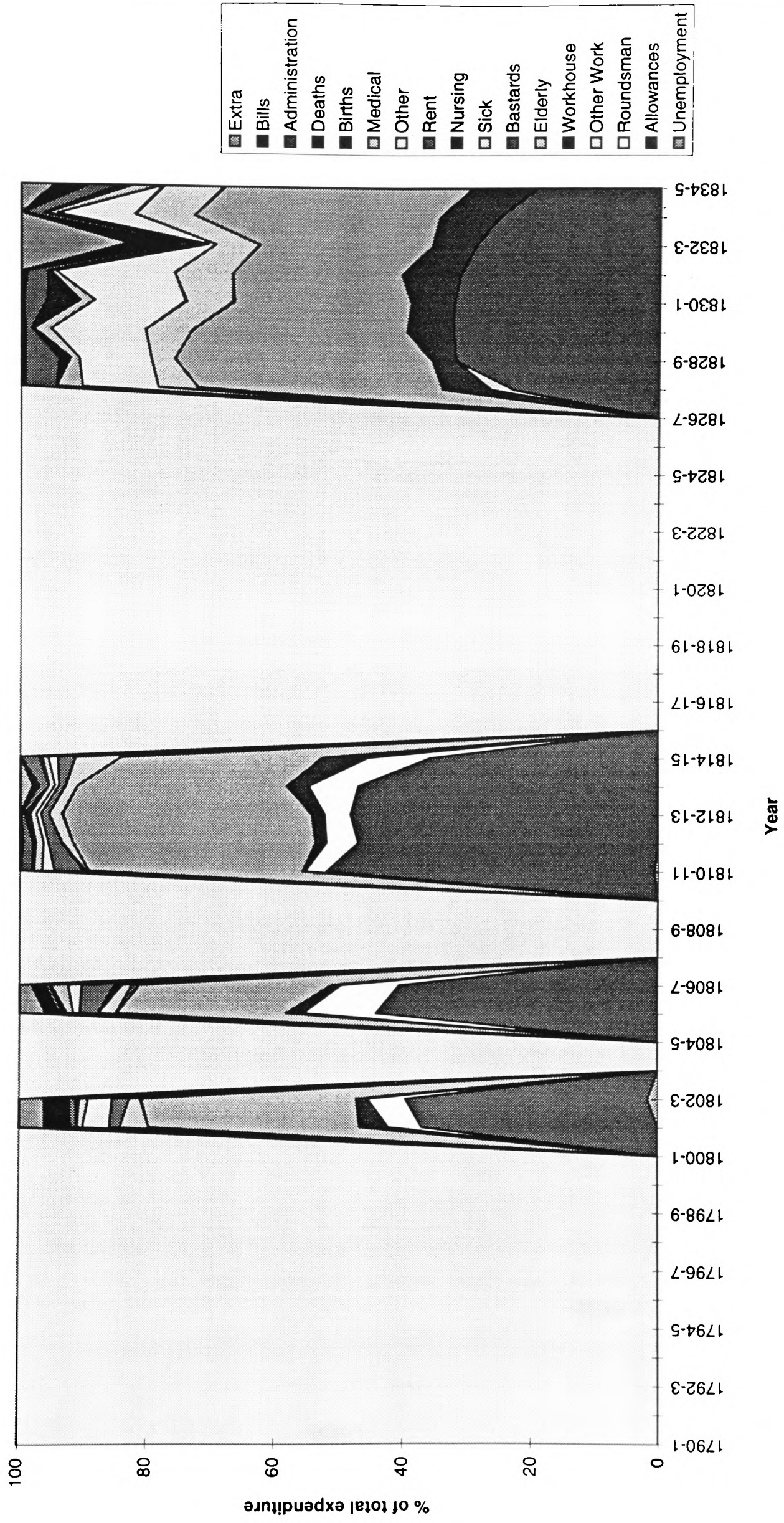


Fig. 6.36. (d) Annual poor relief expenditure at Stoke Lyne by category, 1790-1 to 1834-5

Sources: See Fig. 6.35. (d)




Table 6.5. Annual non-able-bodied poor relief expenditure, 1793-4 to 1797-8

| | Croproedy | | | | Pyrton | | | | Spelsbury | | | | Stoke Lyne | | | | | | |
|--------------|------------------|-------------|----------|----------------|-------------|----------|----------------|-------------|-----------|----------------|-------------|------|----------------|-------------|----------|------------------|--|--|--|
| | Widows Elderly | Other Women | Sick | Widows Elderly | Other Women | Other | Widows Elderly | Other Women | Sick | Widows Elderly | Other Women | Sick | Widows Elderly | Other Women | Sick | | | | |
| 1793-4 | £106.6.6 | £34.12.6 | £26.7.9 | £83.0.0 | £77.0.6 | £48.19.6 | | | | | | | £94.19.0 | £10.3.0 | £9.11.6 | | | | |
| 1794-5 | £74.13.6 | £45.3.0 | £39.6.3 | £89.17.0 | £97.9.9 | £44.8.0 | | | | | | | £107.14.0 | £0.19.0 | £7.3.2 | | | | |
| 1795-6 | £179.16.9 | £37.15.0 | £23.7.3 | £94.10.0 | £104.17.0 | £155.2.9 | | | | | | | £104.10.6 | £0 | £8.1.6 | | | | |
| 1796-7 | £229.6.6 | £27.6.0 | £13.5.9 | £59.2.0 | £100.0.0 | £98.5.6 | | | | | | | £132.13.0 | £0 | £14.13.0 | | | | |
| 1797-8 | £214.4.9 | £27.15.0 | £15.17.6 | | | | | | | | | | £126.18.6 | £0 | £12.16.1 | | | | |
| Total | £804.8.0 | £172.11.6 | £118.4.6 | | | | | | | | | | £566.15.0 | £1115.0 | £52.5.6 | | | | |
| TOTAL | £1095.4.0 | | | | | | | | | | | | | | | £630.15.6 | | | |

Sources: OA.Par.Croproedy,b.9; OA.Par.Pyrton,c.4; OA.Misc.Dew.II/3

Table 6.6. Annual able-bodied poor relief expenditure, 1793-4 to 1797-8

| | Croproedy | | | Pyrton | | | Spelsbury | | | Stoke Lyne | | |
|--------------|------------------|-------------------|--|------------------|-------------------|--|------------------|-------------------|--|------------------|-------------------|--|
| | Family Allowance | Labour Allocation | | Family Allowance | Labour Allocation | | Family Allowance | Labour Allocation | | Family Allowance | Labour Allocation | |
| 1793-4 | £0 | £59.9.3 | | £136.12.0 | £0 | | | | | £0 | £0 | |
| 1794-5 | £1.1.0 | £93.9.0 | | £123.3.0 | £0 | | | | | £2.2.0 | £0 | |
| 1795-6 | £4.12.0 | £74.17.0 | | £159.13.0 | £0 | | | | | £0.10.0 | £0 | |
| 1796-7 | £23.8.6 | £40.12.6 | | £175.17.0 | £0 | | | | | £8.16.6 | £0 | |
| 1797-8 | £13.8.0 | £38.11.3 | | £102.9.0 | £0 | | | | | £0 | £0 | |
| Total | £42.9.6 | £306.19.3 | | £697.14.0 | £0 | | | | | £11.8.6 | £0 | |
| TOTAL | £349.8.9 | | | £697.14.0 | | | | | | £11.8.6 | | |

Sources: See Table 6.5

Table 6.11. Annual non-able-bodied poor relief expenditure, 1798-9 to 1802-3

| | Cropreddy | | | | Pyrton | | | | Spelsbury | | | | Stoke Lyne | | | |
|--------------|------------------|-------------|----------|----------------|-------------------|-----------|----------------|---------|------------|----------------|-------------|------|------------|----------------|-------------|----------|
| | Widows Elderly | Other Women | Sick | Widows Elderly | Other Women | Other | Widows Elderly | Sick | Work house | Widows Elderly | Other Women | Sick | Work house | Widows Elderly | Other Women | Sick |
| 1798-9 | £216.13.9 | £36.11.9 | £17.4.0 | £68.14.6 | £56.18.0 | £38.19.0 | | | | | | | | £123.9.0 | £18.17.6 | £7.12.0 |
| 1799-1800 | £248.0.6 | £25.10.3 | £14.10.3 | £50.10.6 | £62.3.6 | £79.9.3 | | | | | | | | | | |
| 1800-1 | £313.19.6 | £16.4.0 | £26.3.6 | £99.2.6 | £93.18.6 | £104.1.6 | | | | | | | | £107.5.6 | £12.3.6 | £31.17.6 |
| 1801-2 | £304.14.6 | £19.7.6 | £25.0.0 | £114.12.0 | £103.14.6 | £127.13.0 | £175.8.3 | £42.6.9 | £76.10.7 | £44.2.6 | £3.8.0 | | | £44.2.6 | £3.8.0 | £23.12.0 |
| 1802-3 | £157.9.9 | £26.9.6 | £11.8.0 | £123.14.0 | £68.3.0 | £144.15.3 | £161.3.0 | £8.3.0 | £12.7.3 | | | | | | | |
| Total | £1240.18.0 | £124.2.9 | £94.5.6 | £456.19.9 | £348.17.6 | £494.18.6 | | | | | | | | | | |
| TOTAL | £1459.6.3 | | | | £1300.15.9 | | | | | | | | | | | |

Sources: OA.Par.Cropreddy.b.9,b.10; OA.Par.Pyrton.c.4; OA.Par.Spelsbury.b.6; OA.Misc.Dew.II/3,Misc.Cor.I/1

Table 6.12. Annual able-bodied poor relief expenditure, 1798-9 to 1802-3

| | Cropreddy | | | Pyrton | | | Spelsbury | | | Stoke Lyne | | |
|--------------|------------------|-------------------|--|-------------------|-------------------|----------|------------------|-------------------|--|------------------|-------------------|--|
| | Family Allowance | Labour Allocation | | Family Allowance | Labour Allocation | | Family Allowance | Labour Allocation | | Family Allowance | Labour Allocation | |
| 1798-9 | £0.10.0 | £42.18.6 | | £124.16.0 | | | £0 | | | £11.18.5 | | |
| 1799-1800 | £31.18.0 | £42.10.6 | | £222.19.0 | | | £60.0.0 | | | £14.10.6 | | |
| 1800-1 | £190.14.9 | £128.5.0 | | £573.17.0 | | | £156.18.6 | | | £44.19.6 | | |
| 1801-2 | £137.16.9 | £76.1.3 | | £558.1.3 | | £48.19.6 | £323.6.0 | | | £31.6.1 | | |
| 1802-3 | £33.18.0 | £44.2.9 | | £250.2.0 | | £36.5.6 | £163.17.5 | | | | | |
| Total | £394.17.6 | £333.17.9 | | £1729.15.3 | | | | | | | | |
| TOTAL | £728.17.3 | | | £1729.15.3 | | | | | | | | |

Sources: See Table 6.11

Table 6.18. Annual non-able-bodied poor relief expenditure, 1810-11 to 1814-15

| | Cropreddy | | | | Pyrton | | | | Spelsbury | | | | Stoke Lyne | | | |
|--------------|------------------|-------------|----------|----------------|-------------------|----------|----------------|----------|------------------|----------------|-------------|----------|-------------------|----------------|-------------|------|
| | Widows Elderly | Other Women | Sick | Widows Elderly | Other Women | Other | Widows Elderly | Sick | Work house | Widows Elderly | Other Women | Sick | Work house | Widows Elderly | Other Women | Sick |
| 1810-11 | £163.6.6 | £58.2.6 | £33.14.3 | £137.8.0 | £69.16.0 | £83.1.9 | £181.18.9 | £2.1..0 | | £125.3.0 | £60.9.6 | £22.7.0 | | | | |
| 1811-12 | £149.18.6 | £45.8.9 | £66.2.3 | £139.10.0 | £68.14.0 | £131.1.9 | £221.6.9 | £9.14.0 | | £124.0.0 | £69.4.6 | £30.12.0 | | | | |
| 1812-13 | £163.0.3 | £55.6.0 | £41.0.0 | £177.3.6 | £86.7.0 | £88.3.3 | £274.0.0 | £15.18.9 | | £118.19.6 | £95.16.0 | £43.1.6 | | | | |
| 1813-14 | £213.11.3 | £60.15.0 | £53.8.0 | £214.3.6 | £107.8.0 | £74.3.6 | £261.5.0 | £26.2.6 | | £158.4.6 | £94.15.0 | £16.12.8 | | | | |
| 1814-15 | £212.3.0 | £71.4.3 | £24.0.9 | £167.2.3 | £70.12.0 | £81.19.0 | £218.9.6 | £40.6.6 | | £161.16.0 | £84.19.0 | £18.16.6 | | | | |
| Total | £901.19.3 | £290.4.6 | £218.5.3 | £835.7.3 | £402.14.0 | £458.9.4 | £1156.19.0 | £94.2.9 | | £688.3.0 | £405.4.0 | £131.9.8 | | | | |
| TOTAL | £1410.9.0 | | | | £1696.12.6 | | | | £1251.1.9 | | | | £1224.16.8 | | | |

Sources: OA.Par.Cropreddy,b11,b.12; OA.Par.Pyrton,c.5; OA.Par.Spelsbury,b.7; OA.Misc.Cor.I/I

Table 6.19. Annual able-bodied poor relief expenditure, 1810-11 to 1814-15

| | Cropreddy | | | Pyrton | | | Spelsbury | | | Stoke Lyne | | |
|--------------|------------------|-------------------|--|-------------------|-------------------|--|-------------------|-------------------|--|------------------|-------------------|--|
| | Family Allowance | Labour Allocation | | Family Allowance | Labour Allocation | | Family Allowance | Labour Allocation | | Family Allowance | Labour Allocation | |
| 1810-11 | £164.18.0 | £56.10.9 | | £295.16.0 | £0 | | £279.14.3 | £21.4.11 | | £73.2.5 | £3.12.6 | |
| 1811-12 | £95.17.0 | £43.14.3 | | £305.16.0 | £0 | | £275.7.0 | £28.10.3 | | £64.5.3 | £2.10.2 | |
| 1812-13 | £172.3.9 | £38.3.3 | | £363.17.3 | £0 | | £406.14.6 | £30.11.9 | | £209.18.8 | £3.5.10 | |
| 1813-14 | £76.7.6 | £54.1.0 | | £270.19.6 | £0 | | £362.17.3 | £59.4.6 | | £73.8.1 | £6.2.0 | |
| 1814-15 | £28.13.6 | £75.15.6 | | £205.13.0 | £0 | | £202.1.3 | £56.1.0 | | £0 | £10.0.6 | |
| Total | £537.19.6 | £268.1.9 | | £1442.1.9 | £9.18.0 | | £1526.14.3 | £195.11.8 | | £420.14.5 | £25.11.0 | |
| TOTAL | £806.0.3 | | | £1451.19.9 | | | £1722.5.11 | | | £446.5.5 | | |

Sources See Table 6 18

Table 6.21. Annual non-able-bodied poor relief expenditure, 1815-16 to 1819-20

| | Cropreddy | | | | Pyrton | | | | Spelsbury | | | | Stoke Lyne | | | |
|--------------|--------------------|-------------|-----------|----------------|-------------------|----------------|-------|----------------|-----------|------------|----------------|-------------|--------------------|----------------|-------------|----------|
| | Widows Elderly | Other Women | Sick | Widows Elderly | Other Women | Widows Elderly | Other | Widows Elderly | Sick | Work house | Widows Elderly | Other Women | Sick | Widows Elderly | Other Women | Sick |
| 1815-16 | £210.17.9 | £76.15.6 | £37.12.6 | £146.0.8 | £69.8.0 | £80.9.3 | | | | | | | | £134.12.0 | £63.13.6 | £30.16.9 |
| 1816-17 | £236.6.3 | £69.12.9 | £38.9.3 | £141.10.6 | £75.14.6 | £70.9.9 | | | | | | | | £128.4.6 | £56.1.0 | £33.15.0 |
| 1817-18 | £253.15.6 | £74.2.9 | £29.3.0 | £152.4.6 | £79.4.0 | £83.2.3 | | | | | | | | £169.9.6 | £35.2.0 | £17.5.0 |
| 1818-19 | £225.0.3 | £76.12.3 | £49.12.0 | £145.5.0 | £72.16.0 | £144.2.3 | | | | | | | | £184.18.2 | £36.10.6 | £37.14.0 |
| 1819-20 | £252.12.6 | £69.16.6 | £49.1.3 | £150.13.0 | £73.10.0 | £203.6.3 | | | | | | | | £127.2.0 | £59.4.0 | £34.10.0 |
| Total | £1178.12.3 | £366.19.9 | £203.18.0 | £735.13.8 | £370.12.6 | £581.9.0 | | | | | | | | £739.6.2 | £250.11.0 | £154.0.9 |
| TOTAL | £1143.17.11 | | | | £1687.15.2 | | | | | | | | £1143.17.11 | | | |

Sources: OA.Par.Cropreddy,b.12; OA.Par.Pyrton,c.7; OA.Par.Spelsbury,b.7; OA.Misc.Cor.I/2

Table 6.22. Annual able-bodied poor relief expenditure, 1815-16 to 1819-20

| | Cropreddy | | | Pyrton | | | Spelsbury | | | Stoke Lyne | | |
|--------------|-------------------|-------------------|--|------------------|-------------------|--|------------------|-------------------|--|------------------|-------------------|--|
| | Family Allowance | Labour Allocation | | Family Allowance | Labour Allocation | | Family Allowance | Labour Allocation | | Family Allowance | Labour Allocation | |
| 1815-16 | £42.11.0 | £115.6.0 | | £156.18.9 | £1.13.6 | | | £145.9.0 | | £12.7.2 | £11.11.3 | |
| 1816-17 | £107.14.6 | £127.4.0 | | £224.8.9 | £2.11.0 | | | £150.1.3 | | £136.11.3 | £32.0.7 | |
| 1817-18 | £113.13.0 | £139.2.0 | | £245.3.9 | £45.18.0 | | | £135.8.9 | | £159.0.10 | £21.10.2 | |
| 1818-19 | £131.16.6 | £102.0.6 | | £205.0.3 | £47.0.0 | | | £130.1.0 | | £100.4.3 | £31.19.2 | |
| 1819-20 | £79.0.3 | £66.8.0 | | £190.18.0 | £28.13.9 | | | £99.19.6 | | £45.17.5 | £27.17.7 | |
| Total | £474.15.3 | £550.0.6 | | £1022.9.6 | £125.16.0 | | | £660.19.6 | | £454.0.11 | £124.18.9 | |
| TOTAL | £1024.15.9 | | | £1148.5.9 | | | | | | £578.19.9 | | |

Sources: See Table 6.21

Table 6.25. Annual non-able-bodied poor relief expenditure, 1828-9 to 1832-3

| | Cropreddy | | | | Pyrton | | | | Spelsbury | | | | Stoke Lyne | | | |
|--------------|-------------------|-------------|-----------|----------------|-------------|----------|----------------|----------|------------|----------------|-------------|-----------|------------|----------------|-------------|------|
| | Widows Elderly | Other Women | Sick | Widows Elderly | Other Women | Other | Widows Elderly | Sick | Work house | Widows Elderly | Other Women | Sick | Work house | Widows Elderly | Other Women | Sick |
| 1828-9 | £102.13.6 | £32.15.6 | £100.5.3 | £112.1.9 | £108.8.9 | £68.14.9 | £130.9.6 | £50.2.9 | £11.19.0 | £261.10.6 | £35.13.0 | £34.6.0 | | | | |
| 1829-30 | £105.3.6 | £43.11.0 | £101.2.3 | £132.5.9 | £109.12.6 | £60.10.0 | £111.16.3 | £30.7.3 | £24.3.6 | £261.9.6 | £44.4.0 | £39.15.11 | | | | |
| 1830-1 | £173.7.6 | £47.19.6 | £126.1.3 | £125.11.0 | £104.17.0 | £96.2.0 | £99.7.6 | £40.13.9 | £27.6.0 | £256.18.6 | £51.17.6 | £13.13.0 | | | | |
| 1831-2 | £220.18.3 | £53.17.3 | £90.7.6 | £130.3.0 | £104.16.0 | £124.8.6 | £95.14.0 | £25.16.9 | £32.16.9 | £243.2.3 | £59.0.0 | £42.19.9 | | | | |
| 1832-3 | £220.11.6 | £65.19.6 | £95.1.0 | £136.9.6 | £89.1.0 | £103.5.9 | £97.2.0 | £34.8.3 | £20.19.6 | | | | | | | |
| Total | £822.13.9 | £244.2.9 | £512.17.3 | £636.11.0 | £516.15.3 | £453.1.0 | £534.9.3 | £181.8.9 | £117.4.9 | | | | | | | |
| TOTAL | £1579.13.9 | | | | | | | | | | | | | | | |
| | £1606.7.3 | | | | | | | | | | | | | | | |
| | £833.2.9 | | | | | | | | | | | | | | | |

Sources: OA.Par.Cropreddy,b.14; OA.Par.Pyrton,c.8; OA.Par.Spelsbury,f.3,f.4; OA.Misc.Cor.I/3,Misc.Cor.I/4

Table 6.26. Annual able-bodied poor relief expenditure, 1828-9 to 1832-3

| | Cropreddy | | | Pyrton | | | Spelsbury | | | Stoke Lyne | | |
|--------------|------------------|-------------------|--|-------------------|-------------------|--|------------------|-------------------|--|------------------|-------------------|----------|
| | Family Allowance | Labour Allocation | | Family Allowance | Labour Allocation | | Family Allowance | Labour Allocation | | Family Allowance | Labour Allocation | |
| 1828-9 | £18.10.0 | £116.0.9 | | £200.15.3 | £147.13.8 | | £103.0.3 | | | £64.17.0 | | £0 |
| 1829-30 | £8.19.0 | £117.4.3 | | £205.9.3 | £269.10.6 | | £107.10.6 | | | £84.8.6 | | £45.10.2 |
| 1830-1 | £16.14.0 | £77.17.3 | | £225.0.0 | £234.0.2 | | £115.9.9 | | | £87.10.6 | | £50.12.5 |
| 1831-2 | £49.9.0 | £79.2.6 | | £253.3.3 | £228.1.2 | | £113.3.3 | | | £73.3.9 | | £62.0.3 |
| 1832-3 | £18.12.9 | £77.5.9 | | £207.1.6 | £342.18.10 | | £89.10.9 | | | | | |
| Total | £112.5.0 | £467.10.6 | | £1091.9.3 | £1222.4.4 | | £528.14.6 | | | | | |
| TOTAL | £579.15.6 | | | £2313.13.7 | | | £528.14.6 | | | £833.2.9 | | |

Sources: See Table 6.26