

PAPER • OPEN ACCESS

Search for the rare decay $B^0 \rightarrow J/\psi \phi_{\pm}^*$

To cite this article: R. Aaij *et al* 2021 *Chinese Phys. C* **45** 043001

View the [article online](#) for updates and enhancements.

You may also like

- [Multi-messenger Observations of a Binary Neutron Star Merger](#)
B. P. Abbott, R. Abbott, T. D. Abbott *et al.*
- [The LHCb Upgrade I](#)
R. Aaij, A.S.W. Abdelmotteleb, C. Abellan Beteta *et al.*
- [Curvature-bias corrections using a pseudomass method](#)
R. Aaij, A.S.W. Abdelmotteleb, C. Abellan Beteta *et al.*

Search for the rare decay $B^0 \rightarrow J/\psi\phi^*$

R. Aaij³¹ C. Abellán Beteta⁴⁹ T. Ackernley⁵⁹ B. Adeva⁴⁵ M. Adinolfi⁵³ H. Afsharnia⁹ C.A. Aidala⁸⁴
 S. Aiola²⁵ Z. Ajaltouni⁹ S. Akar⁶⁴ J. Albrecht¹⁴ F. Alessio⁴⁷ M. Alexander⁵⁸ A. Alfonso Alberio⁴⁴
 Z. Aliouche⁶¹ G. Alkhazov³⁷ P. Alvarez Cartelle⁴⁷ S. Amato² Y. Amhis¹¹ L. An²¹ L. Anderlini²¹
 A. Andreianov³⁷ M. Andreotti²⁰ F. Archilli¹⁶ A. Artamonov⁴³ M. Artuso⁶⁷ K. Arzymatov⁴¹ E. Aslanides¹⁰
 M. Atzeni⁴⁹ B. Audurier¹¹ S. Bachmann¹⁶ M. Bachmayer⁴⁸ J.J. Back⁵⁵ S. Baker⁶⁰ P. Baladron Rodriguez⁴⁵
 V. Balagura¹¹ W. Baldini²⁰ J. Baptista Leite¹ R.J. Barlow⁶¹ S. Barsuk¹¹ W. Barter⁶⁰ M. Bartolini^{23,i}
 F. Baryshnikov⁸⁰ J.M. Basels¹³ G. Bassi²⁸ B. Batsukh⁶⁷ A. Battig¹⁴ A. Bay⁴⁸ M. Becker¹⁴ F. Bedeschi²⁸
 I. Bediaga¹ A. Beiter⁶⁷ V. Belavin⁴¹ S. Belin²⁶ V. Bellee⁴⁸ K. Belous⁴³ I. Belov³⁹ I. Belyaev³⁸
 G. Bencivenni²² E. Ben-Haim¹² A. Berezhnoy³⁹ R. Bernet⁴⁹ D. Berninghoff¹⁶ H.C. Bernstein⁶⁷ C. Bertella⁴⁷
 E. Bertholet¹² A. Bertolin²⁷ C. Betancourt⁴⁹ F. Betti^{19,e} M.O. Bettler⁵⁴ Ia. Bezshyiko⁴⁹ S. Bhasin⁵³ J. Bhom³³
 L. Bian⁷² M.S. Bieker¹⁴ S. Bifani⁵² P. Billoir¹² M. Birch⁶⁰ F.C.R. Bishop⁵⁴ A. Bizzeti^{21,s} M. Björn⁶²
 M.P. Blago⁴⁷ T. Blake⁵⁵ F. Blanc⁴⁸ S. Blusk⁶⁷ D. Bobulska⁵⁸ J.A. Boelhauve¹⁴ O. Boente Garcia⁴⁵
 T. Boettcher⁶³ A. Boldyrev⁸¹ A. Bondar⁴² N. Bondar³⁷ S. Borghi⁶¹ M. Borisyak⁴¹ M. Borsato¹⁶ J.T. Borsuk³³
 S.A. Bouchiba⁴⁸ T.J.V. Bowcock⁵⁹ A. Boyer⁴⁷ C. Bozzi²⁰ M.J. Bradley⁶⁰ S. Braun⁶⁵ A. Brea Rodriguez⁴⁵
 M. Brodski⁴⁷ J. Brodzicka³³ A. Brossa Gonzalo⁵⁵ D. Brundu²⁶ A. Buonaura⁴⁹ C. Burr⁴⁷ A. Bursche²⁶
 A. Butkevich⁴⁰ J.S. Butter³¹ J. Buytaert⁴⁷ W. Byczynski⁴⁷ S. Cadeddu²⁶ H. Cai⁷² R. Calabrese^{20,g}
 L. Calefice^{14,12} L. Calero Diaz²² S. Cali²² R. Calladine⁵² M. Calvi^{24,j} M. Calvo Gomez⁸³
 P. Camargo Magalhaes⁵³ A. Camboni⁴⁴ P. Campana²² D.H. Campora Perez⁴⁷ A.F. Campoverde Quezada⁵
 S. Capelli^{24,j} L. Capriotti^{19,e} A. Carbone^{19,e} G. Carboni²⁹ R. Cardinale^{23,i} A. Cardini²⁶ I. Carli⁶ P. Carniti^{24,j}
 L. Carus¹³ K. Carvalho Akiba³¹ A. Casais Vidal⁴⁵ G. Casse⁵⁹ M. Cattaneo⁴⁷ G. Cavallero⁴⁷ S. Celani⁴⁸
 J. Cerasoli¹⁰ A.J. Chadwick⁵⁹ M.G. Chapman⁵³ M. Charles¹² Ph. Charpentier⁴⁷ G. Chatzikonstantinidis⁵²
 C.A. Chavez Barajas⁵⁹ M. Chefdeville⁸ C. Chen³ S. Chen²⁶ A. Chernov³³ S.-G. Chitic⁴⁷ V. Chobanova⁴⁵
 S. Cholak⁴⁸ M. Chruszcz³³ A. Chubykin³⁷ V. Chulikov³⁷ P. Ciambrone²² M.F. Cicala⁵⁵ X. Cid Vidal⁴⁵
 G. Ciezarek⁴⁷ P.E.L. Clarke⁵⁷ M. Clemencic⁴⁷ H.V. Cliff⁵⁴ J. Closier⁴⁷ J.L. Cobbedick⁶¹ V. Coco⁴⁷
 J.A.B. Coelho¹¹ J. Cogan¹⁰ E. Cogneras⁹ L. Cojocariu³⁶ P. Collins⁴⁷ T. Colombo⁴⁷ L. Congedo^{18,d}
 A. Contu²⁶ N. Cooke⁵² G. Coombs⁵⁸ G. Corti⁴⁷ C.M. Costa Sobral⁵⁵ B. Couturier⁴⁷ D.C. Craik⁶³
 J. Crkovská⁶⁶ M. Cruz Torres¹ R. Currie⁵⁷ C.L. Da Silva⁶⁶ E. Dall'Occo¹⁴ J. Dalseno⁴⁵ C. D'Ambrosio⁴⁷
 A. Danilina³⁸ P. d'Argent⁴⁷ A. Davis⁶¹ O. De Aguiar Francisco⁶¹ K. De Bruyn⁷⁷ S. De Capua⁶¹ M. De Cian⁴⁸
 J.M. De Miranda¹ L. De Paula² M. De Serio^{18,d} D. De Simone⁴⁹ P. De Simone²² J.A. de Vries⁷⁸ C.T. Dean⁶⁶
 W. Dean⁸⁴ D. Decamp⁸ L. Del Buono¹² B. Delaney⁵⁴ H.-P. Dembinski¹⁴ A. Dendek³⁴ V. Denysenko⁴⁹
 D. Derkach⁸¹ O. Deschamps⁹ F. Desse¹¹ F. Dettori^{26,f} B. Dey⁷² P. Di Nezza²² S. Didenko⁸⁰
 L. Dieste Maronas⁴⁵ H. Dijkstra⁴⁷ V. Dobishuk⁵¹ A.M. Donohoe¹⁷ F. Dordei²⁶ A.C. dos Reis¹ L. Douglas⁵⁸
 A. Dovbnya⁵⁰ A.G. Downes⁸ K. Dreimanis⁵⁹ M.W. Dudek³³ L. Dufour⁴⁷ V. Duk⁷⁶ P. Durante⁴⁷
 J.M. Durham⁶⁶ D. Dutta⁶¹ M. Dziewiecki¹⁶ A. Dziurda³³ A. Dzyuba³⁷ S. Easo⁵⁶ U. Egede⁶⁸ V. Egorychev³⁸
 S. Eidelman^{42,v} S. Eisenhardt⁵⁷ S. Ek-In⁴⁸ L. Eklund⁵⁸ S. Ely⁶⁷ A. Ene³⁶ E. Eppe⁶⁶ S. Escher¹³ J. Eschle⁴⁹
 S. Esen³¹ T. Evans⁴⁷ A. Falabella¹⁹ J. Fan³ Y. Fan⁵ B. Fang⁷² N. Farley⁵² S. Farry⁵⁹ D. Fazzini^{24,j}

Received 16 November 2020; Accepted 12 December 2020; Published online 12 January 2021

* Individual groups or members have received support from AvH Foundation (Germany); EPLANET, Marie Skłodowska-Curie Actions and ERC (European Union); A*MIDEX, ANR, Labex P2IO and OCEVU, and R'egion Auvergne-Rhône-Alpes (France); Key Research Program of Frontier Sciences of CAS, CAS PIFI, Thousand Talents Program, and Sci. & Tech. Program of Guangzhou (China); RFBR, RSF and Yandex LLC (Russia); GVA, XuntaGal and GENCAT (Spain); the Royal Society and the Leverhulme Trust (United Kingdom)



Content from this work may be used under the terms of the Creative Commons Attribution 3.0 licence. Any further distribution of this work must maintain attribution to the author(s) and the title of the work, journal citation and DOI. Article funded by SCOAP³ and published under licence by Chinese Physical Society and the Institute of High Energy Physics of the Chinese Academy of Sciences and the Institute of Modern Physics of the Chinese Academy of Sciences and IOP Publishing Ltd

P. Fedin³⁸ M. Féo⁴⁷ P. Fernandez Declara⁴⁷ A. Fernandez Prieto⁴⁵ J.M. Fernandez-tenllado Arribas⁴⁴ F. Ferrari^{19,e}
L. Ferreira Lopes⁴⁸ F. Ferreira Rodrigues² S. Ferreres Sole³¹ M. Ferrillo⁴⁹ M. Ferro-Luzzi⁴⁷ S. Filippov⁴⁰
R.A. Fini¹⁸ M. Fiorini^{20,g} M. Firlej³⁴ K.M. Fischer⁶² C. Fitzpatrick⁶¹ T. Fiutowski³⁴ F. Fleuret^{11,b}
M. Fontana¹² F. Fontanelli^{23,i} R. Forty⁴⁷ V. Franco Lima⁵⁹ M. Franco Sevilla⁶⁵ M. Frank⁴⁷ E. Franzoso²⁰
G. Frau¹⁶ C. Frei⁴⁷ D.A. Friday⁵⁸ J. Fu²⁵ Q. Fuehring¹⁴ W. Funk⁴⁷ E. Gabriel³¹ T. Gaintseva⁴¹
A. Gallas Torreira⁴⁵ D. Galli^{19,e} S. Gambetta^{57,47} Y. Gan³ M. Gandelman² P. Gandini²⁵ Y. Gao⁴ M. Garau²⁶
L.M. Garcia Martin⁵⁵ P. Garcia Moreno⁴⁴ J. García Pardiñas⁴⁹ B. Garcia Plana⁴⁵ F.A. Garcia Rosales¹¹
L. Garrido⁴⁴ C. Gaspar⁴⁷ R.E. Geertsema³¹ D. Gerick¹⁶ L.L. Gerken¹⁴ E. Gersabeck⁶¹ M. Gersabeck⁶¹
T. Gershon⁵⁵ D. Gerstel¹⁰ Ph. Ghez⁸ V. Gibson⁵⁴ M. Giovannetti^{22,k} A. Gioventù⁴⁵ P. Gironella Gironell⁴⁴
L. Giubega³⁶ C. Giugliano^{20,47,g} K. Gizdov⁵⁷ E.L. Gkougkousis⁴⁷ V.V. Gligorov¹² C. Göbel⁶⁹ E. Golobardes⁸³
D. Golubkov³⁸ A. Golutvin^{60,80} A. Gomes^{1,a} S. Gomez Fernandez⁴⁴ F. Goncalves Abrantes⁶⁹ M. Goncerz³³
G. Gong³ P. Gorbounov³⁸ I.V. Gorelov³⁹ C. Gotti^{24,j} E. Govorkova⁴⁷ J.P. Grabowski¹⁶ R. Graciani Diaz⁴⁴
T. Grammatico¹² L.A. Granado Cardoso⁴⁷ E. Graugés⁴⁴ E. Graverini⁴⁸ G. Graziani²¹ A. Grecu³⁶
L.M. Greeven³¹ P. Griffith²⁰ L. Grillo⁶¹ S. Gromov⁸⁰ B.R. Gruberg Cazon⁶² C. Gu³ M. Guarise²⁰
P. A. Günther¹⁶ E. Gushchin⁴⁰ A. Guth¹³ Y. Guz^{43,47} T. Gys⁴⁷ T. Hadavizadeh⁶⁸ G. Haefeli⁴⁸ C. Haen⁴⁷
J. Haimberger⁴⁷ S.C. Haines⁵⁴ T. Halewood-leagas⁵⁹ P.M. Hamilton⁶⁵ Q. Han⁷ X. Han¹⁶ T.H. Hancock⁶²
S. Hansmann-Menzemer¹⁶ N. Harnew⁶² T. Harrison⁵⁹ C. Hasse⁴⁷ M. Hatch⁴⁷ J. He⁵ M. Hecker⁶⁰
K. Heijhoff³¹ K. Heinicke¹⁴ A.M. Hennequin⁴⁷ K. Hennessy⁵⁹ L. Henry^{25,46} J. Heuel¹³ A. Hicheur² D. Hill⁶²
M. Hilton⁶¹ S.E. Hollitt¹⁴ J. Hu¹⁶ J. Hu⁷¹ W. Hu⁷ W. Huang⁵ X. Huang⁷² W. Hulsbergen³¹ R.J. Hunter⁵⁵
M. Hushchyn⁸¹ D. Hutchcroft⁵⁹ D. Hynds³¹ P. Ibis¹⁴ M. Idzik³⁴ D. Ilin³⁷ P. Ilten⁶⁴ A. Inglessi³⁷
A. Ishteev⁸⁰ K. Ivshin³⁷ R. Jacobsson⁴⁷ S. Jakobsen⁴⁷ E. Jans³¹ B.K. Jashal⁴⁶ A. Jawahery⁶⁵ V. Jevtic¹⁴
M. Jezabek³³ F. Jiang³ M. John⁶² D. Johnson⁴⁷ C.R. Jones⁵⁴ T.P. Jones⁵⁵ B. Jost⁴⁷ N. Jurik⁴⁷ S. Kandybei⁵⁰
Y. Kang³ M. Karacson⁴⁷ M. Karpov⁸¹ N. Kazeev⁸¹ F. Keizer^{54,47} M. Kenzie⁵⁵ T. Ketel³² B. Khanji¹⁴
A. Kharisova⁸² S. Kholodenko⁴³ K.E. Kim⁶⁷ T. Kirn¹³ V.S. Kirsebom⁴⁸ O. Kitouni⁶³ S. Klaver³¹
K. Klimaszewski³⁵ S. Koliiev⁵¹ A. Kondybayeva⁸⁰ A. Konoplyannikov³⁸ P. Kopciwicz³⁴ R. Kopecka¹⁶
P. Koppenburg³¹ M. Korolev³⁹ I. Kostiuik^{31,51} O. Kot⁵¹ S. Kotriakhova^{37,30} P. Kravchenko³⁷ L. Kravchuk⁴⁰
R.D. Krawczyk⁴⁷ M. Kreps⁵⁵ F. Kress⁶⁰ S. Kretzschmar¹³ P. Krokovny^{42,v} W. Krupa³⁴ W. Krzemien³⁵
W. Kucewicz^{33,1} M. Kucharczyk³³ V. Kudryavtsev^{42,v} H.S. Kuindersma³¹ G.J. Kunde⁶⁶ T. Kvaratskheliya³⁸
D. Lacarrere⁴⁷ G. Lafferty⁶¹ A. Lai²⁶ A. Lampis²⁶ D. Lancierini⁴⁹ J.J. Lane⁶¹ R. Lane⁵³ G. Lanfranchi²²
C. Langenbruch¹³ J. Langer¹⁴ O. Lantwin^{49,80} T. Latham⁵⁵ F. Lazzari^{28,t} R. Le Gac¹⁰ S.H. Lee⁸⁴ R. Lefèvre⁹
A. Leflat³⁹ S. Legotin⁸⁰ O. Leroy¹⁰ T. Lesiak³³ B. Leverington¹⁶ H. Li⁷¹ L. Li⁶² P. Li¹⁶ X. Li⁶⁶ Y. Li⁶
Y. Li⁶ Z. Li⁶⁷ X. Liang⁶⁷ T. Lin⁶⁰ R. Lindner⁴⁷ V. Lisovskyi¹⁴ R. Litvinov²⁶ G. Liu⁷¹ H. Liu⁵ S. Liu⁶
X. Liu³ A. Loi²⁶ J. Lomba Castro⁴⁵ I. Longstaff⁵⁸ J.H. Lopes² G. Loustau⁴⁹ G.H. Lovell⁵⁴ Y. Lu⁶
D. Lucchesi^{27,m} S. Luchuk⁴⁰ M. Lucio Martinez³¹ V. Lukashenko³¹ Y. Luo³ A. Lupato⁶¹ E. Luppi^{20,g}
O. Lupton⁵⁵ A. Lusiani^{28,r} X. Lyu⁵ L. Ma⁶ S. Maccolini^{19,e} F. Machefert¹¹ F. Maciuc³⁶ V. Macko⁴⁸
P. Mackowiak¹⁴ S. Maddrell-Mander⁵³ O. Madejczyk³⁴ L.R. Madhan Mohan⁵³ O. Maev³⁷ A. Maevskiy⁸¹
D. Maisuzenko³⁷ M.W. Majewski³⁴ S. Malde⁶² B. Malecki⁴⁷ A. Malinin⁷⁹ T. Maltsev^{42,v} H. Malygina¹⁶
G. Manca^{26,f} G. Mancinelli¹⁰ R. Manera Escalero⁴⁴ D. Manuzzi^{19,e} D. Marangotto^{25,o} J. Maratas^{9,u}
J.F. Marchand⁸ U. Marconi¹⁹ S. Mariani^{21,47,h} C. Marin Benito¹¹ M. Marinangeli⁴⁸ P. Marino⁴⁸ J. Marks¹⁶
P.J. Marshall⁵⁹ G. Martellotti³⁰ L. Martinazzoli^{47,j} M. Martinelli^{24,j} D. Martinez Santos⁴⁵ F. Martinez Vidal⁴⁶
A. Massafferri¹ M. Materok¹³ R. Matev⁴⁷ A. Mathad⁴⁹ Z. Mathe⁴⁷ V. Matiunin³⁸ C. Matteuzzi²⁴
K.R. Mattioli⁸⁴ A. Mauri³¹ E. Maurice^{11,b} J. Mauricio⁴⁴ M. Mazurek³⁵ M. McCann⁶⁰ L. Mcconnell¹⁷
T.H. Mcgrath⁶¹ A. McNab⁶¹ R. McNulty¹⁷ J.V. Mead⁵⁹ B. Meadows⁶⁴ C. Meaux¹⁰ G. Meier¹⁴ N. Meinert⁷⁵
D. Melnychuk³⁵ S. Meloni^{24,j} M. Merk^{31,78} A. Merli²⁵ L. Meyer Garcia² M. Mikhasenko⁴⁷ D.A. Milanes⁷³
E. Millard⁵⁵ M. Milovanovic⁴⁷ M.-N. Minard⁸ L. Minzoni^{20,g} S.E. Mitchell⁵⁷ B. Mitreska⁶¹ D.S. Mitzel⁴⁷
A. Mödden¹⁴ R.A. Mohammed⁶² R.D. Moise⁶⁰ T. Mombächer¹⁴ I.A. Monroy⁷³ S. Monteil⁹ M. Morandin²⁷

G. Morello²² M.J. Morello^{28,r} J. Moron³⁴ A.B. Morris⁷⁴ A.G. Morris⁵⁵ R. Mountain⁶⁷ H. Mu³ F. Muheim⁵⁷
M. Mukherjee⁷ M. Mulder⁴⁷ D. Müller⁴⁷ K. Müller⁴⁹ C.H. Murphy⁶² D. Murray⁶¹ P. Muzzetto^{26,47} P. Naik⁵³
T. Nakada⁴⁸ R. Nandakumar⁵⁶ T. Nanut⁴⁸ I. Nasteva² M. Needham⁵⁷ I. Neri^{20,g} N. Neri^{25,o} S. Neubert⁷⁴
N. Neufeld⁴⁷ R. Newcombe⁶⁰ T.D. Nguyen⁴⁸ C. Nguyen-Mau⁴⁸ E.M. Niel¹¹ S. Nieswand¹³ N. Nikitin³⁹
N.S. Nolte⁴⁷ C. Nunez⁸⁴ A. Oblakowska-Mucha³⁴ V. Obraztsov⁴³ D.P. O'Hanlon⁵³ R. Oldeman^{26,f}
M.E. Olivares⁶⁷ C.J.G. Onderwater⁷⁷ A. Ossowska³³ J.M. Otalora Goicochea² T. Ovsiannikova³⁸ P. Owen⁴⁹
A. Oyanguren^{46,47} B. Pagare⁵⁵ P.R. Pais⁴⁷ T. Pajero^{28,47,r} A. Palano¹⁸ M. Palutan²² Y. Pan⁶¹ G. Panshin⁸²
A. Papanestis⁵⁶ M. Pappagallo^{18,d} L.L. Pappalardo^{20,g} C. Pappenheimer⁶⁴ W. Parker⁶⁵ C. Parkes⁶¹
C.J. Parkinson⁴⁵ B. Passalacqua²⁰ G. Passaleva²¹ A. Pastore¹⁸ M. Patel⁶⁰ C. Patrignani^{19,e} C.J. Pawley⁷⁸
A. Pearce⁴⁷ A. Pellegrino³¹ M. Pepe Altarelli⁴⁷ S. Perazzini¹⁹ D. Pereima³⁸ P. Perret⁹ K. Petridis⁵³
A. Petrolini^{23,i} A. Petrov⁷⁹ S. Petrucci⁵⁷ M. Petruzzio²⁵ T.T.H. Pham⁶⁷ A. Philippov⁴¹ L. Pica²⁸ M. Piccini⁷⁶
B. Pietrzyk⁸ G. Pietrzyk⁴⁸ M. Pili⁶² D. Pinci³⁰ F. Pisani⁴⁷ A. Piucci¹⁶ P.K. Resmi¹⁰ V. Placinta³⁶ J. Plews⁵²
M. Plo Casasus⁴⁵ F. Polci¹² M. Poli Lener²² M. Poliakov⁶⁷ A. Poluektov¹⁰ N. Polukhina^{80,c} I. Polyakov⁶⁷
E. Polcarpo² G.J. Pomery⁵³ S. Ponce⁴⁷ D. Popov^{5,47} S. Popov⁴¹ S. Poslavskii⁴³ K. Prasanth³³
L. Promberger⁴⁷ C. Prouve⁴⁵ V. Pugatch⁵¹ H. Pullen⁶² G. Punzi^{28,n} W. Qian⁵ J. Qin⁵ R. Quagliani¹²
B. Quintana⁸ N.V. Raab¹⁷ R.I. Rabadan Trejo¹⁰ B. Rachwal³⁴ J.H. Rademacker⁵³ M. Rama²⁸
M. Ramos Pernas⁵⁵ M.S. Rangel² F. Ratnikov^{41,81} G. Raven³² M. Reboud⁸ F. Redi⁴⁸ F. Reiss¹²
C. Remon Alepuz⁴⁶ Z. Ren³ V. Renaudin⁶² R. Ribatti²⁸ S. Ricciardi⁵⁶ D.S. Richards⁵⁶ K. Rinnert⁵⁹
P. Robbe¹¹ A. Robert¹² G. Robertson⁵⁷ A.B. Rodrigues⁴⁸ E. Rodrigues⁵⁹ J.A. Rodriguez Lopez⁷³ A. Rollings⁶²
P. Roloff⁴⁷ V. Romanovskiy⁴³ M. Romero Lamas⁴⁵ A. Romero Vidal⁴⁵ J.D. Roth⁸⁴ M. Rotondo²²
M.S. Rudolph⁶⁷ T. Ruf⁴⁷ J. Ruiz Vidal⁴⁶ A. Ryzhikov⁸¹ J. Ryzka³⁴ J.J. Saborido Silva⁴⁵ N. Sagidova³⁷
N. Sahoo⁵⁵ B. Saitta^{26,f} D. Sanchez Gonzalo⁴⁴ C. Sanchez Gras³¹ R. Santacesaria³⁰ C. Santamarina Rios⁴⁵
M. Santimaria²² E. Santovetti^{29,k} D. Saranin⁸⁰ G. Sarpis⁵⁸ M. Sarpis⁷⁴ A. Sarti³⁰ C. Satriano^{30,q} A. Satta²⁹
M. Saur⁵ D. Savrina^{38,39} H. Sazak⁹ L.G. Scantlebury Smead⁶² S. Schael¹³ M. Schellenberg¹⁴ M. Schiller⁵⁸
H. Schindler⁴⁷ M. Schmelling¹⁵ T. Schmelzer¹⁴ B. Schmidt⁴⁷ O. Schneider⁴⁸ A. Schopper⁴⁷ M. Schubiger³¹
S. Schulte⁴⁸ M.H. Schune¹¹ R. Schwemmer⁴⁷ B. Sciascia²² A. Sciubba³⁰ S. Sellam⁴⁵ A. Semennikov³⁸
M. Senghi Soares³² A. Sergi^{52,47} N. Serra⁴⁹ L. Sestini²⁷ A. Seuthe¹⁴ P. Seyfert⁴⁷ D.M. Shangase⁸⁴
M. Shapkin⁴³ I. Shchemerov⁸⁰ L. Shchutska⁴⁸ T. Shears⁵⁹ L. Shekhtman^{42,v} Z. Shen⁴ V. Shevchenko⁷⁹
E.B. Shields^{24,j} E. Shmanin⁸⁰ J.D. Shupperd⁶⁷ B.G. Siddi²⁰ R. Silva Coutinho⁴⁹ G. Simi²⁷ S. Simone^{18,d}
I. Skiba^{20,g} N. Skidmore⁷⁴ T. Skwarnicki⁶⁷ M.W. Slater⁵² J.C. Smallwood⁶² J.G. Smeaton⁵⁴ A. Smetkina³⁸
E. Smith¹³ M. Smith⁶⁰ A. Snoch³¹ M. Soares¹⁹ L. Soares Lavra⁹ M.D. Sokoloff⁶⁴ F.J.P. Soler⁵⁸ A. Solovov³⁷
I. Solovyev³⁷ F.L. Souza De Almeida² B. Souza De Paula² B. Spaan¹⁴ E. Spadaro Norella^{25,o} P. Spradlin⁵⁸
F. Stagni⁴⁷ M. Stahl⁶⁴ S. Stahl⁴⁷ P. Stefko⁴⁸ O. Steinkamp^{49,80} S. Stemmler¹⁶ O. Stenyakin⁴³ H. Stevens¹⁴
S. Stone⁶⁷ M.E. Stramaglia⁴⁸ M. Straticiu³⁶ D. Strekalina⁸⁰ S. Strovok⁸² F. Suljik⁶² J. Sun²⁶ L. Sun⁷²
Y. Sun⁶⁵ P. Svihra⁶¹ P.N. Swallow⁵² K. Swientek³⁴ A. Szabelski³⁵ T. Szumlak³⁴ M. Szymanski⁴⁷ S. Taneja⁶¹
F. Teubert⁴⁷ E. Thomas⁴⁷ K.A. Thomson⁵⁹ M.J. Tilley⁶⁰ V. Tisserand⁹ S. T'Jampens⁸ M. Tobin⁶ S. Tolc⁴⁷
L. Tomassetti^{20,g} D. Torres Machado¹ D.Y. Tou¹² M. Traill⁵⁸ M.T. Tran⁴⁸ E. Trifonova⁸⁰ C. Trippl⁴⁸
G. Tuci^{28,n} A. Tully⁴⁸ N. Tuning³¹ A. Ukleja³⁵ D.J. Unverzagt¹⁶ A. Usachov³¹ A. Ustyuzhanin^{41,81} U. Uwer¹⁶
A. Vagner⁸² V. Vagnoni¹⁹ A. Valassi⁴⁷ G. Valenti¹⁹ N. Valls Canudas⁴⁴ M. van Beuzekom³¹ M. Van Dijk⁴⁸
H. Van Hecke⁶⁶ E. van Herwijnen⁸⁰ C.B. Van Hulse¹⁷ M. van Veghel⁷⁷ R. Vazquez Gomez⁴⁵
P. Vazquez Regueiro⁴⁵ C. Vázquez Sierra³¹ S. Vecchi²⁰ J.J. Velthuis⁵³ M. Veltri^{21,p} A. Venkateswaran⁶⁷
M. Veronesi³¹ M. Vesterinen⁵⁵ D. Vieira⁶⁴ M. Vieites Diaz⁴⁸ H. Viemann⁷⁵ X. Vilasis-Cardona⁸³
E. Vilella Figueras⁵⁹ P. Vincent¹² G. Vitali²⁸ A. Vollhardt⁴⁹ D. Vom Bruch¹² A. Vorobyev³⁷ V. Vorobyev^{42,v}
N. Voropaev³⁷ R. Waldi⁷⁵ J. Walsh²⁸ C. Wang¹⁶ J. Wang³ J. Wang⁷² J. Wang⁴ J. Wang⁶ M. Wang³
R. Wang⁵³ Y. Wang⁷ Z. Wang⁴⁹ H.M. Wark⁵⁹ N.K. Watson⁵² S.G. Weber¹² D. Websdale⁶⁰ C. Weisser⁶³
B.D.C. Westhenry⁵³ D.J. White⁶¹ M. Whitehead⁵³ D. Wiedner¹⁴ G. Wilkinson⁶² M. Wilkinson⁶⁷ I. Williams⁵⁴

M. Williams^{63,68} M.R.J. Williams⁵⁷ F.F. Wilson⁵⁶ W. Wislicki³⁵ M. Witek³³ L. Witola¹⁶ G. Wormser¹¹
 S.A. Wotton⁵⁴ H. Wu⁶⁷ K. Wyllie⁴⁷ Z. Xiang⁵ D. Xiao⁷ Y. Xie⁷ A. Xu⁴ J. Xu⁵ L. Xu³ M. Xu⁷ Q. Xu⁵
 Z. Xu⁵ Z. Xu⁴ D. Yang³ Y. Yang⁵ Z. Yang³ Z. Yang⁶⁵ Y. Yao⁶⁷ L.E. Yeomans⁵⁹ H. Yin⁷ J. Yu⁷⁰
 X. Yuan⁶⁷ O. Yushchenko⁴³ E. Zaffaroni⁴⁸ K.A. Zarebski⁵² M. Zavertyaev^{15,c} M. Zdybal³³ O. Zenaiev⁴⁷
 M. Zeng³ D. Zhang⁷ L. Zhang³ S. Zhang⁴ Y. Zhang⁴ Y. Zhang⁶² A. Zhelezov¹⁶ Y. Zheng⁵ X. Zhou⁵
 Y. Zhou⁵ X. Zhu³ V. Zhukov^{13,39} J.B. Zonneveld⁵⁷ S. Zucchelli^{19,e} D. Zuliani²⁷ G. Zunica⁶¹

(LHCb Collaboration)

- ¹Centro Brasileiro de Pesquisas Físicas (CBPF), Rio de Janeiro, Brazil
²Universidade Federal do Rio de Janeiro (UFRJ), Rio de Janeiro, Brazil
³Center for High Energy Physics, Tsinghua University, Beijing, China
⁴School of Physics State Key Laboratory of Nuclear Physics and Technology, Peking University, Beijing, China
⁵University of Chinese Academy of Sciences, Beijing, China
⁶Institute Of High Energy Physics (IHEP), Beijing, China
⁷Institute of Particle Physics, Central China Normal University, Wuhan, Hubei, China
⁸Univ. Grenoble Alpes, Univ. Savoie Mont Blanc, CNRS, IN2P3-LAPP, Annecy, France
⁹Université Clermont Auvergne, CNRS/IN2P3, LPC, Clermont-Ferrand, France
¹⁰Aix Marseille Univ, CNRS/IN2P3, CPPM, Marseille, France
¹¹Université Paris-Saclay, CNRS/IN2P3, IJCLab, Orsay, France
¹²LPNHE, Sorbonne Université, Paris Diderot Sorbonne Paris Cité, CNRS/IN2P3, Paris, France
¹³I. Physikalisches Institut, RWTH Aachen University, Aachen, Germany
¹⁴Fakultät Physik, Technische Universität Dortmund, Dortmund, Germany
¹⁵Max-Planck-Institut für Kernphysik (MPIK), Heidelberg, Germany
¹⁶Physikalisches Institut, Ruprecht-Karls-Universität Heidelberg, Heidelberg, Germany
¹⁷School of Physics, University College Dublin, Dublin, Ireland
¹⁸INFN Sezione di Bari, Bari, Italy
¹⁹INFN Sezione di Bologna, Bologna, Italy
²⁰INFN Sezione di Ferrara, Ferrara, Italy
²¹INFN Sezione di Firenze, Firenze, Italy
²²INFN Laboratori Nazionali di Frascati, Frascati, Italy
²³INFN Sezione di Genova, Genova, Italy
²⁴INFN Sezione di Milano-Bicocca, Milano, Italy
²⁵INFN Sezione di Milano, Milano, Italy
²⁶INFN Sezione di Cagliari, Monserrato, Italy
²⁷Università degli Studi di Padova, Università e INFN, Padova, Padova, Italy
²⁸INFN Sezione di Pisa, Pisa, Italy
²⁹INFN Sezione di Roma Tor Vergata, Roma, Italy
³⁰INFN Sezione di Roma La Sapienza, Roma, Italy
³¹Nikhef National Institute for Subatomic Physics, Amsterdam, Netherlands
³²Nikhef National Institute for Subatomic Physics and VU University Amsterdam, Amsterdam, Netherlands
³³Henryk Niewodniczanski Institute of Nuclear Physics Polish Academy of Sciences, Kraków, Poland
³⁴AGH - University of Science and Technology, Faculty of Physics and Applied Computer Science, Kraków, Poland
³⁵National Center for Nuclear Research (NCBJ), Warsaw, Poland
³⁶Horia Hulubei National Institute of Physics and Nuclear Engineering, Bucharest-Magurele, Romania
³⁷Petersburg Nuclear Physics Institute NRC Kurchatov Institute (PNPI NRC KI), Gatchina, Russia
³⁸Institute of Theoretical and Experimental Physics NRC Kurchatov Institute (ITEP NRC KI), Moscow, Russia
³⁹Institute of Nuclear Physics, Moscow State University (SINP MSU), Moscow, Russia
⁴⁰Institute for Nuclear Research of the Russian Academy of Sciences (INR RAS), Moscow, Russia
⁴¹Yandex School of Data Analysis, Moscow, Russia
⁴²Budker Institute of Nuclear Physics (SB RAS), Novosibirsk, Russia
⁴³Institute for High Energy Physics NRC Kurchatov Institute (IHEP NRC KI), Protvino, Russia, Protvino, Russia
⁴⁴ICCUB, Universitat de Barcelona, Barcelona, Spain
⁴⁵Instituto Galego de Física de Altas Enerxías (IGFAE), Universidade de Santiago de Compostela, Santiago de Compostela, Spain
⁴⁶Instituto de Física Corpuscular, Centro Mixto Universidad de Valencia - CSIC, Valencia, Spain
⁴⁷European Organization for Nuclear Research (CERN), Geneva, Switzerland
⁴⁸Institute of Physics, Ecole Polytechnique Fédérale de Lausanne (EPFL), Lausanne, Switzerland
⁴⁹Physik-Institut, Universität Zürich, Zürich, Switzerland
⁵⁰NSC Kharkiv Institute of Physics and Technology (NSC KIPT), Kharkiv, Ukraine
⁵¹Institute for Nuclear Research of the National Academy of Sciences (KINR), Kyiv, Ukraine
⁵²University of Birmingham, Birmingham, United Kingdom
⁵³H.H. Wills Physics Laboratory, University of Bristol, Bristol, United Kingdom
⁵⁴Cavendish Laboratory, University of Cambridge, Cambridge, United Kingdom
⁵⁵Department of Physics, University of Warwick, Coventry, United Kingdom
⁵⁶STFC Rutherford Appleton Laboratory, Didcot, United Kingdom
⁵⁷School of Physics and Astronomy, University of Edinburgh, Edinburgh, United Kingdom
⁵⁸School of Physics and Astronomy, University of Glasgow, Glasgow, United Kingdom

- ⁵⁹Oliver Lodge Laboratory, University of Liverpool, Liverpool, United Kingdom
⁶⁰Imperial College London, London, United Kingdom
⁶¹Department of Physics and Astronomy, University of Manchester, Manchester, United Kingdom
⁶²Department of Physics, University of Oxford, Oxford, United Kingdom
⁶³Massachusetts Institute of Technology, Cambridge, MA, United States
⁶⁴University of Cincinnati, Cincinnati, OH, United States
⁶⁵University of Maryland, College Park, MD, United States
⁶⁶Los Alamos National Laboratory (LANL), Los Alamos, United States
⁶⁷Syracuse University, Syracuse, NY, United States
⁶⁸School of Physics and Astronomy, Monash University, Melbourne, Australia, associated to ⁵⁵
⁶⁹Pontificia Universidade Católica do Rio de Janeiro (PUC-Rio), Rio de Janeiro, Brazil, associated to ²
⁷⁰Physics and Micro Electronic College, Hunan University, Changsha City, China, associated to ⁷
⁷¹Guangdong Provincial Key Laboratory of Nuclear Science, Institute of Quantum Matter, South China Normal University, Guangzhou, China, associated to ³
⁷²School of Physics and Technology, Wuhan University, Wuhan, China, associated to ³
⁷³Departamento de Física, Universidad Nacional de Colombia, Bogota, Colombia, associated to ¹²
⁷⁴Universität Bonn - Helmholtz-Institut für Strahlen und Kernphysik, Bonn, Germany, associated to ¹⁶
⁷⁵Institut für Physik, Universität Rostock, Rostock, Germany, associated to ¹⁶
⁷⁶INFN Sezione di Perugia, Perugia, Italy, associated to ²⁰
⁷⁷Van Swinderen Institute, University of Groningen, Groningen, Netherlands, associated to ³¹
⁷⁸Universiteit Maastricht, Maastricht, Netherlands, associated to ³¹
⁷⁹National Research Centre Kurchatov Institute, Moscow, Russia, associated to ³⁸
⁸⁰National University of Science and Technology "MISIS", Moscow, Russia, associated to ³⁸
⁸¹National Research University Higher School of Economics, Moscow, Russia, associated to ⁴¹
⁸²National Research Tomsk Polytechnic University, Tomsk, Russia, associated to ³⁸
⁸³DS4DS, La Salle, Universitat Ramon Llull, Barcelona, Spain, associated to ⁴⁴
⁸⁴University of Michigan, Ann Arbor, United States, associated to ⁶⁷
^aUniversidade Federal do Triângulo Mineiro (UFTM), Uberaba-MG, Brazil
^bLaboratoire Leprince-Ringuet, Palaiseau, France
^cP.N. Lebedev Physical Institute, Russian Academy of Science (LPI RAS), Moscow, Russia
^dUniversità di Bari, Bari, Italy
^eUniversità di Bologna, Bologna, Italy
^fUniversità di Cagliari, Cagliari, Italy
^gUniversità di Ferrara, Ferrara, Italy
^hUniversità di Firenze, Firenze, Italy
ⁱUniversità di Genova, Genova, Italy
^jUniversità di Milano Bicocca, Milano, Italy
^kUniversità di Roma Tor Vergata, Roma, Italy
^lAGH - University of Science and Technology, Faculty of Computer Science, Electronics and Telecommunications, Kraków, Poland
^mUniversità di Padova, Padova, Italy
ⁿUniversità di Pisa, Pisa, Italy
^oUniversità degli Studi di Milano, Milano, Italy
^pUniversità di Urbino, Urbino, Italy
^qUniversità della Basilicata, Potenza, Italy
^rScuola Normale Superiore, Pisa, Italy
^sUniversità di Modena e Reggio Emilia, Modena, Italy
^tUniversità di Siena, Siena, Italy
^uMSU - Iligan Institute of Technology (MSU-IIT), Iligan, Philippines
^vNovosibirsk State University, Novosibirsk, Russia

Abstract: A search for the rare decay $B^0 \rightarrow J/\psi\phi$ is performed using pp collision data collected with the LHCb detector at centre-of-mass energies of 7, 8 and 13 TeV, corresponding to an integrated luminosity of 9 fb^{-1} . No significant signal of the decay is observed and an upper limit of 1.1×10^{-7} at 90% confidence level is set on the branching fraction.

Keywords: B physics, flavour physics, rare decay, $\omega - \phi$ mixing, branching fraction

DOI: 10.1088/1674-1137/abdf40

I. INTRODUCTION

The $B^0 \rightarrow J/\psi K^+ K^-$ decay was first observed by the LHCb experiment with a branching fraction of $(2.51 \pm 0.35 \pm 0.19) \times 10^{-6}$ [1]. It proceeds primarily through the

Cabibbo-suppressed $\bar{b} \rightarrow \bar{c} c \bar{d}$ transition. The $K^+ K^-$ pair can come either directly from the B^0 decay via an $s\bar{s}$ pair created in the vacuum, or from the decay of intermediate states that contain both $d\bar{d}$ and $s\bar{s}$ components, such as the $a_0(980)$ resonance¹⁾. There is a potential contribution

1) The inclusion of charge-conjugate processes is implied throughout this paper.

from the ϕ meson as an intermediate state. The decay $B^0 \rightarrow J/\psi\phi$ is suppressed by the Okubo-Zweig-Iizuka (OZI) rule that forbids disconnected quark diagrams [2–4]. The size of this contribution and the exact mechanism to produce the ϕ meson in this process are of particular theoretical interest [5–7]. Under the assumption that the dominant contribution is via a small $d\bar{d}$ component in the ϕ wave-function, arising from ω – ϕ mixing (Fig. 1(a)), the branching fraction of the $B^0 \rightarrow J/\psi\phi$ decay is predicted to be of the order of 10^{-7} [5]. Contributions to $B^0 \rightarrow J/\psi\phi$ decays from the OZI-suppressed tri-gluon fusion (Fig. 1(b)), photoproduction and final-state rescattering are estimated to be at least one order of magnitude lower [7]. Experimental studies of the decay $B^0 \rightarrow J/\psi\phi$ could provide important information about the dynamics of OZI-suppressed decays.

No significant signal of $B^0 \rightarrow J/\psi\phi$ decay has been observed in previous searches by several experiments. Upper limits on the branching fraction of the decay have been set by BaBar [8], Belle [9] and LHCb [1]. The LHCb limit was obtained using a data sample corresponding to an integrated luminosity of 1 fb^{-1} of pp collision data, collected at a centre-of-mass energy of 7 TeV. This paper presents an update on the search for $B^0 \rightarrow J/\psi\phi$ decays using a data sample corresponding to an integrated luminosity of 9 fb^{-1} , including 3 fb^{-1} collected at 7 and 8 TeV, denoted as Run 1, and 6 fb^{-1} collected at 13 TeV, denoted as Run 2.

The LHCb measurement in Ref. [1] is obtained from an amplitude analysis of $B^0 \rightarrow J/\psi K^+ K^-$ decays over a wide $m(K^+ K^-)$ range from the $K^+ K^-$ mass threshold to $2200 \text{ MeV}/c^2$. This paper focuses on the $\phi(1020)$ region, with the $K^+ K^+$ mass in the range 1000 – $1050 \text{ MeV}/c^2$, and on studies of the $J/\psi K^+ K^-$ and $K^+ K^-$ mass distributions, to distinguish the $B^0 \rightarrow J/\psi\phi$ signal from the non-resonant decay $B^0 \rightarrow J/\psi K^+ K^-$ and background contaminations. The abundant decay $B_s^0 \rightarrow J/\psi\phi$ is used as the normalisation channel. The choice of mass fits over a full amplitude analysis is motivated by several considerations. The sharp ϕ mass peak provides a clear signal characteristic and the lineshape can be very well determined using the copious $B_s^0 \rightarrow J/\psi\phi$ decays. On the other hand, inter-

ference of the S -wave (either $a_0(980)/f_0(980)$ or non-resonant) and P -wave amplitudes vanishes in the $m(K^+ K^-)$ spectrum, up to negligible angular acceptance effects, after integrating over the angular variables. Furthermore, significant correlations observed between $m(J/\psi K^+ K^-)$, $m(K^+ K^-)$ and angular variables make it challenging to describe the mass-dependent angular distributions of both signal and background, which are required for an amplitude analysis. Finally, the power of the amplitude analysis in discriminating the signal from the non- ϕ contribution and background is reduced by the large number of parameters that need to be determined in the fit. In addition, a good understanding of the contamination from $B_s^0 \rightarrow J/\psi K^+ K^-$ decays in the B^0 mass-region is essential in the search for $B^0 \rightarrow J/\psi\phi$.

II. DETECTOR AND SIMULATION

The LHCb detector [10, 11] is a single-arm forward spectrometer covering the pseudorapidity range $2 < \eta < 5$, designed for the study of particles containing b or c quarks. The detector includes a high-precision tracking system consisting of a silicon-strip vertex detector surrounding the pp interaction region, a large-area silicon-strip detector located upstream of a dipole magnet with a bending power of about 4 Tm, and three stations of silicon-strip detectors and straw drift tubes placed downstream of the magnet. The tracking system provides a measurement of the momentum, p , of charged particles with a relative uncertainty that varies from 0.5% at low momentum to 1.0% at 200 GeV/c. The minimum distance of a track to a primary vertex (PV), the impact parameter (IP), is measured with a resolution of $(15 + 29/p_T) \mu\text{m}$, where p_T is the component of the momentum transverse to the beam, in GeV/c. Different types of charged hadrons are distinguished using information from two ring-imaging Cherenkov detectors. Photons, electrons and hadrons are identified by a calorimeter system consisting of scintillating-pad and preshower detectors, an electromagnetic and a hadronic calorimeter. Muons are identified by a system composed of alternating layers of iron and multiwire proportional chambers.

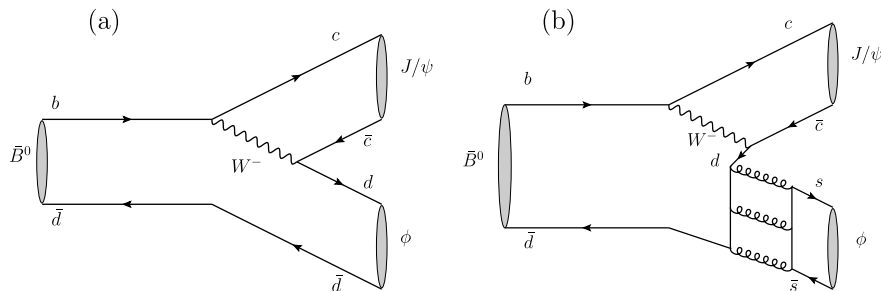


Fig. 1. Feynman diagrams for the decay $B^0 \rightarrow J/\psi\phi$ via (a) ω – ϕ mixing and (b) tri-gluon fusion.

Samples of simulated decays are used to optimise the signal candidate selection and derive the efficiency of selection. In the simulation, pp collisions are generated using PYTHIA [12, 13] with a specific LHCb configuration [14]. Decays of unstable particles are described by EVTGEN [15], in which final-state radiation is generated using PHOTOS [16]. The interaction of the generated particles with the detector, and its response, are implemented using the GEANT4 toolkit [17, 18] as described in Ref. [19].

III. CANDIDATE SELECTION

The online event selection is performed by a trigger, which consists of a hardware stage, based on information from the calorimeter and muon systems, followed by a software stage, which applies a full event reconstruction. An inclusive approach for the hardware trigger is used to maximise the available data sample, as described in Ref. [20]. Since the centre-of-mass energies and trigger thresholds are different for the Run 1 and Run 2 data-taking, the offline selection is performed separately for the two periods, following the procedure described below. The resulting data samples for the two periods are treated separately in the subsequent analysis procedure.

The offline selection comprises two stages. First, a loose selection is used to reconstruct both $B^0 \rightarrow J/\psi\phi$ and $B_s^0 \rightarrow J/\psi\phi$ candidates in the same way, given their similar kinematics. Two oppositely charged muon candidates with $p_T > 500 \text{ MeV}/c$ are combined to form a J/ψ candidate. The muon pair is required to have a common vertex and an invariant mass, $m(\mu^+\mu^-)$, in the range $3020\text{--}3170 \text{ MeV}/c^2$. A pair of oppositely charged kaon candidates identified by the Cherenkov detectors is combined to form a ϕ candidate. The K^+K^- pair is required to have an invariant mass, $m(K^+K^-)$, in the range $1000\text{--}1050 \text{ MeV}/c^2$. The J/ψ and ϕ candidates are combined to form a $B_{(s)}^0$ candidate, which is required to have good vertex quality and invariant mass, $m(J/\psi K^+K^-)$, in the range $5200\text{--}5550 \text{ MeV}/c^2$. The resulting $B_{(s)}^0$ candidate is assigned to the PV with which it has the smallest χ_{IP}^2 , where χ_{IP}^2 is defined as the difference in the vertex-fit χ^2 of a given PV reconstructed with and without the particle being considered. The invariant mass of the $B_{(s)}^0$ candidate is calculated from a kinematic fit for which the momentum vector of the $B_{(s)}^0$ candidates is aligned with the vector connecting the PV to the $B_{(s)}^0$ decay vertex and $m(\mu^+\mu^-)$ is constrained to the known J/ψ meson mass [21]. In order to suppress the background due to the random combination of a prompt J/ψ meson and a pair of charged kaons, the decay time of the $B_{(s)}^0$ candidate is required to be greater than 0.3 ps .

In a second selection stage, a boosted decision tree (BDT) classifier [22, 23] is used to further suppress com-

binatorial background. The BDT classifier is trained using simulated $B_s^0 \rightarrow J/\psi\phi$ decays representing the signal, and candidates with $m(J/\psi K^+K^-)$ in the range $5480\text{--}5550 \text{ MeV}/c^2$ as background. Candidates in both samples are required to have passed the trigger and the loose selection described above. Using a multivariate technique [24], the $B_s^0 \rightarrow J/\psi\phi$ simulation sample is corrected to match the observed distributions in background-subtracted data, including that of the p_T and pseudorapidity of the B_s^0 , the χ_{IP}^2 of the B_s^0 decay vertex, the χ^2 of the decay chain of the B_s^0 candidate [25], the particle identification variables, the track-fit χ^2 of the muon and kaon candidates, and the numbers of tracks measured simultaneously in both the vertex detector and tracking stations.

The input variables of the BDT classifier are the minimum track-fit χ^2 of the muons and the kaons, the p_T of the $B_{(s)}^0$ candidate and the K^+K^- combination, the χ^2 of the $B_{(s)}^0$ decay vertex, particle identification probabilities for muons and kaons, the minimum χ_{IP}^2 of the muons and kaons, the χ^2 of the J/ψ decay vertex, the χ_{IP}^2 of the $B_{(s)}^0$ candidate, and the χ^2 of the $B_{(s)}^0$ decay chain fit. The optimal requirement on the BDT response for the $B_{(s)}^0$ candidates is obtained by maximising the quantity ε/\sqrt{N} , where ε is the signal efficiency determined in simulation and N is the number of candidates found in the $\pm 15 \text{ MeV}/c^2$ region around the known B^0 mass [21].

In addition to combinatorial background, the data also contain fake candidates from $\Lambda_b^0 \rightarrow J/\psi p K^-$ ($B^0 \rightarrow J/\psi K^+ \pi^-$) decays, where the proton (pion) is misidentified as a kaon. To suppress these background sources, a $B_{(s)}^0$ candidate is rejected if its invariant mass, computed with one kaon interpreted as a proton (pion), lies within $\pm 15 \text{ MeV}/c^2$ of the known Λ_b^0 (B^0) mass [21] and if the kaon candidate also satisfies proton (pion) identification requirements.

A previous study of $B_s^0 \rightarrow J/\psi\phi$ decays found that the yield of the background from $B^0 \rightarrow J/\psi K^+ \pi^-$ decays is only 0.1% of the $B_s^0 \rightarrow J/\psi\phi$ signal yield [20]. Furthermore, only 1.2% of these decays, corresponding to about one candidate (three candidates) in the Run 1 (Run 2) data sample, fall in the B^0 mass region $5265\text{--}5295 \text{ MeV}/c^2$, according to simulation. Thus this background is neglected. The fraction of events containing more than one candidate is 0.11% in Run 1 data and 0.70% in Run 2 data and these events are removed from the total data sample. The acceptance, trigger, reconstruction and selection efficiencies of the signal and normalization channels are determined using simulation, which is corrected for the efficiency differences with respect to the data. The ratio of the total efficiencies of $B^0 \rightarrow J/\psi\phi$ and $B_s^0 \rightarrow J/\psi\phi$ is estimated to be $0.99 \pm 0.03 \pm 0.03$ for Run 1 and $0.99 \pm 0.01 \pm 0.02$ for Run 2, where the first uncertainties are statistical and the second ones are associated with

corrections to the simulation. The polarisation amplitudes are assumed to be the same in $B^0 \rightarrow J/\psi\phi$ and $B_s^0 \rightarrow J/\psi\phi$ decays. The systematic uncertainty associated with this assumption is found to be small and is neglected.

IV. MASS FITS

There is a significant correlation between $m(J/\psi K^+ K^-)$ and $m(K^+ K^-)$ in $B_{(s)}^0 \rightarrow J/\psi K^+ K^-$ decays, as illustrated in Fig. 2. Hence, the search for $B^0 \rightarrow J/\psi\phi$ decays is carried out by performing sequential fits to the distributions of $m(J/\psi K^+ K^-)$ and $m(K^+ K^-)$. A fit to the $m(J/\psi K^+ K^-)$ distribution is used to estimate the yields of the background components in the ± 15 MeV/ c^2 regions around the B_s^0 and B^0 nominal masses. A subsequent simultaneous fit to the $m(K^+ K^-)$ distributions of candidates falling in the two $J/\psi K^+ K^-$ mass windows, with the background yields fixed to their values from the first step, is performed to estimate the yield of $B^0 \rightarrow J/\psi\phi$ decays.

The probability density function (PDF) for the $m(J/\psi K^+ K^-)$ distribution of both the $B^0 \rightarrow J/\psi K^+ K^-$ and $B_s^0 \rightarrow J/\psi K^+ K^-$ decays is modelled by the sum of a Hypatia [26] and a Gaussian function sharing the same mean. The fraction, the width ratio between the Hypatia and Gaussian functions and the Hypatia tail parameters are determined from simulation. The $m(J/\psi K^+ K^-)$ shape of the $\Lambda_b^0 \rightarrow J/\psi p K^-$ background is described by a template obtained from simulation, while the combinatorial background is described by an exponential function with the slope left to vary. The PDFs of $B^0 \rightarrow J/\psi K^+ K^-$ and $B_s^0 \rightarrow J/\psi K^+ K^-$ decays share the same shape parameters, and the difference between the B_s^0 and B^0 masses is constrained to the known mass difference of 87.23 ± 0.16 MeV/ c^2 [21].

An unbinned maximum-likelihood fit is performed in

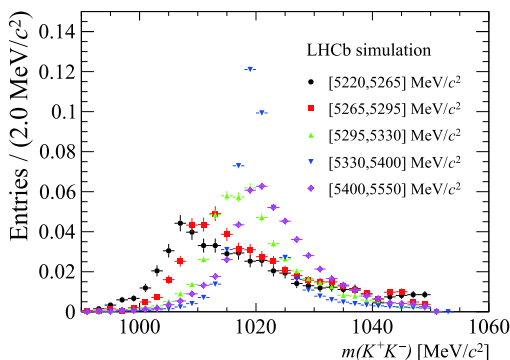


Fig. 2. (color online) Distributions of the invariant mass $m(K^+ K^-)$ in different $m(J/\psi K^+ K^-)$ intervals with boundaries at 5220, 5265, 5295, 5330, 5400 and 5550 MeV/ c^2 . They are obtained using simulated $B_s^0 \rightarrow J/\psi\phi$ decays and normalised to unity.

the $m(J/\psi K^+ K^-)$ range 5220–5480 MeV/ c^2 for Run 1 and Run 2 data samples separately. The yield of $\Lambda_b^0 \rightarrow J/\psi p K^-$ is estimated from a fit to the $J/\psi p K^-$ mass distribution with one kaon interpreted as a proton. This yield is then constrained to the resulting estimate of 399 ± 26 (1914 ± 47) in the $J/\psi K^+ K^-$ mass fit for the Run 1 (Run 2). The $m(J/\psi K^+ K^-)$ distributions, superimposed by the fit results, are shown in Fig. 3. Table 1 lists the obtained yields of the $B^0 \rightarrow J/\psi K^+ K^-$ and $B_s^0 \rightarrow J/\psi K^+ K^-$ decays, the Λ_b^0 background and the combinatorial background in the full range as well as in the ± 15 MeV/ c^2 regions around the known B_s^0 and B^0 masses.

Assuming the efficiency is independent of $m(K^+ K^-)$, the ϕ meson lineshape from $B^0 \rightarrow J/\psi\phi$ ($B_s^0 \rightarrow J/\psi\phi$) decays in the B^0 (B_s^0) region is given by

$$S_\phi(m) \equiv P_B P_R F_R^2(P_R, P_0, d) \left(\frac{P_R}{m'}\right)^{2L_R} |A_\phi(m'; m_0, \Gamma_0)|^2 \otimes G(m - m'; 0, \sigma), \quad (1)$$

where A_ϕ is a relativistic Breit-Wigner amplitude function [27] defined as

$$A_\phi(m; m_0, \Gamma_0) = \frac{1}{m_0^2 - m^2 - im_0\Gamma(m)}, \quad \Gamma(m) = \Gamma_0 \left(\frac{P_R}{P_0}\right)^{2L_R+1} \frac{m_0}{m} F_R^2(P_R, P_0, d). \quad (2)$$

The parameter m (m') denotes the reconstructed (true) $K^+ K^-$ invariant mass, m_0 and Γ_0 are the mass and decay width of the $\phi(1020)$ meson, P_B is the J/ψ momentum in the B_s^0 (B^0) rest frame, P_R (P_0) is the momentum of the kaons in the $K^+ K^-$ ($\phi(1020)$) rest frame, L_R is the orbital angular momentum between the K^+ and K^- , F_R is the Blatt-Weisskopf function, and d is the size of the decaying particle, which is set to be 1.5 (GeV/ c) $^{-1} \sim 0.3$ fm

Table 1. Measured yields of all contributions from the fit to $J/\psi K^+ K^-$ mass distribution, showing the results for the full mass range and for the B_s^0 and B^0 regions.

Data	Category	Full	B_s^0 region	B^0 region
Run 1	$B_s^0 \rightarrow J/\psi K^+ K^-$	55498 ± 238	51859 ± 220	35 ± 6
	$B^0 \rightarrow J/\psi K^+ K^-$	127 ± 19	0	119 ± 18
	$\Lambda_b^0 \rightarrow J/\psi p K^-$	407 ± 26	55 ± 8	61 ± 8
	Combinatorial background	758 ± 55	85 ± 11	94 ± 11
Run 2	$B_s^0 \rightarrow J/\psi K^+ K^-$	249670 ± 504	233663 ± 472	153 ± 12
	$B^0 \rightarrow J/\psi K^+ K^-$	637 ± 39	0	596 ± 38
	$\Lambda_b^0 \rightarrow J/\psi p K^-$	1943 ± 47	261 ± 16	290 ± 17
	Combinatorial background	2677 ± 109	303 ± 20	331 ± 21

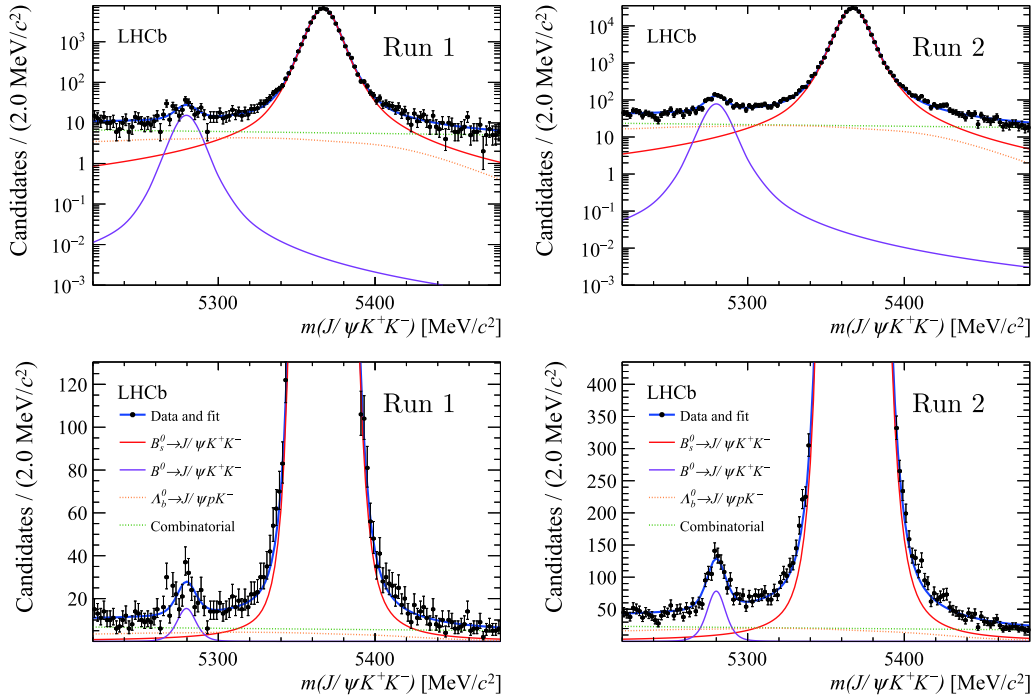


Fig. 3. (color online) The distributions of $m(J/\psi K^+ K^-)$, superimposed by the fit results, for (left) Run 1 and (right) Run 2 data samples. The top row shows the full B_s^0 signals in logarithmic scale while the bottom row is presented in a reduced vertical range to make the B^0 peaks visible. The violet (red) solid lines represent the $B_{(s)}^0 \rightarrow J/\psi K^+ K^-$ decays, the orange dotted lines show the Λ_b^0 background and the green dotted lines show the combinatorial background.

[28]. The amplitude squared is folded with a Gaussian resolution function G . For $L_R = 1$, F_R has the form

$$F_R(P_R, P_0, d) = \sqrt{\frac{1 + (P_0 d)^2}{1 + (P_R d)^2}}, \quad (3)$$

and depends on the momentum of the decay products P_R [27].

As is shown in Fig. 2, due to the correlation between the reconstructed masses of $K^+ K^-$ and $J/\psi K^+ K^-$, the shape of the $m(K^+ K^-)$ distribution strongly depends on the chosen $m(J/\psi K^+ K^-)$ range. The top two plots in Fig. 3 show the $m(J/\psi K^+ K^-)$ distributions for Run 1 and Run 2 separately, where a small B^0 signal can be seen on the tail of a large B_s^0 signal. Therefore, it is necessary to estimate the lineshape of the $K^+ K^-$ mass spectrum from $B_s^0 \rightarrow J/\psi\phi$ decays in the B^0 region. The $m(K^+ K^-)$ distribution of the $B_s^0 \rightarrow J/\psi\phi$ tail leaking into the B^0 mass window can be effectively described by Eq. (1) with modified values of m_0 and Γ_0 , which are extracted from an unbinned maximum-likelihood fit to the $B_s^0 \rightarrow J/\psi\phi$ simulation sample.

The non- ϕ $K^+ K^-$ contributions to $B^0 \rightarrow J/\psi K^+ K^-$ ($B_s^0 \rightarrow J/\psi K^+ K^-$) decays include that from $a_0(980)$ [1] ($f_0(980)$ [29]) and nonresonant $K^+ K^-$ in an S -wave configuration. The PDF for this contribution is given by

$$S_{\text{non}}(m) \equiv P_B P_R F_B^2 \left(\frac{P_B}{m_B} \right)^2 |A_R(m) \times e^{i\delta} + A_{NR}|^2, \quad (4)$$

where m is the $K^+ K^-$ invariant mass, m_B is the known $B_{(s)}^0$ mass [21], F_B is the Blatt-Weisskopf barrier factor of the $B_{(s)}^0$ meson, A_R and A_{NR} represent the resonant ($a_0(980)$ or $f_0(980)$) and nonresonant amplitudes, and δ is a relative phase between them. The nonresonant amplitude A_{NR} is modelled as a constant function. The lineshape of the $a_0(980)$ ($f_0(980)$) resonance can be described by a Flatté function [30] considering the coupled channels $\eta\pi^0$ ($\pi\pi$) and KK . The Flatté functions are given by

$$A_{a_0}(m) = \frac{1}{m_R^2 - m^2 - i(g_{\eta\pi}^2 \rho_{\eta\pi} + g_{KK}^2 \rho_{KK})} \quad (5)$$

for the $a_0(980)$ resonance and

$$A_{f_0}(m) = \frac{1}{m_R^2 - m^2 - i m_R (g_{\pi\pi} \rho_{\pi\pi} + g_{KK} \rho_{KK})} \quad (6)$$

for the $f_0(980)$ resonance. The parameter m_R denotes the pole mass of the resonance for both cases. The constants $g_{\eta\pi}$ ($g_{\pi\pi}$) and g_{KK} are the coupling strengths of $a_0(980)$ ($f_0(980)$) to the $\eta\pi^0$ ($\pi\pi$) and KK final states, respect-

ively. The ρ factors are given by the Lorentz-invariant phase space:

$$\rho_{\pi\pi} = \frac{2}{3} \sqrt{1 - \frac{4m_{\pi^\pm}^2}{m^2}} + \frac{1}{3} \sqrt{1 - \frac{4m_{\pi^0}^2}{m^2}}, \quad (7)$$

$$\rho_{KK} = \frac{1}{2} \sqrt{1 - \frac{4m_{K^\pm}^2}{m^2}} + \frac{1}{2} \sqrt{1 - \frac{4m_{K^0}^2}{m^2}}, \quad (8)$$

$$\rho_{\eta\pi} = \sqrt{\left(1 - \frac{(m_\eta - m_{\pi^0})^2}{m^2}\right) \left(1 - \frac{(m_\eta + m_{\pi^0})^2}{m^2}\right)}. \quad (9)$$

The parameters for the $a_0(980)$ lineshape are $m_R = 0.999 \pm 0.002$ GeV/ c^2 , $g_{\eta\pi} = 0.324 \pm 0.015$ GeV/ c^2 , and $g_{KK}^2/g_{\eta\pi}^2 = 1.03 \pm 0.14$, determined by the Crystal Barrel experiment [31]; the parameters for the $f_0(980)$ lineshape are $m_R = 0.9399 \pm 0.0063$ GeV/ c^2 , $g_{\pi\pi} = 0.199 \pm 0.030$ GeV/ c^2 , and $g_{KK}/g_{\pi\pi} = 3.0 \pm 0.3$, according to the previous analysis of $B_s^0 \rightarrow J/\psi \pi^+ \pi^-$ decays [32].

For the $\Lambda_b^0 \rightarrow J/\psi p K^-$ background, no dependency of the $m(K^+ K^-)$ shape on $m(J/\psi K^+ K^-)$ is observed in simulation. Therefore, a common PDF is used to describe the $m(K^+ K^-)$ distributions in both the B_s^0 and B^0 regions. The PDF is modelled by a third-order Chebyshev polynomial function, obtained from the unbinned maximum-likelihood fit to the simulation shown in Fig. 4.

In order to study the $m(K^+ K^-)$ shape of the combinatorial background in the B^0 region, a BDT requirement that strongly favours background is applied to form a background-dominated sample. Simulated $\Lambda_b^0 \rightarrow J/\psi p K^-$ and $B_s^0 \rightarrow J/\psi \phi$ events are then injected into this sample with negative weights to subtract these contributions. The resulting $m(K^+ K^-)$ distribution is shown in Fig. 5, which comprises a ϕ resonance contribution and random $K^+ K^-$ combinations, where the shape of the former is described by Eq. (1) and the latter by a second-order Chebyshev

polynomial function. To validate the underlying assumptions of this procedure, the $m(K^+ K^-)$ shape has been checked to be compatible in different $J/\psi K^+ K^-$ mass regions and with different BDT requirements.

A simultaneous unbinned maximum-likelihood fit to the four $m(K^+ K^-)$ distributions in both B_s^0 and B^0 regions of Run 1 and Run 2 data samples is performed. The ϕ resonance in $B_{(s)}^0 \rightarrow J/\psi \phi$ decays is modelled by Eq. (1). The non- ϕ $K^+ K^-$ contribution to $B_{(s)}^0 \rightarrow J/\psi K^+ K^-$ decays is described by Eq. (4). The tail of $B_s^0 \rightarrow J/\psi \phi$ decays in the B^0 region is described by the extracted shape from simulation. The Λ_b^0 background and the combinatorial background are described by the shapes shown in Figs. 4 and 5, respectively. All $m(K^+ K^-)$ shapes are common to the B^0 and B_s^0 regions, except that of the B_s^0 tail, which is only needed for the B^0 region. The mass and decay width of $\phi(1020)$ meson are constrained to their PDG values [21] while the width of the $m(K^+ K^-)$ resolution function is allowed to vary in the fit. The pole mass of $f_0(980)$ ($a_0(980)$) and the coupling factors, including $g_{\pi\pi}$, $g_{KK}/g_{\pi\pi}$, $g_{\eta\pi}^2$ and $g_{KK}^2/g_{\eta\pi}^2$, are fixed to their central values in the reference fit. The amplitude A_{NR} is allowed to vary freely, while the relative phase δ between the $f_0(980)$ ($a_0(980)$) and nonresonance amplitudes is constrained to -255 ± 35 (-60 ± 26) degrees, which was de-

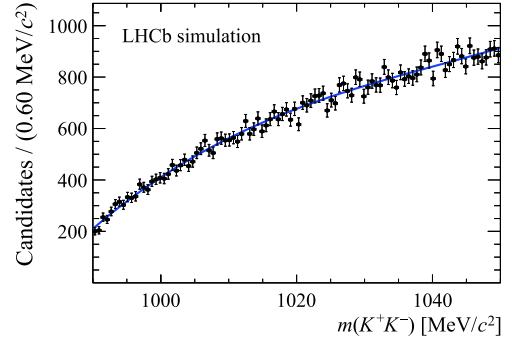


Fig. 4. Distribution of $m(K^+ K^-)$ in a $\Lambda_b^0 \rightarrow J/\psi p K^-$ simulation sample superimposed with a fit to a polynomial function.

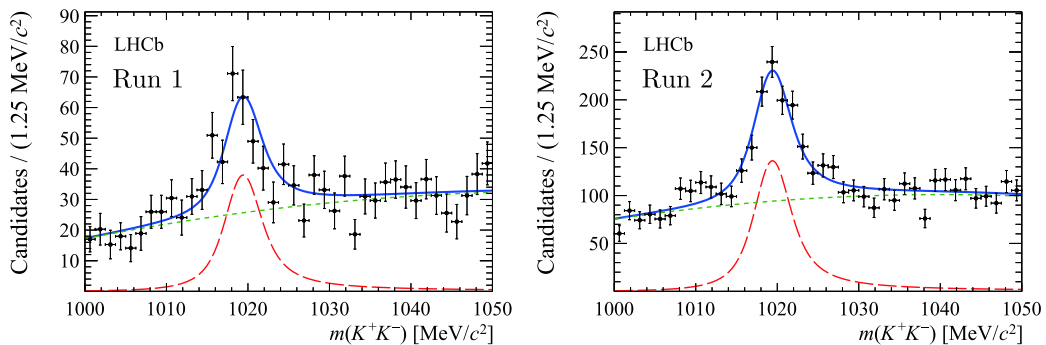


Fig. 5. (color online) $m(K^+ K^-)$ distributions of the enhanced combinatorial background in the (left) Run 1 and (right) Run 2 data samples. The $B_s^0 \rightarrow J/\psi \phi$ and $\Lambda_b^0 \rightarrow J/\psi p K^-$ backgrounds are subtracted by injecting simulated events with negative weights.

terminated in the amplitude analysis of $B_s^0 \rightarrow J/\psi K^+ K^-$ ($B^0 \rightarrow J/\psi K^+ K^-$) decays [1, 29]. The yields of the Λ_b^0 background, the $B_s^0 \rightarrow J/\psi\phi$ tail leaking into the B^0 region and the combinatorial background are fixed to the corresponding values in Table 1, while the yields of non- ϕ $K^+ K^-$ for B_s^0 and B^0 decays as well as the yield of $B_s^0 \rightarrow J/\psi\phi$ decays take different values for Run 1 and Run 2 data samples and are left to vary in the fit.

The branching fraction $\mathcal{B}(B^0 \rightarrow J/\psi\phi)$, the parameter of interest to be determined by the fit, is common for Run 1 and Run 2. The yield of $B^0 \rightarrow J/\psi\phi$ decays is internally expressed according to

$$N_{B^0 \rightarrow J/\psi\phi} = N_{B_s^0 \rightarrow J/\psi\phi} \times \frac{\mathcal{B}(B^0 \rightarrow J/\psi\phi)}{\mathcal{B}(B_s^0 \rightarrow J/\psi\phi)} \times \frac{\varepsilon_{B^0}}{\varepsilon_{B_s^0}} \times \frac{1}{f_s/f_d}, \quad (10)$$

where the branching fraction $\mathcal{B}(B_s^0 \rightarrow J/\psi\phi)$ has been measured by the LHCb collaboration [29], $\varepsilon_{B^0}/\varepsilon_{B_s^0}$ is the efficiency ratio given in Sec. III, f_s/f_d is the ratio of the production fractions of B_s^0 and B^0 mesons in pp collisions, which has been measured at 7 TeV to be 0.256 ± 0.020 in the LHCb detector acceptance [33]. The effect of increasing collision energy on f_s/f_d is found to be negligible for 8 TeV and a scaling factor of 1.068 ± 0.046 is needed for 13 TeV [34]. The parameters $\mathcal{B}(B_s^0 \rightarrow J/\psi\phi)$, $\varepsilon_{B^0}/\varepsilon_{B_s^0}$ and f_s/f_d are fixed to their central

values in the baseline fit and their uncertainties are propagated to $\mathcal{B}(B^0 \rightarrow J/\psi\phi)$ in the evaluation of systematic uncertainties.

The $m(K^+ K^-)$ distributions in the B_s^0 and B^0 regions are shown in Fig. 6 for both Run 1 and Run 2 data samples. The branching fraction $\mathcal{B}(B^0 \rightarrow J/\psi\phi)$ is found to be $(6.8 \pm 3.0(\text{stat.})) \times 10^{-8}$. The significance of the decay $B^0 \rightarrow J/\psi\phi$, over the background-only hypothesis, is estimated to be 2.3 standard deviations using Wilks' theorem [35].

To validate the sequential fit procedure, a large number of pseudosamples were generated according to the fit models for the $m(J/\psi K^+ K^-)$ and $m(K^+ K^-)$ distributions. The model parameters were taken from the result of the baseline fit to the data. The fit procedure described above was applied to each pseudosample. The distributions of the obtained estimate of $\mathcal{B}(B^0 \rightarrow J/\psi\phi)$ and the corresponding pulls are found to be consistent with the reference result, which indicates that the procedure has negligible bias and its uncertainty estimate is reliable. A similar check has been performed using pseudosamples generated with an alternative model for the $B^0 \rightarrow J/\psi K^+ K^-$ decays, which is based on the amplitude model developed for the $B_s^0 \rightarrow J/\psi K^+ K^-$ analysis [20] and includes contributions from P -wave $B^0 \rightarrow J/\psi\phi$ decays, S -wave $B^0 \rightarrow J/\psi K^+ K^-$ decays and their interference. In this case, the robustness of the fit method has also been confirmed.

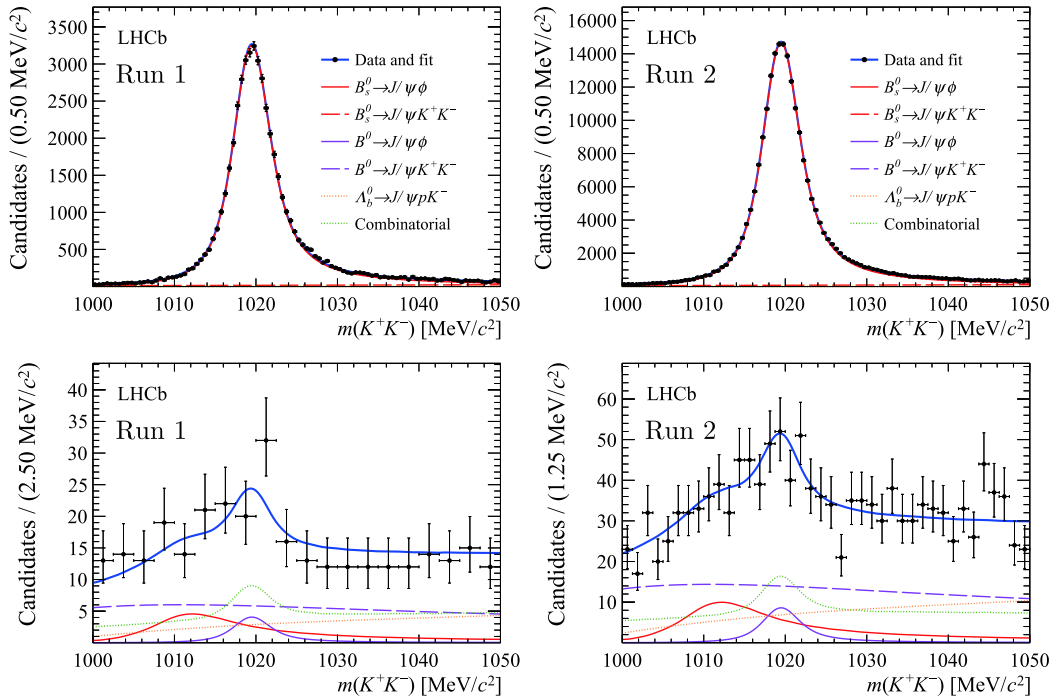


Fig. 6. (color online) Distributions in the (top) B_s^0 and (bottom) B^0 $m(K^+ K^-)$ regions, superimposed by the fit results. The left and right columns show the results for the Run 1 and Run 2 data samples, respectively. The violet (red) solid lines are $B_{(s)}^0 \rightarrow J/\psi\phi$ decays, violet (red) dashed lines are non- ϕ $B_{(s)}^0 \rightarrow J/\psi K^+ K^-$ signal, green dotted lines are the combinatorial background component, and the orange dotted lines are the Λ_b^0 background component.

V. SYSTEMATIC UNCERTAINTIES

Two categories of systematic uncertainties are considered: multiplicative uncertainties, which are associated with the normalisation factors; and additive uncertainties, which affect the determination of the yields of the $B^0 \rightarrow J/\psi\phi$ and $B_s^0 \rightarrow J/\psi\phi$ modes.

The multiplicative uncertainties include those propagated from the estimates of $\mathcal{B}(B_s^0 \rightarrow J/\psi\phi)$, f_s/f_d and $\varepsilon_{B_s^0}/\varepsilon_{B^0}$. Using the f_s/f_d measurement at 7 TeV [29, 33], $\mathcal{B}(B_s^0 \rightarrow J/\psi\phi)$ was measured to be $(10.50 \pm 0.13(\text{stat.}) \pm 0.64(\text{syst.}) \pm 0.82(f_s/f_d)) \times 10^{-4}$. The third uncertainty is completely anti-correlated with the uncertainty on f_s/f_d , since the estimate of $\mathcal{B}(B_s^0 \rightarrow J/\psi\phi)$ is inversely proportional to the value used for f_s/f_d . Taking this correlation into account yields $\mathcal{B}(B_s^0 \rightarrow J/\psi\phi) \times f_s/f_d = (2.69 \pm 0.17) \times 10^{-4}$ for 7 TeV. The luminosity-weighted average of the scaling factor for f_s/f_d for 13 TeV has a relative uncertainty of 3.4%. For the efficiency ratio $\varepsilon_{B_s^0}/\varepsilon_{B^0}$, its luminosity-weighted average has a relative uncertainty of 1.8%. Summing these three contributions in quadrature gives a total relative uncertainty of 7.3% on $\mathcal{B}(B^0 \rightarrow J/\psi\phi)$.

The additive uncertainties are due to imperfect modeling of the $m(J/\psi K^+ K^-)$ and $m(K^+ K^-)$ shapes of the signal and background components. To evaluate the systematic effect associated with the $m(J/\psi K^+ K^-)$ model of the combinatorial background, the fit procedure is repeated by replacing the exponential function for the combinatorial background with a second-order polynomial function. A large number of simulated pseudosamples were generated according to the obtained alternative model. Each pseudosample was fitted twice, using the baseline and alternative combinatorial shape, respectively. The average difference of $\mathcal{B}(B^0 \rightarrow J/\psi\phi)$ is 0.03×10^{-8} , which is taken as a systematic uncertainty.

In the $m(K^+ K^-)$ fit, the yields of $\Lambda_b^0 \rightarrow J/\psi p K^-$ decay, combinatorial backgrounds under the B^0 and B_s^0 peaks, and that of the B_s^0 tail leaking into the B^0 region are fixed to the values in Table 1. Varying these yields separately leads to a change of $\mathcal{B}(B^0 \rightarrow J/\psi\phi)$ by 0.05×10^{-8} for $\Lambda_b^0 \rightarrow J/\psi p K^-$, 0.61×10^{-8} for the combinatorial background and 0.24×10^{-8} for the B_s^0 tail in the B^0 region, and these are assigned as systematic uncertainties on $\mathcal{B}(B^0 \rightarrow J/\psi\phi)$.

The constant d in Eq. (3) is varied between 1.0 and 3.0 $(\text{GeV}/c)^{-1}$. The maximum change of $\mathcal{B}(B^0 \rightarrow J/\psi\phi)$ is evaluated to be 0.01×10^{-8} , which is taken as a systematic uncertainty.

The $m(K^+ K^-)$ shape of the B_s^0 tail under the B^0 peak is extracted using a $B_s^0 \rightarrow J/\psi\phi$ simulation sample. The statistical uncertainty due to the limited size of this sample is estimated using the bootstrapping technique [36]. A large number of new data sets of the same size as the original simulation sample were formed by randomly

cloning events from the original sample, allowing one event to be cloned more than once. The spread in the results of $\mathcal{B}(B^0 \rightarrow J/\psi\phi)$ obtained by using these pseudosamples in the analysis procedure is then adopted as a systematic uncertainty, which is evaluated to be 0.29×10^{-8} .

In the reference model, the $m(K^+ K^-)$ shape of the $\Lambda_b^0 \rightarrow J/\psi p K^-$ background is determined from simulation, under the assumption that this shape is insensitive to the $m(J/\psi K^+ K^-)$ region. A sideband sample enriched with $\Lambda_b^0 \rightarrow J/\psi p K^-$ contributions is selected by requiring one kaon to have a large probability to be a proton. An alternative $m(K^+ K^-)$ shape is extracted from this sample after subtracting the random combinations, and used in the $m(K^+ K^-)$ fit. The resulting change of $\mathcal{B}(B^0 \rightarrow J/\psi\phi)$ is 0.28×10^{-8} , which is assigned as a systematic uncertainty.

The $m(K^+ K^-)$ shape of the combinatorial background is represented by that of the $J/\psi K^+ K^-$ combinations with a BDT selection that strongly favours the background over the signal, under the assumption that this shape is insensitive to the BDT requirement. Repeating the $m(K^+ K^-)$ fit by using the combinatorial background shape obtained with two non-overlapping sub-intervals of BDT response, the result for $\mathcal{B}(B^0 \rightarrow J/\psi\phi)$ is found to be stable, with a maximum variation of 0.16×10^{-8} , which is regarded as a systematic uncertainty.

In Eqs. (7)–(9), the coupling factors $g_{\eta\pi}$, $g_{KK}^2/g_{\eta\pi}^2$, $g_{\pi\pi}$ and $g_{KK}/g_{\pi\pi}$, are fixed to their mean values from Ref. [31, 32]. The fit is repeated by varying each factor by its experimental uncertainty and the maximum variation of the branching fraction is considered for each parameter. The sum of the variations in quadrature is 0.06×10^{-8} , which is assigned as a systematic uncertainty.

The systematic uncertainties are summarised in Table 2. The total systematic uncertainty is the sum in quadrature of all these contributions.

A profile likelihood method is used to compute the upper limit of $\mathcal{B}(B^0 \rightarrow J/\psi\phi)$ [37, 38]. The profile likelihood ratio as a function of $\mathcal{B} \equiv \mathcal{B}(B^0 \rightarrow J/\psi\phi)$ is defined as

$$\lambda_0(\mathcal{B}) \equiv \frac{L(\mathcal{B}, \widehat{\nu})}{L(\widehat{\mathcal{B}}, \widehat{\nu})}, \quad (11)$$

where ν represents the set of fit parameters other than \mathcal{B} , $\widehat{\mathcal{B}}$ and $\widehat{\nu}$ are the maximum likelihood estimators, and $\widehat{\nu}$ is the profiled value of the parameter ν that maximises L for the specified \mathcal{B} . Systematic uncertainties are incorporated by smearing the profile likelihood ratio function with a Gaussian function which has a zero mean and a width equal to the total systematic uncertainty:

Table 2. Systematic uncertainties on $\mathcal{B}(B^0 \rightarrow J/\psi\phi)$ for multiplicative and additive sources.

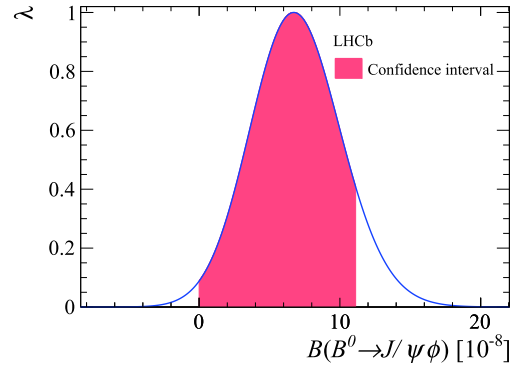
Multiplicative uncertainties	Value (%)
$\mathcal{B}(B_s^0 \rightarrow J/\psi\phi)$	6.2
Scaling factor for f_s/f_d	3.4
$\varepsilon_{B^0}/\varepsilon_{B_s^0}$	1.8
Total	7.3
Additive uncertainties	Value (10^{-8})
$m(J/\psi K^+ K^-)$ model of combinatorial background	0.03
Fixed yields of Λ_b^0 in $m(K^+ K^-)$ fit	0.05
Fixed yields of combinatorial background in $m(K^+ K^-)$ fit	0.61
Fixed yields of B_s^0 contribution in $m(K^+ K^-)$ fit	0.24
Constant d	0.01
$m(K^+ K^-)$ shape of B_s^0 contribution	0.29
$m(K^+ K^-)$ shape of Λ_b^0	0.28
$m(K^+ K^-)$ shape of combinatorial background	0.16
$m(K^+ K^-)$ shape of non- ϕ	0.06
Total	0.80

$$\lambda(\mathcal{B}) = \int_{-\infty}^{+\infty} \lambda_0(\mathcal{B}') \times G(\mathcal{B} - \mathcal{B}', 0, \sigma_{\text{sys}}(\mathcal{B}')) d\mathcal{B}'. \quad (12)$$

The smeared profile likelihood ratio curve is shown in Fig. 7. The 90% confidence interval starting at $\mathcal{B} = 0$ is shown as the red area, which covers 90% of the integral of the $\lambda(\mathcal{B})$ function in the physical region. The obtained upper limit on $\mathcal{B}(B^0 \rightarrow J/\psi\phi)$ at 90% CL is 1.1×10^{-7} .

VI. CONCLUSION

A search for the rare decay $B^0 \rightarrow J/\psi\phi$ has been performed using the full Run 1 and Run 2 data samples of pp collisions collected with the LHCb experiment, corresponding to an integrated luminosity of 9 fb^{-1} . A branching fraction of $\mathcal{B}(B^0 \rightarrow J/\psi\phi) = (6.8 \pm 3.0 \pm 0.9) \times 10^{-8}$ is measured, which indicates no statistically significant excess of the decay $B^0 \rightarrow J/\psi\phi$ above the background-only hypothesis. The upper limit on its branching fraction at 90% CL is determined to be 1.1×10^{-7} , which is compat-

**Fig. 7.** (color online) Smeared profile likelihood ratio curve shown as the blue solid line, and the 90% confidence interval indicated by the red area.

ible with theoretical expectations and improved compared with the previous limit of 1.9×10^{-7} obtained by the LHCb experiment using Run 1 data, with a corresponding integrated luminosity of 1 fb^{-1} .

ACKNOWLEDGEMENTS

We express our gratitude to our colleagues in the CERN accelerator departments for the excellent performance of the LHC. We thank the technical and administrative staff at the LHCb institutes. We acknowledge support from CERN and from the national agencies: CAPES, CNPq, FAPERJ and FINEP (Brazil); MOST and NSFC (China); CNRS/IN2P3 (France); BMBF, DFG and MPG (Germany); INFN (Italy); NWO (Netherlands); MNiSW and NCN (Poland); MEN/IFA (Romania); MSHE (Russia); MICINN (Spain); SNSF and SER (Switzerland); NASU (Ukraine); STFC (United Kingdom); DOE NP and NSF (USA). We acknowledge the computing resources that are provided by CERN, IN2P3 (France), KIT and DESY (Germany), INFN (Italy), SURF (Netherlands), PIC (Spain), GridPP (United Kingdom), RRCKI and Yandex LLC (Russia), CSCS (Switzerland), IFINHH (Romania), CBPF (Brazil), PL-GRID (Poland) and OSC (USA). We are indebted to the communities behind the multiple open-source software packages on which we depend.

References

- [1] LHCb Collaboration, R. Aaij *et al.*, Phys. Rev. D **88**, 072005 (2013), arXiv:1308.5916
- [2] S. Okubo, Phys. Lett. **5**, 165 (1963)
- [3] G. Zweig, *An SU_3 model for strong interaction symmetry and its breaking; Version 2* CERN-TH.412, CERN, 1964
- [4] J. Iizuka, Progress of Theoretical Physics Supplement **37-38**, 21 (1966)
- [5] M. Gronau and J. L. Rosner, Phys. Lett. B **666**, 185 (2008), arXiv:0806.3584
- [6] M. Gronau and J. L. Rosner, Phys. Lett. B **669**, 321 (2008), arXiv:0808.3761
- [7] Y. Li and H.-Y. Cheng, Phys. Lett. B **677**, 278 (2009), arXiv:0901.2782
- [8] BaBar Collaboration, B. Aubert *et al.*, Phys. Rev. Lett. **91**, 071801 (2003), arXiv:hep-ex/0304014
- [9] Belle Collaboration, Y. Liu *et al.*, Phys. Rev. D **78**, 011106 (2008), arXiv:0805.3225
- [10] LHCb Collaboration, A. A. Alves Jr. *et al.*, JINST **3**, S08005 (2008)

- [11] LHCb Collaboration, R. Aaij *et al.*, *Int. J. Mod. Phys. A* **30**, 1530022 (2015), arXiv:[1412.6352](#)
- [12] T. Sjöstrand, S. Mrenna, and P. Skands, *Comput. Phys. Commun.* **178**, 852 (2008), arXiv:[0710.3820](#)
- [13] T. Sjöstrand, S. Mrenna, and P. Skands, *JHEP* **05**, 026 (2006), arXiv:[hep-ph/0603175](#)
- [14] I. Belyaev *et al.*, *J. Phys. Conf. Ser.* **331**, 032047 (2011)
- [15] D. J. Lange, *Nucl. Instrum. Meth. A* **462**, 152 (2001)
- [16] P. Golonka and Z. Was, *Eur. Phys. J. C* **45**, 97 (2006), arXiv:[hep-ph/0506026](#)
- [17] Geant4 Collaboration, J. Allison *et al.*, *IEEE Trans. Nucl. Sci.* **53**, 270 (2006)
- [18] Geant4 Collaboration, S. Agostinelli *et al.*, *Nucl. Instrum. Meth. A* **506**, 250 (2003)
- [19] M. Clemencic *et al.*, *J. Phys. Conf. Ser.* **331**, 032023 (2011)
- [20] LHCb collaboration, R. Aaij *et al.*, *Eur. Phys. J. C* **79**, 706 (2019), Erratum *ibid. C* **80**, 601 (2020), arXiv: 1906.08356
- [21] P. A. Zyla *et al.* (Particle Data Group), *Review of particle physics*, to be published in *Prog. Theor. Exp. Phys.* **6**, 083C01 (2020)
- [22] L. Breiman, J. H. Friedman, R. A. Olshen *et al.*, *Classification and regression trees*, [Wadsworth international group](#), Belmont, California, USA, 1984
- [23] Y. Freund and R. E. Schapire, *J. Comput. Syst. Sci.* **55**, 119 (1997)
- [24] D. Martschei, M. Feindt, S. Honc *et al.*, *Journal of Physics: Conference Series* **368**, (2012)
- [25] W. D. Hulsbergen, *Nucl. Instrum. Meth. A* **552**, 566 (2005), arXiv:[physics/0503191](#)
- [26] D. Martínez Santos and F. Dupertuis, *Nucl. Instrum. Meth. A* **764**, 150 (2014), arXiv:[1312.5000](#)
- [27] LHCb Collaboration, R. Aaij *et al.*, *Phys. Rev. Lett.* **115**, 072001 (2015), arXiv:[1507.03414](#)
- [28] F. Von Hippel and C. Quigg, *Phys. Rev. D* **5**, 624 (1972)
- [29] LHCb Collaboration, R. Aaij *et al.*, *Phys. Rev. D* **87**, 072004 (2013), arXiv:[1302.1213](#)
- [30] S. M. Flatté, *Phys. Lett. B* **63**, 228 (1976)
- [31] Crystal Barrel Collaboration, A. Abele *et al.*, *Phys. Rev. D* **57**, 3860 (1998)
- [32] LHCb Collaboration, R. Aaij *et al.*, *Phys. Rev. D* **86**, 052006 (2012), arXiv:[1204.5643](#)
- [33] LHCb Collaboration, R. Aaij *et al.*, *JHEP* **04**, 001 (2013), arXiv:[1301.5286](#)
- [34] LHCb Collaboration, R. Aaij *et al.*, *Phys. Rev. Lett.* **118**, 191801 (2017), arXiv:[1703.05747](#)
- [35] S. S. Wilks, *Ann. Math. Stat.* **9**, 60 (1938)
- [36] B. Efron, *Ann. Statist.* **7**, 1 (1979)
- [37] G. Cowan, K. Cranmer, E. Gross *et al.*, *Asymptotic formulae for likelihoodbased tests of new physics*, *Eur. Phys. J. C* **71**, 1554 (2011), arXiv: 1007.1727, [Erratum: *Eur. Phys. J. C* **73**, 2501 (2013)]
- [38] RooStats Team, G. Schott *et al.*, *RooStats for searches*, in *Proceedings, PHYSTAT 2011 Workshop on Statistical Issues Related to Discovery Claims in Searches Experiments and Unfolding*, CERN, Geneva, Switzerland 17-20 January 2011, (Geneva), 199–208, CERN, 2011, arXiv: 1203.1547