

ROADMAP • OPEN ACCESS

Roadmap on established and emerging photovoltaics for sustainable energy conversion

To cite this article: James C Blakesley *et al* 2024 *J. Phys. Energy* **6** 041501

View the [article online](#) for updates and enhancements.

You may also like

- [2024 roadmap for sustainable batteries](#)
Magda Titirici, Patrik Johansson, Maria Crespo Ribadeneyra *et al.*
- [Stabilization of Ce³⁺ cations via U–Ce charge transfer in mixed oxides: consequences on the thermochemical water splitting to hydrogen](#)
Carlos Morales, Rudi Tschammer, Thomas Gouder *et al.*
- [Radiation versus environmental degradation in unencapsulated metal halide perovskite solar cells](#)
Megh N Khanal, Vincent R Whiteside, Mritunjaya Parashar *et al.*

Journal of Physics: Energy



ROADMAP

Roadmap on established and emerging photovoltaics for sustainable energy conversion

OPEN ACCESS

RECEIVED

19 October 2023

REVISED

21 June 2024

ACCEPTED FOR PUBLICATION

27 August 2024

PUBLISHED

11 October 2024

Original content from this work may be used under the terms of the [Creative Commons Attribution 4.0 licence](https://creativecommons.org/licenses/by/4.0/).

Any further distribution of this work must maintain attribution to the author(s) and the title of the work, journal citation and DOI.



James C Blakesley^{1,61}, Ruy S Bonilla^{2,61} , Marina Freitag^{3,61}, Alex M Ganose^{4,61} , Nicola Gasparini^{4,61} , Pascal Kaienburg^{5,61} , George Koutsourakis^{1,61} , Jonathan D Major^{6,61}, Jenny Nelson^{7,8,61}, Nakita K Noel^{5,61} , Bart Roose^{9,61} , Jae Sung Yun^{11,61}, Simon Aliwell¹² , Pietro P Altermatt^{2,13} , Tayebbeh Ameri^{14,15}, Virgil Andrei^{16,23} , Ardalan Armin¹⁷, Diego Bagnis¹⁸ , Jenny Baker^{19,20} , Hamish Beath^{7,8}, Mathieu Bellanger¹², Philippe Berrouard²¹, Jochen Blumberger²² , Stuart A Boden²³, Hugo Bronstein^{16,24}, Matthew J Carnie^{25,26} , Chris Case²⁷, Fernando A Castro¹ , Yi-Ming Chang²⁸, Elmer Chao²⁹, Tracey M Clarke³⁰ , Graeme Cooke³¹, Pablo Docampo³¹ , Ken Durose⁶ , James R Durrant^{4,26,60}, Marina R Filip⁵, Richard H Friend²⁴, Jarvist M Frost⁴ , Elizabeth A Gibson², Alexander J Gillett²⁴, Pooja Goddard³² , Severin N Habisreutinger²⁷, Martin Heeney⁴, Arthur D Hendsbee²¹, Louise C Hirst^{24,33} , M Saiful Islam², K D G Imalka Jayawardena¹¹, Michael B Johnston⁵, Matthias Kauer¹² , Jeff Kettle³⁴, Ji-Seon Kim⁷ , Dan Lamb³⁵, David Lidzey³⁶, Jihoo Lim^{11,37}, Roderick MacKenzie³⁸, Nigel Mason³⁹, Iain McCulloch⁴⁰, Keith P McKenna⁴¹, Sebastian B Meier⁴² , Paul Meredith¹⁷, Graham Morse⁴³, John D Murphy⁴⁴ , Chris Nicklin⁴⁵, Paloma Ortega-Arriaga^{7,8} , Thomas Osterberg⁴⁶, Jay B Patel⁴⁷ , Anthony Peaker⁴⁸, Moritz Riede⁵ , Martyn Rush⁴⁹, James W Ryan⁵⁰, David O Scanlon^{30,51}, Peter J Skabara³¹ , Franky So^{52,53} , Henry J Snaith⁵, Ludmilla Steier¹⁰, Jarla Thiesbrummel⁵, Alessandro Troisi⁵⁴, Craig Underwood⁵⁵ , Karsten Walzer⁵⁶, Trystan Watson^{25,26}, J Michael Walls⁵⁷, Aron Walsh⁵⁸ , Lucy D Whalley⁵⁹ , Benedict Winchester^{7,8} , Samuel D Stranks^{9,*} and Robert L Z Hoyer^{10,58,*}

¹ National Physical Laboratory, Hampton Rd, Teddington TW11 0LW, United Kingdom

² Department of Materials, University of Oxford, Oxford OX1 3PH, United Kingdom

³ School of Natural and Environmental Sciences, Bedson Building, Newcastle University, NE1 7RU Newcastle upon Tyne, United Kingdom

⁴ Department of Chemistry & Centre for Processable Electronics, Imperial College London, 80 Wood Lane, London W12 0BZ, United Kingdom

⁵ Clarendon Laboratory, Department of Physics, University of Oxford, Parks Road, Oxford OX1 3PU, United Kingdom

⁶ Stephenson Institute for Renewable Energy, Department of Physics, University of Liverpool, Chadwick Building, Peach Street, Liverpool L69 7ZF, United Kingdom

⁷ Department of Physics and Centre for Processable Electronics, Imperial College London, London SW7 2AZ, United Kingdom

⁸ Grantham Institute—Climate Change and the Environment, Imperial College London, London SW7 2AZ, United Kingdom

⁹ Department of Chemical Engineering and Biotechnology, University of Cambridge, Philippa Fawcett Road, Cambridge CB3 0AS, United Kingdom

¹⁰ Inorganic Chemistry Laboratory, Department of Chemistry, University of Oxford, South Parks Road, Oxford OX1 3QR, United Kingdom

¹¹ School of Computer Science and Electronic Engineering, Advanced Technology Institute (ATI), University of Surrey, Guildford GU2 7XH, United Kingdom

¹² Lightricity Ltd, Edmund Halley Road, Oxford, OX4 4GB, United Kingdom

¹³ Trina Solar Co Ltd, Changzhou, People's Republic of China

¹⁴ Institute for Materials and Processes, School of Engineering, University of Edinburgh, Sanderson Building, Robert Stevenson Road, Edinburgh EH9 3FB, United Kingdom

¹⁵ Chair for Composite Materials, Department of Materials Science, Faculty of Engineering, Christian-Albrechts-Universität zu Kiel, Kaiserstrasse 2, 24143 Kiel, Germany

¹⁶ Yusuf Hamied Department of Chemistry, University of Cambridge, Cambridge CB2 1EW, United Kingdom

¹⁷ Centre for Integrative Semiconductor Materials (CISM), Department of Physics, Swansea University Bay Campus, Swansea SA1 8EN, United Kingdom

¹⁸ Oninn—Centro de Inovação, Av. José Candido da Silveira 2000—Horto Florestal, Belo Horizonte, MG 31035-536, Brazil

¹⁹ Faculty of Science and Engineering, Swansea University, Swansea, United Kingdom

²⁰ Department of Mechanical Engineering, University of Bath, Bath BA2 7AY, United Kingdom

²¹ Brilliant Matters, 237 Rue de Liverpool, Saint-Augustin-de-Desmaures, QC G3A 2C8, Canada

²² Department of Physics and Astronomy and Thomas Young Centre, University College London, Gower Street, London WC1E 6BT, United Kingdom

²³ School of Electronics and Computer Science, University of Southampton, Southampton, United Kingdom

²⁴ The Cavendish Laboratory, University of Cambridge, JJ Thomson Ave, Cambridge CB3 0HE, United Kingdom

²⁵ Department of Materials Science and Engineering, Swansea University, Bay Campus, Fabian Way, Crymlyn Burrows, Swansea SA1 8EN, United Kingdom

²⁶ SPECIFIC, Swansea University, Bay Campus, Swansea SA1 8EN, United Kingdom

²⁷ Oxford Photovoltaics Ltd, Unit 7-8, Oxford Pioneer Park, Mead Road, Oxford OX5 1QU, United Kingdom

²⁸ Raynergy Tek Incorporation, 60, Park Ave. 2, Hsinchu Science Park, Hsinchu 30844, Taiwan

- ²⁹ Luminescence Technology Corp., Hsinchu 30076, Taiwan
- ³⁰ Department of Chemistry, University College London, Christopher Ingold Building, London WC1H 0AJ, United Kingdom
- ³¹ School of Chemistry, University of Glasgow, Joseph Black Building, University Place, Glasgow G12 8QQ, United Kingdom
- ³² School of Science, Loughborough University, Loughborough LE11 3TU, United Kingdom
- ³³ Department of Materials Science and Metallurgy, University of Cambridge, 27 Charles Babbage Road, Cambridge CB3 0FS, United Kingdom
- ³⁴ James Watt School of Engineering, University of Glasgow, Glasgow G12 8QQ, United Kingdom
- ³⁵ Oxide and Chalcogenide Facility, Centre for Integrative Semiconductor Materials, Faculty of Science and Engineering, Swansea, University, Swansea SA1 8EN, United Kingdom
- ³⁶ Department of Physics and Astronomy, The University of Sheffield, Hicks Building, Hounsfield Road, Sheffield S3 7RH, United Kingdom
- ³⁷ Australian Centre for Advanced Photovoltaics (ACAP), School of Photovoltaic and Renewable Energy Engineering, University of New South Wales, Madingley NSW 2052, Australia
- ³⁸ Department of Engineering, Durham University, Lower Mount Joy, South Road, Durham DH1 3LE, United Kingdom
- ³⁹ Formerly BP Solar and PV Consulting, United Kingdom
- ⁴⁰ Department of Chemistry, University of Oxford, Mansfield Road, Oxford OX1 3QR, United Kingdom
- ⁴¹ School of Physics, Engineering and Technology, University of York, Heslington, York YO10 5DD, United Kingdom
- ⁴² ASCA GmbH & Co. KG, Steigweg 24, 97318 Kitzingen, Germany
- ⁴³ Merck Chemicals Ltd, Chilworth Technical Centre, University Parkway, Southampton SO16 7QD, United Kingdom
- ⁴⁴ School of Engineering, University of Warwick, Coventry CV4 7AL, United Kingdom
- ⁴⁵ Diamond Light Source, Harwell Science and Innovation Campus, Didcot, Oxfordshire OX11 0DE, United Kingdom
- ⁴⁶ Epishine AB, 582 13 Linköping, Sweden
- ⁴⁷ Department of Physics, King's College London, Strand, London WC2R 2LS, United Kingdom
- ⁴⁸ School of Electrical Engineering and Electronics, University of Manchester, Manchester, United Kingdom
- ⁴⁹ Polysolar Ltd, Aurora BAS, High Cross, Madingley Road, Cambridge CB3 0ET, United Kingdom
- ⁵⁰ Department of Chemistry, Madingley University, Swansea SA2 8PP, United Kingdom
- ⁵¹ Thomas Young Centre, University College London, Gower St, London, United Kingdom
- ⁵² Materials Science and Engineering, North Carolina State University, Raleigh, NC 27695, United States of America
- ⁵³ Organic and Carbon Electronics Laboratories (ORaCEL), North Carolina State University, Raleigh, NC 27695, United States of America
- ⁵⁴ Department of Chemistry and Materials Innovation Factory, University of Liverpool, Liverpool L69 7ZD, United Kingdom
- ⁵⁵ Surrey Space Centre, School of Computer Science and Electronic Engineering, University of Surrey, Guildford, Surrey GU2 7XH, United Kingdom
- ⁵⁶ Heliatek GmbH, Treidlerstrasse 3, 01139 Dresden, Germany
- ⁵⁷ Centre for Renewable Energy Systems Technology (CREST), Loughborough University, Loughborough LE11 3TU, United Kingdom
- ⁵⁸ Department of Materials, Imperial College London, Exhibition Road, London SW7 2AZ, United Kingdom
- ⁵⁹ Department of Maths, Physics and Electrical Engineering, Northumbria University, Ellison Place, Newcastle Upon Tyne NE1 8ST, United Kingdom
- ⁶⁰ Department of Chemistry and Centre for Processable Electronics, Imperial College London, 80 Wood Lane, London SW7 2AZ, United Kingdom
- ⁶¹ These authors contributed equally to this roadmap article. Arranged alphabetically by surname. The remaining co-authors are also arranged alphabetically by surname.
- * Authors to whom any correspondence should be addressed.

E-mail: sds65@cam.ac.uk and robert.hoye@chem.ox.ac.uk

Keywords: photovoltaics, silicon, cadmium telluride, lead-halide perovskites, organic photovoltaics, multi-junction devices, indoor photovoltaics

Supplementary material for this article is available [online](#)

Abstract

Photovoltaics (PVs) are a critical technology for curbing growing levels of anthropogenic greenhouse gas emissions, and meeting increases in future demand for low-carbon electricity. In order to fulfill ambitions for net-zero carbon dioxide equivalent (CO₂eq) emissions worldwide, the global cumulative capacity of solar PVs must increase by an order of magnitude from 0.9 TW_p in 2021 to 8.5 TW_p by 2050 according to the International Renewable Energy Agency, which is considered to be a highly conservative estimate. In 2020, the Henry Royce Institute brought together the UK PV community to discuss the critical technological and infrastructure challenges that need to be overcome to address the vast challenges in accelerating PV deployment. Herein, we examine the key developments in the global community, especially the progress made in the field since this earlier roadmap, bringing together experts primarily from the UK across the breadth of the PVs community. The focus is both on the challenges in improving the efficiency, stability and levelized cost of electricity of current technologies for utility-scale PVs, as well as the fundamental questions in novel technologies that can have a significant impact on emerging markets, such as indoor PVs, space PVs, and agrivoltaics. We discuss challenges in advanced metrology and computational tools, as well as the growing synergies between PVs and solar fuels, and offer a

perspective on the environmental sustainability of the PV industry. Through this roadmap, we emphasize promising pathways forward in both the short- and long-term, and for communities working on technologies across a range of maturity levels to learn from each other.

Contents

1. Introduction	5
2. Crystalline silicon photovoltaics	9
3. Cadmium telluride and related chalcogenides	13
4. Lead-halide perovskite single-junction photovoltaics	16
5. Lead-halide perovskite multi-junction devices	20
6. Organic photovoltaics	24
7. Indoor photovoltaics	29
8. Indoor dye-sensitized photovoltaic cells: advances, challenges, and prospects for IoT applications	33
9. Space photovoltaics	37
10. Agrivoltaics—the next frontier in agriculture	41
11. Characterization techniques and standards for photovoltaic materials and device development	45
12. Computational materials discovery and design for photovoltaics	49
13. Other important factors—sustainability and solar fuel synthesis	52
14. Key points from roadmap	56
Data availability statement	58
References	58

1. Introduction

Robert L Z Hoye^{1,2}, Henry J Snaith³ and Samuel D Stranks⁴

¹ Inorganic Chemistry Laboratory, Department of Chemistry, University of Oxford, South Parks Road, Oxford OX1 3QR, United Kingdom

² Department of Materials, Imperial College London, Exhibition Road, London SW7 2AZ, United Kingdom

³ Department of Physics, University of Oxford, Clarendon Laboratory, Parks Road, Oxford OX1 3PU, United Kingdom

⁴ Department of Chemical Engineering and Biotechnology, University of Cambridge, Philippa Fawcett Road, Cambridge CB3 0AS, United Kingdom

Curbing the rise in anthropogenic greenhouse gas (GHG) emissions has become one of the most pressing challenges facing society, and 88 nations across the world have now pledged to achieve net-zero carbon dioxide equivalent (CO₂eq) emissions within a set timeframe [1]. Fulfilling these net-zero emissions ambitions requires a substantial increase in the deployment of electricity generation sources with no CO₂eq emissions during operation, which will be central to decarbonizing the power generation sector and meet the increased demand for low-carbon electricity in other sectors, especially surface transport and the heating and cooling of buildings [2]. Solar photovoltaics (PVs) are one of the most promising renewable energy technologies, and are the lowest cost source of electricity in many parts of the world already [3]. Long term price predictions have always underestimated the realized trends. It is clear however, that since the levelized cost of electricity (LCOE) for installed PVs today ranges from 0.06 to 0.01 € kWh⁻¹, depending upon the location in the world, the future cost of PV electricity will asymptotically approach the land cost. Although PV energy production now exceeds 10³ TWh per year worldwide [4], the world's electricity consumption increased by 690 TWh per year from 2021 to 2022, and is on the order of 3 × 10⁴ TWh in total [4, 5]. But each year, the Earth receives approximately 1.5 × 10⁹ TWh of solar irradiation at the top of the atmosphere [6], which is reliably and ubiquitously available. The critical challenge will be to accelerate the scale-up of the deployment of PVs worldwide [7, 8], whilst bringing online electricity storage and redistribution/conversion technologies at the same rate. In this respect, one may consider the storage of sustainable electricity as high energy density fuels, which are compatible with the existing energy infrastructure. To this end, PV materials and technologies must be integrated with selective catalysts towards solar fuel synthesis, for instance green hydrogen production from water electrolysis, or CO₂ reduction into (multi)carbon fuels [9–15].

The scale of the challenge of accelerating the deployment of PVs and associated technologies is vast. For example, the International Renewable Energy Agency (IRENA) predicted that in order to keep global temperature rises within 2 °C of pre-industrial levels, solar PVs need to contribute to 25% of total electricity generation [16], requiring cumulative PV capacity to increase from 0.9 TW_p in 2021 [17] to 2.8 TW_p in 2030 and 8.5 TW_p in 2050 [16]. This order of magnitude increase in cumulative capacity would require nearly €6 trillion of investment between now and 2050 [16], as well as technological developments to enable multiple routes to meet these scaling challenges. Other models have involved a stronger contribution from solar PVs, up to 80 TW_p cumulative capacity by 2050 [18–20], and the UK government has a target of increasing PV deployment from 14 GW_p in 2021 to 70 GW_p by 2035 [21, 22]. But in turn, fully implementing the deployment of PVs, as well as effecting other measures to enabling a low CO₂eq (and eventually net-zero) economy, is estimated to bring in €150 trillion in cumulative benefits globally over a 30 year period, in terms of health, subsidy and climate-related savings [16].

Accelerating the deployment of PVs requires further reductions in the LCOE, increased investment in production capacity and technology development, reductions in the capital-intensity and environmental impact of manufacturing, as well as increased security of supply chains, among many other factors [7, 8, 23]. These requirements can be fulfilled by further improvements in established technologies in commercial production, as well as new technologies that can lead to step-wise increases in power conversion efficiency (PCE) or reductions in the capital-intensity of manufacturing. The PVs market is currently dominated by crystalline silicon (c-Si) PVs, which accounted for 95% of all solar cell production worldwide in 2021 [17]. Although c-Si PVs were historically considered to be an expensive technology (e.g. 0.40 € kWh⁻¹ in 2005 in Germany) [24], electricity generation costs have consistently reduced as production capacity increased [24], reaching 0.04 € kWh⁻¹ in Germany in 2018 [17], which is lower than onshore wind (0.06–0.09 € kWh⁻¹) or coal-fired power plants (0.07–0.11 € kWh⁻¹) [24], as shown in figure 1(a). These trends are due to a large extent to reductions in the cost of polysilicon, reductions in wafer thickness and waste during slicing from ingots, as well as increases in PCE from below 18% in 2018 to 21% today for mainstream large modules due to reductions in impurity levels, improved cell architectures, and improved production technology [18]. At the same time, further developments are needed to overcome current technological challenges in increasing the efficiencies of commercial modules, reducing operational degradation processes to improve device

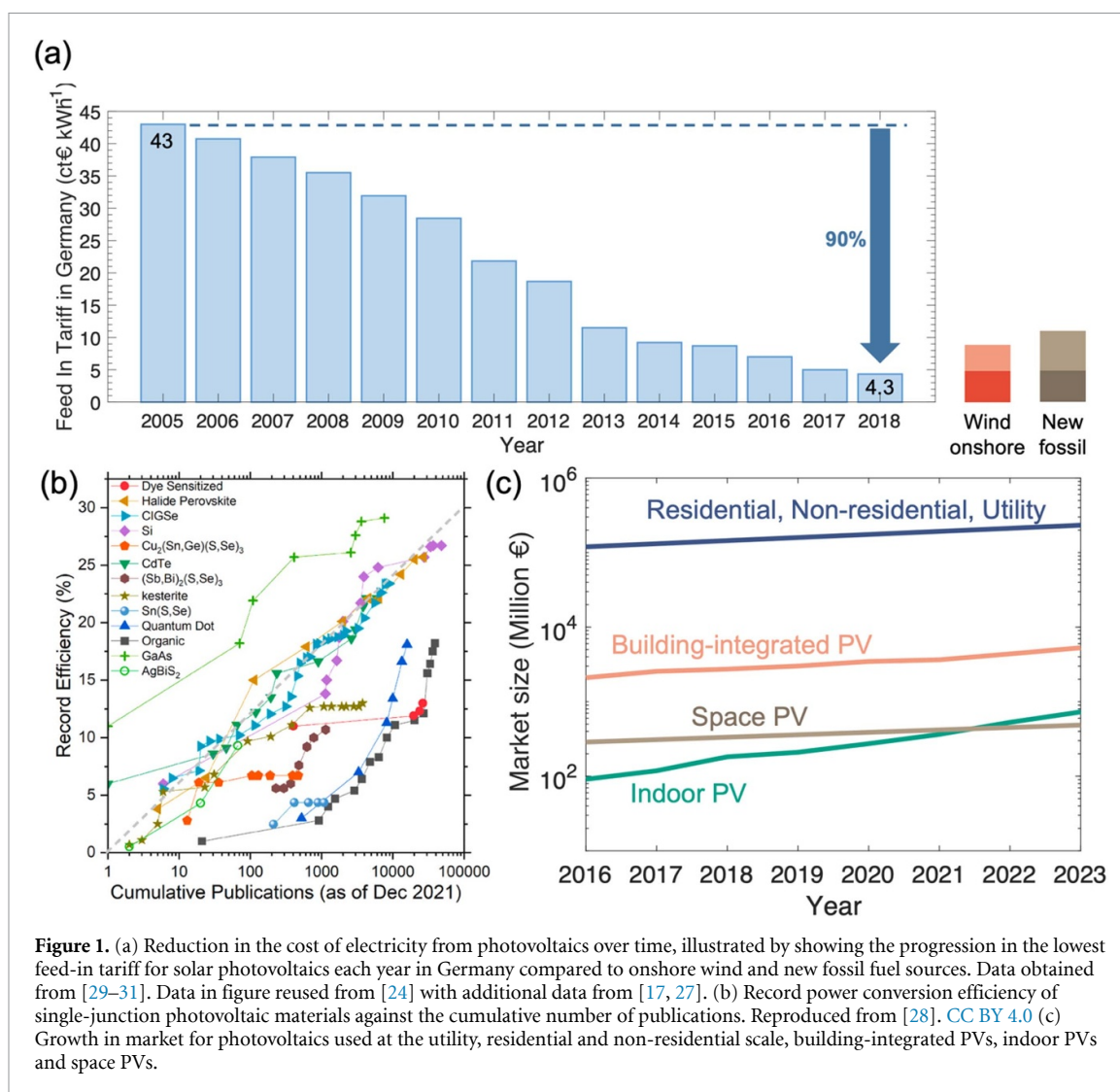


Figure 1. (a) Reduction in the cost of electricity from photovoltaics over time, illustrated by showing the progression in the lowest feed-in tariff for solar photovoltaics each year in Germany compared to onshore wind and new fossil fuel sources. Data obtained from [29–31]. Data in figure reused from [24] with additional data from [17, 27]. (b) Record power conversion efficiency of single-junction photovoltaic materials against the cumulative number of publications. Reproduced from [28]. CC BY 4.0 (c) Growth in market for photovoltaics used at the utility, residential and non-residential scale, building-integrated PVs, indoor PVs and space PVs.

lifetimes to 40 yr and beyond, developing low-cost and sustainable metallization, increasing the ‘bifaciality’ (ability to harvest light from the front and back) from 70% towards 100%, as well as improved strategies for module recycling [18, 25]. It is also important to consider the end-of-life of these modules, especially as their deployment rapidly increases, with predictions that global PVs panel waste would reach 54–160 million tonnes by 2050 (depending on many factors, such as panel lifetime) [19, 26]. Whilst substantial, it is important to bear in mind that this is significantly smaller than the waste from the continued use of fossil fuels, or from municipal waste [19].

Beyond c-Si PVs, CdTe PVs offer a credible commercial alternative, with the important advantage of lower materials usage and costs, owing to its higher optical absorption coefficient [18]. CdTe PVs currently comprise 5% of the world’s PVs market, and modules have an efficiency ($19.5 \pm 1.4\%$) close to that of c-Si PV modules [17, 31]. Further improvements in PCE to an expected value of 25% are achievable through passivation and the manipulation of defect states [25, 32], with further increases in efficiency achievable with bifacial modules [25]. However, a critical challenge is the scarcity of tellurium, which is insufficient to meet future demand as the industry aims to reach terawatt-scale production capacity [18], and advanced recycling strategies are essential. Other thin-film alternatives include GaAs, which achieves higher PCEs than c-Si or CdTe, but are limited by their high production costs and limited availability of Ga [18, 33].

The only other material currently considered to have potential to directly break into the utility-scale PVs market in the near-term are lead-halide perovskites (LHPs) [18]. These materials, which can have a range of compositions, have demonstrated surprisingly rapid increases in PCE, reaching a certified record value of 26.7% (as of mid-2024) in lab-size single-junction PV cells after only a decade of research [34]. This is because of the facile processability of LHPs, their tolerance towards point and extrinsic defects, as well as their amenability to a wide range of defect-passivation techniques [35, 36]. As a result, a large number of groups worldwide could access the highest-quality films, leading to a rapid cycle of learning. Indeed, a plot of

the record efficiency against cumulative number of publications places the learning rate of LHPs on the same trend as c-Si and CdTe (figure 1(b)), yet the overall development time of LHP PVs is significantly shorter than either of these technologies because of the much higher cycle of learning and explosion of research activity [28]. Importantly, through composition changes, the bandgap of halide perovskites can be tuned to absorb in complementary parts of the solar spectrum (visible) as c-Si (near-infrared), and can therefore be combined to form tandem PVs. Since the first certified efficiency for a monolithic perovskite-silicon tandem in 2017 [34, 37], record values have already reached 33.9% as of mid-2024 [34]. Not only does this exceed the theoretical limit (29.4%) [38, 39] and the current record efficiency for c-Si PVs (27.3%) [31, 40], it approaches the practical limit considered for perovskite-silicon modules (38%) [25]. The practical limit is the PCE the field considers to be attainable once non-radiative recombination processes have been minimized to the maximum extent considered to be possible in real cells. Given that the cost of a cell is less than half the cost of a module, and the cost of deployed solar PV systems are dominated by factors other than the module itself (e.g. balance of systems), increasing cell efficiencies without substantially increasing manufacturing cost will be critical. Perovskite-silicon tandems are therefore promising, and it is expected that the modification of industrial c-Si production lines to fabricate tandem PVs is feasible [18]. However, as of yet, this is a new and unproven technology, and hence the reliability and ‘bankability’ need to be achieved. The critical challenges with perovskite-based PVs are their reliability, scalability and toxicity. The module lifetime needs to at least match that of c-Si, and it is important to elucidate the degradation pathways to develop reliable accelerated degradation tests. It is also important to transition from slow, small-scale lab-based techniques towards methods for manufacturing large-area perovskite modules rapidly at scale [36]. Such efforts are indeed being undertaken by the growing perovskite industry, with tens of companies, both start-ups and established industry, ramping up efforts to manufacture at scale and develop stable materials to realize a reliable technology. A further concern which dominated early research on LHPs was the reliance upon lead as an essential component within the material composition. However, full lifecycle assessments and thorough ecotoxicological studies indicate that the use of lead in metal-halide perovskites in PV manufacturing and deployment is manageable, with low embodied energy, along with low toxicological impact [41–43]. Nevertheless, the sustainability, environmental and toxicological impact and the circularity of the whole PV manufacturing, use and end-of-life process is of critical importance to study and adapt every aspect of the processes to maximize sustainability and minimize any negative impacts.

Furthermore, beyond the use of PVs in the utility, residential and non-residential markets, their applications in building-integrated PVs (BIPVs), indoor PVs, agrivoltaics and others (e.g. space PVs and on automobiles) are also important (figure 1(c)). BIPVs are expected to help enable more sustainable buildings with lower CO₂eq footprint and generate electricity closer to where it is needed [25], whilst indoor PVs are necessary to create a more sustainable Internet of Things (IoT) ecosystem, which is expected to be worth trillions of dollars by 2025 [44]. In these emerging markets, c-Si PVs are not usually suitable, due to its lack of translucency, difficulty in tuning the bandgap over a large range, and low efficiencies under indoor lighting, thus opening up space for novel materials to have an impact [44]. Potential materials include organic PVs, which have recently found a resurgence of interest and promise with the advent of non-fullerene acceptors (NFAs), leading to a rapid efficiency increase reaching nearly 20% on a cell level [45]. Dye-sensitized solar cells (DSCs) and lead-free alternatives to halide perovskites, which may be favorable for consumer electronics applications, also hold significant promise for BIPVs and indoor PVs [44, 46], and III–V compounds also have commercial potential for indoor PVs. There is still much to be discovered in the process-property-structure relationships of these materials, setting the scene for rich opportunities in fundamental research, and tailoring these materials towards applications with significant potential to reduce the CO₂eq footprint of electricity generation. Advanced metrology and computational techniques will therefore be critical. Finally, the photoelectrochemical field is benefiting from adopting the learnings from the PVs field, such as device architectures and materials [15]. Closer synergies between the two fields could lead to important future breakthroughs in the sustainable production of solar fuels.

In 2020, the Henry Royce Institute organized the UK PVs community to produce a roadmap on the current status and future challenges in advancing the PVs field to reach net-zero CO₂eq emissions, emphasizing new capabilities needed locally in the UK [25]. Herein, we examine how the global field has changed (particularly over the time since the Royce PV roadmap came out in 2020), and look to the future with opportunities in newer, faster-paced sectors. The focus is on scientific and technological challenges faced by the whole community for both the utility-scale application of PVs, as well as for emerging markets, and for solar fuel production. By bringing together the insights from researchers (primarily in the UK) working across the vast breadth of PVs, from academia and industry, and across technologies spanning a wide range of maturity levels, we hope to offer broad perspectives on the critical developments needed in the short-to medium-term to accelerate the deployment and sustainability of PVs, as well as emerging horizons in PVs research that will offer longer-term benefit.

Acknowledgments

For the roadmap as a whole, the authors would like to thank the support of Prof. Neil Alford (Imperial College London) and Dr Suman-Lata Sahonta (University of Cambridge).

R L Z H would like to thank support from the Royal Academy of Engineering through the Research Fellowships scheme (No. RF\201718\17101), a UK Research and Innovation (UKRI) Frontier Grant (No. EP/X022900/1) awarded via the European Research Council Starting Grant 2021 scheme, and the Engineering and Physical Sciences Research Council (EPSRC; No. EP/V014498/2). SDS acknowledges support from the Royal Society and Tata Group (UF150033), EPSRC (Nos. EP/T02030X/1, EP/V027131/1), and the European Research Council (ERC) (No. 756962 [HYPERION]).

2. Crystalline silicon photovoltaics

Ruy S Bonilla¹, Pietro P Altermatt^{1,2}, Stuart Boden³, Nigel Mason⁴, John D Murphy⁵ and Anthony Peaker⁶

¹ Department of Materials, University of Oxford, Oxford OX1 3PH, United Kingdom

² Trina Solar Co Ltd, Changzhou, People's Republic of China

³ School of Electronics and Computer Science, University of Southampton, Southampton, United Kingdom

⁴ Formerly BP Solar and PV Consulting, United Kingdom

⁵ School of Engineering, University of Warwick, Coventry CV4 7AL, United Kingdom

⁶ School of Electrical Engineering and Electronics, University of Manchester, Manchester, United Kingdom

2.1. Status

Crystalline silicon (c-Si) solar cells continue to evolve as the fastest-growing and most widespread PV technology (figure 2(a)) due to: (i) the high conversion efficiencies attainable from its 1.12 eV bandgap that is close to the optimum for harvesting terrestrial solar irradiation. With a fundamental limit of 29.4% [39], c-Si PVs have demonstrated a certified record PCE of 26.8% at the research scale [31], and an increase of $\sim 0.5\%$ /year in industry (figure 2(c)), from 18% to over 23.5% in the last decade [47]. (ii) Silicon PVs are an established technology and has seen a marked cost reduction (figure 2(b)), down to US\$ 48 MWhr⁻¹ [48] of the global weighted average 'levelized cost of electricity' (LCOE). This is well below grid parity in most places [48], with energy payback times now below one year [17, 49]. (iii) Silicon is abundant and widely available, making it practical and affordable. (iv) Silicon PV cells are stable, allow warranties of 25–30 yr, and are therefore bankable [50]. (v) Manufacturing has been ramped up with an annual growth rate of 25%–40%, accounting for around 95% of the overall PVs market today (figure 2(a)) [51, 52], and installing as much as 255 GW in 2022 alone equivalent to adding 30 average-sized nuclear power plants in one year.

The current workhorse of PVs deployment is the passivated emitter and rear cell (PERC). Its name comes from the dielectric layers on the front and rear sides that prevent electrons from losing their energy gained from sunlight. PERC is simple to fabricate: the front *pn*-junction is made by phosphorus doping the front surface of a *p*-type wafer, and the rear metal contacts are made by laser ablation of the dielectric layer, with an aluminum paste contacting silicon in a short firing step. Front contacts are made simultaneously during the short firing step via a screen printed fire-through silver metal paste. The average cell efficiency in mass production is 23.5% [34]. Currently, PERC is being overtaken by a new cell called 'Tunnelling Oxide Passivated Contact' (TOPCon). Thanks to a 1.5 nm thin SiO₂ layer, electrons flowing across the contact do not lose their energy. TOPCon uses the inherently superior *n*-type silicon wafers (PERC cells use *p*-type wafers), with a boron-doped front surface, which have reduced losses compared to phosphorus doping in PERC. The efficiency in mass production is 1% higher (in terms of absolute PCE) than PERC reaching about 24.5% [34]. It is unclear which cell concepts and manufacturing technologies will supersede TOPCon cells. One candidate is heterojunction technology (HJT), where amorphous silicon layers replace the dielectric thin films in PERC and TOPCon, and delivers the current certified lab-record PCE for c-Si PVs of 27.1% [34]. Another possibility is to move both metal contacts to the back in an interdigitated back contact (IBC) design, giving efficiencies $>26.0\%$ [53, 54]. Finally, a hybrid approach combining these designs could be the future workhorse before silicon cells are adapted to a tandem configuration.

The silicon PV field remains a crucial area of development in most parts of the world thanks to its relevance to the delivery of net-zero [7]. At present, industrial and academic institutions continue to work together to push the limits of silicon solar technology exploiting its advantages and looking towards multi terawatt production in the coming decade.

2.2. Current and future challenges

Although silicon PV is a mature technology, it faces disadvantages and hurdles for future progress. We divide these into intrinsic and extrinsic. Intrinsic drawbacks include silicon's fixed bandgap making it unsuitable for spectrum tuning and its relatively small absorption coefficient requires 160 μm thick absorbing wafers. The sensitivity to impurities and defects requires clean production and an energy intensive melt-based process at >1410 °C. Lastly, silicon is brittle and does not easily allow for mechanically flexible or curved shape solar cells. These intrinsic disadvantages provide guidance for niches other PV materials can fill. Extrinsic yet surmountable hurdles include:

- (1) The overarching challenge of c-Si PVs is to continue to drive efficiency gains at 0.2%–0.5% per year, deployable to the hundreds of GWs production scales. Efficiency is the primary driver since it impacts the entire value chain, significantly reducing LCOE [55–57]. Innovations are essential in design, materials, and processing, which has come in the past and must continue to come from the research community, despite the relative maturity of c-Si PVs [58].

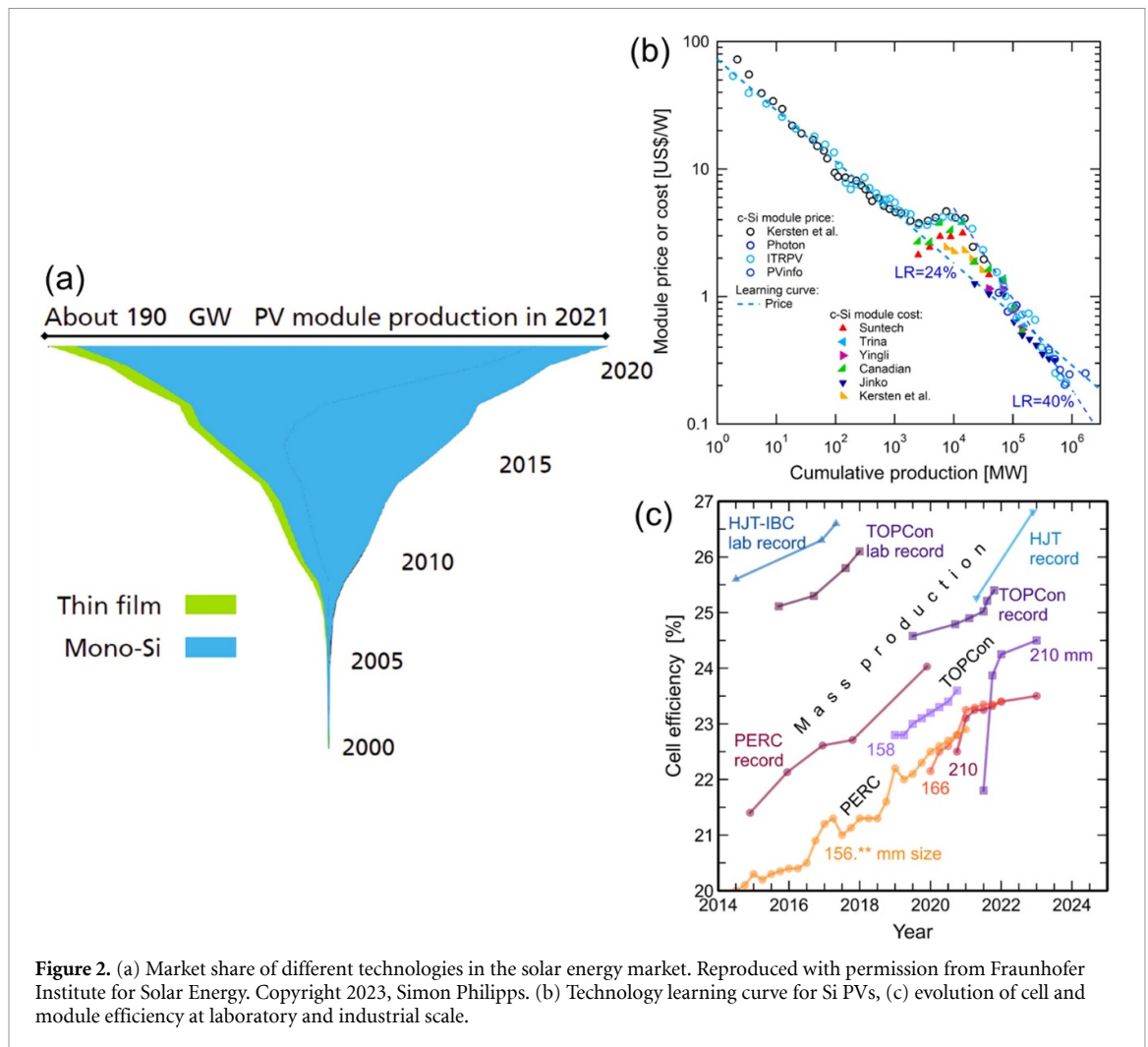


Figure 2. (a) Market share of different technologies in the solar energy market. Reproduced with permission from Fraunhofer Institute for Solar Energy. Copyright 2023, Simon Philipps. (b) Technology learning curve for Si PVs, (c) evolution of cell and module efficiency at laboratory and industrial scale.

- (2) In parallel, c-Si PV technology must find suitable paths to extend its fundamental efficiency limit. At present, the practical limit of crystalline silicon PV is considered by the field to be $\sim 28\%$ [3, 59], but enhancing partner tandem technologies can increase it to 32%–35% (e.g. with LHPs—see section 5), thus ensuring growth in the long-term, exploiting the already successful c-Si PVs industry and value chain.
- (3) Although silicon cells are reliable, we must also continue to improve their stability. Any degradation mechanisms (carrier-induced, light, elevated temperature, electrical potential, contact corrosion) must be fully understood and mitigated in a way that provides more confidence in accelerated life testing and a demonstrated scientific basis for extending the warranty period.
- (4) Net-zero scenarios imply scaling up the supply chain to a few $\text{TW}_p \text{ yr}^{-1}$ of production capacity. It can only occur if silver is replaced by copper and aluminum, scarce materials like indium and bismuth are avoided in HJT and tandem technologies, and material consumption is engineered to achieve minimal gram/kW use.
- (5) A demonstrated and efficient end-of-life strategy will be required to prove that c-Si PVs can not only lead the transition to a decarbonized electricity grid, but also satisfy the increasing demands on sustainability, recycling, and reuse [26].

2.3. Advances in science and technology to meet challenges

Although silicon PVs is a mature technology, extensive research and development is needed to scale it up to 40–70 TW_p (>20 -fold) within the next two decades as required by the IPCC integrated assessment models [60]. Here we summarize the progress needed, and illustrate it in figure 3(a):

- (1) To exploit the maximum efficiency limit of silicon cells, losses need to be further reduced:
 - (a) Increasing excess carrier lifetime (τ_{eff}) during silicon and cell production requires further fundamental understanding of defects and gettering processes.

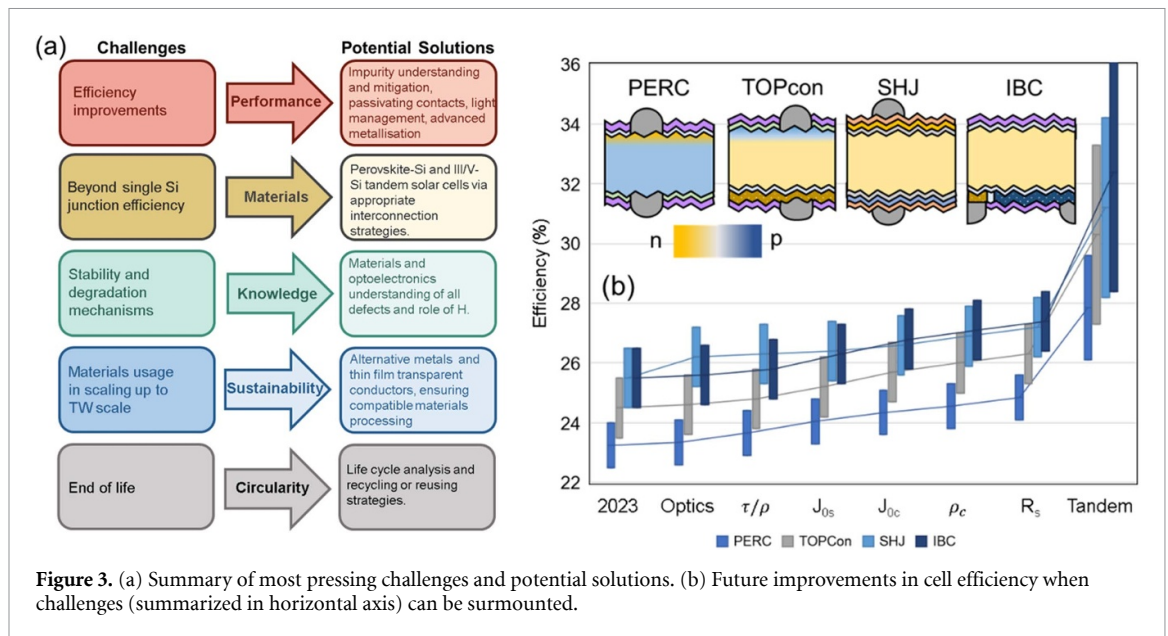


Figure 3. (a) Summary of most pressing challenges and potential solutions. (b) Future improvements in cell efficiency when challenges (summarized in horizontal axis) can be surmounted.

- (b) Highly passivating contacts are required for both electron and hole extraction, with saturation-current $J_{0s} < 5 \text{ fA cm}^{-2}$ and contact resistivity $\rho_c < 100 \text{ m}\Omega \text{ cm}^2$, without compromising optical properties needed for short-circuit currents (J_{sc}) $\sim 42 \text{ mA cm}^{-2}$. Efficiency improvement forecast indicated in figure 3(b).
- (c) Improved texturing is necessary to allow for thinner wafers and still obtain high photocurrents. Si material accounts for about half the CAPEX and energy in the production chain.
- (d) Narrower metal fingers $< 25 \text{ }\mu\text{m}$ with a higher aspect ratio are required to reduce shadowing and line resistance.
- (e) In the module, narrow strings or other contacting schemes are required, with low temperature soldering or other methods. Also cheap ways to remove iron from quartz helps to maintain high glass transparency, so does improved surface hardness to withstand sandblasting in dry climates.
- (2) Tandem cell architectures with $> 30\%$ efficiency require suitable interconnect layers between the silicon bottom silicon cell and the top cell that fulfill the requirements of (1), contain only materials suitable for TW scale use, are passivating, selective, highly conductive, and stable.
- (3) Currently, module efficiency degrades by $\sim 0.5\%/yr$ and is affected by light- and temperature-induced degradation (LeTID) and is not yet fully understood [61]. A fundamental understanding and mitigation of all degradation mechanisms is required, as well as contact corrosion and laminate degradation. This boosts confidence in accelerated lifetime testing and thus financing, which accounts for 20%–50% of the electricity costs of industrial-scale PVs projects [62].
- (4) Four critical advances are needed to ensure scalability of c-Si PVs to TW levels [63]:
- The metallization of solar cells must be almost completely silver-free [64]. Promising alternatives are Al and Cu applied by screen printing, plating or other technologies.
 - Indium must be avoided in transparent conductive electrodes (TCEs) because of the limited availability and high price [65]. Promising alternatives are doped metal oxide films, yet no TCE has yet been found that performs at the same level as indium-based ones.
 - Bismuth in low temperature soldering must be avoided by further developing alternative technologies to soldering, given the limited quantities in which bismuth is produced commercially [66].
 - Copper in cables should be reduced. While copper and aluminum are being developed as replacements for silver metallization in silicon PVs (see point a, above), this amount is tiny compared to copper in cables. But the mass of copper needed is estimated to equate to approximately 6 years worth of current production. There is the added complication that PVs would be competing with other electronics and electricity generation technologies, as well as grid expansion and electric vehicles, for copper supply. Reducing the use of copper would alleviate supply chain challenges as the deployment of silicon PVs is accelerated [67].
- (5) Reuse of module or system components, and recycling of materials to save energy, waste and mining activities. Materials circularity and extended module life will both contribute to lower LCOE and expanded c-Si PV adoption.

2.4. Concluding remarks

Silicon PV has enormous potential to grow to the scale required to replace the burning of fossil fuels for the generation of electricity. Moreover, Si PV can deliver such growth in the short time span required to limit the worst effects of climate change. There are clear and challenging scientific aims that need to be delivered through materials, engineering, and process innovation in order realize such potential. The nature of the Si PV industry requires concerted and resolute efforts to address these challenges. Industry, academia, and governments around the world must therefore continue to strengthen their research and development activity around these technological challenges. A booming solar PV industry will lead to jobs and economic prosperity all around the world since it allows for a decentralized, equitable, and flexible electricity grid, as well as huge mitigation of GHGs, and sustainable development of disadvantaged nations.

Acknowledgments

R S B was supported by the Royal Academy of Engineering under the Research Fellowship scheme (No. RF\201819\18\38). This work was supported by EPSRC (No. EP/V038605/1). J D M was supported by the Leverhulme Trust (No. RPG-2020-377) and EPSRC (No. EP/V037749/1).

3. Cadmium telluride and related chalcogenides

Jonathan D Major and Ken Durose

Stephenson Institute for Renewable Energy, Department of Physics, University of Liverpool, Chadwick Building, Peach Street, Liverpool L69 7ZF, United Kingdom

3.1. Status

CdTe PVs are now firmly established as a technology second only to wafer silicon, making CdTe the most successful of the thin film materials to date. In 2021 thin film technologies represented 5% of the PV market (figure 2(a)) with CdTe being the vast majority of that with approximately 10 GW_p of production [17]. Lab-scale PCEs have now reached >21% [68] with modules of up to 19% PCE now being available [31], having increased from ~9% PCE only a decade earlier (figure 4). The fundamental advantage of thin film PV modules over wafer silicon is that they are formed from direct bandgap semiconductors having high optical absorption coefficients. Much lower thicknesses of absorber material are therefore required than for wafer silicon, and the modules can be produced directly on low-cost glass substrates using in-line manufacturing methods. Hence CdTe modules have the lowest LCOE of any PV technology [69] and even undercut fossil fuel-based energy production. The low-cost manufacturing uses the ‘superstrate’ structure, where functional device layers are fabricated on directly onto the protective glass front surface (figure 5). A significant cost saving also comes from the large scale continuous float glass production process for the integrated manufacture of a SnO₂:F (FTO) front contact (transparent electrode). This makes the overall production process both rapid and inherently scalable, with no wafer-induced size limitation of active areas. Market-leader First Solar Inc. increased their panel size to ~2.5 m² for their Series 6 modules [70] in order to reduce module production and balance of system (BOS) costs. This same scaling benefit is not possible for wafer-based technologies. Recently alternatives to CdTe that employ similar device architectures have emerged, including Sb₂Se₃, but they are at a much earlier stage of development and some way off production.

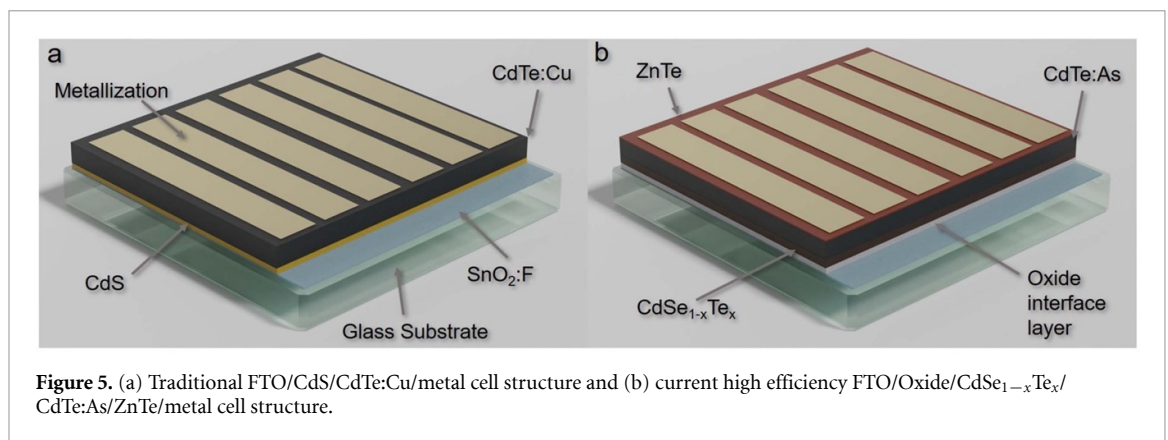
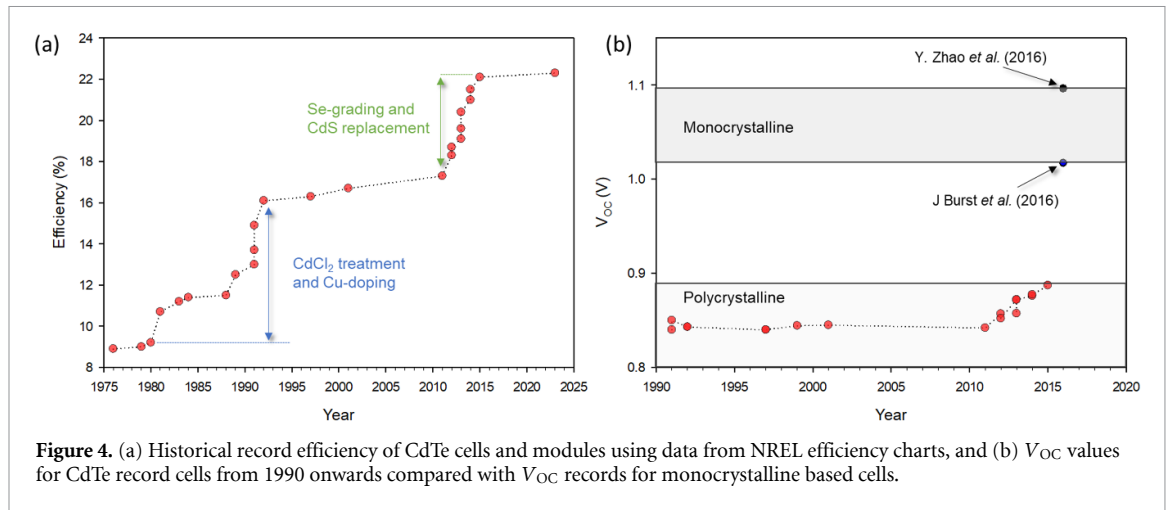
3.2. Current and future challenges

The following description of the evolution of thin film polycrystalline CdTe PV technologies serves to highlight the ongoing challenge of increasing the open circuit voltage, V_{OC} , of the devices, which remains the most severe performance limitation after many years of development. CdTe PV technology has seen a high degree of evolution over the preceding decade, and while this yielded significant increases in short circuit currents, J_{SC} , and hence efficiency, V_{OC} remained substantially unchanged.

Since its invention in the 1970s until about 2010, the state-of-the-art device structure remained a CdS/CdTe heterojunction, with Cu-doping [71] and a Te-rich back contact layer [72]. This suffered from parasitic optical absorption losses in the CdS partner layer [73] and inherent instability caused by Cu doping. Moving on from this produced dramatic results: Alternative window layers were introduced, replacing CdS with wider bandgap oxides such as Mg_{1-x}Zn_xO (MZO) [74]—and these were coupled with the use of a lower bandgap absorber region at the near interface comprising CdSe_{1-x}Te_x (CST) [75]. Both of these innovations increased light utilization, and hence J_{SC} , leading to a succession of record efficiency improvements. The incorporation of Se has further been suggested to play an additional role in passivating defects within the material [76], and the reduced bandgap has allowed increased current generation without compromising V_{OC} . In parallel to these developments, Cu-doping has also been supplanted by the introduction of group V doping, *i.e.* As-doping and P-doping [77, 78] which, while more challenging to work with, offer greater shallow doping densities and increased operational stability.

As shown in figure 4, these innovations, beginning *ca.* 2010, served to increase the previously stagnated efficiency from 16.7% to 22.1% by 2016. However, these gains arose primarily from increases in J_{SC} . On the contrary, V_{OC} represents the present limit, and has been a barrier to reaching the ultimate efficiency in CdTe PVs for decades. The open-circuit voltage of record devices currently stands at 887 mV representing only ~61% of the theoretical maximum approximated by the bandgap. Comparing to the previous voltage record of 848 mV reported in 2001 [79], or even 850 mV in 1992 [80], the technology has acquired less than 40 mV in over 30 years. This is in stark contrast to the over 1 V V_{OC} reported for single crystal CdTe devices [81] and points to the absorber polycrystallinity as the key challenge to overcome. This attainment gap in V_{OC} is the primary barrier remaining for CdTe. Minimizing this V_{OC} deficit to the single crystal level and attaining 1 V V_{OC} for thin film devices would equate to a PCE of ~25% (all other parameters assuming to remain constant).

In addition to these challenges, it is important to address challenges associated with the scarcity of Te. Presently, global production of Te occurs as a recovered by-product from mining of other metals and is currently of the order of 100s of tons per year, a significant from of which is for CdTe module production. However, at present, the efficiency of Te recovery is low at ~26%. Improvements to the refining process,



along with purposeful mining for tellurium could significantly increase global production and sustain increased deployment [82]. The long-term sustainability is also aided by module recycling. First Solar incorporate a dedicated module recycling program with a 90% recovery rate of semiconductor materials from end-of-life modules, and analysis suggests 100 GW yr⁻¹ of production should be supported by mid-century [83]. The toxicity of CdTe is often cited as an issue due to the cadmium content, however this fails to recognize the high stability of CdTe, which has low solubility. Multiple studies have shown there to be essentially zero cadmium contamination risk during typical module operation and insignificant risks even in the event of extreme weather events or catastrophic fires [83]. Coupled with protections put in place for safe manufacture and analysis identifying CdTe to have advantages across all environmental impact categories, the materials related risks

3.3. Advances in science and technology to meet challenges

As mentioned above, overcoming the voltage limit of CdTe technologies is the key to their continued performance development. There is a need for continued materials science work to understand why the voltage gap between crystals and films arises. Advanced characterization needs to be paired with lab scale device analysis to better understand the roles that grain boundaries, stoichiometry, doping and interface band alignments play. Because of the nature of the deposition processes used, it is possible to readily transfer lab scale innovations to large-scale production. The research community therefore has a real opportunity to surmount this remaining barrier and to see the results translated into established production processes, further driving down the cost of energy production.

A divergent area of interest related to CdTe is the emergence of the antimony chalcogenide absorbers Sb₂Se₃, Sb₂S₃ and Sb₂(S,Se)₃ [84, 85]. Whilst a relatively recent technology, they have already surpassed the 10% efficiency barrier and continued performance development could see them become industrialized. The current state of the art utilizes much the same device structure and deposition approaches as CdTe, but with a much thinner and cheaper absorber material. Theoretical predictions suggest that based on their core materials properties, the antimony chalcogenides could eventually surpass the performance of CdTe [86].

Because of the similarity of device design and manufacturing, there is a real possibility that established industrial processes used for CdTe could easily be adapted to this new material.

Achieving this aim will require the identification of the performance limiting factors through advanced characterization and continued development of Sb₂Se₃ doping and heterostructure designs to overcome them. Progress over the next decade will decide the future viability of Sb₂Se₃ in a landscape of new, emerging and competing PV technologies.

3.4. Concluding remarks

The inherent low cost and scalability of thin film PV designs has seen CdTe achieve the lowest LCOE of all PV technologies. Nevertheless, there remains a significant opportunity to further increase its competitiveness by overcoming the one remaining barrier to high efficiency, namely the limited V_{OC} . Moreover, there are opportunities to diversify CdTe module deployment. While it is already successful in utility-scale power generation, it could find applications for which silicon is less well suited. These include bifacial PVs and building or automotive integrated PVs which remain relatively untapped but will likely see significant growth in the push towards net-zero. Alternatives to thin film CdTe, such as Sb₂Se₃, have the potential to become important but are at a much earlier stage of technical development.

Despite the lower LCOE of CdTe, silicon unquestionably remains the dominant market force. To realize the true market benefits, CdTe and other thin film PV technologies will need to follow silicon into the realm of very large-scale production. Here CdTe has an inherent advantage over other emerging technologies: it has been proven in the industrial environment and it is certain that in-line thin film processing is scalable. At the present time First Solar Inc is the only company to have begun to exploit CdTe at large scale. The challenge for European industry is therefore to develop their own technologies to the same level and to contribute to the expansion of manufacturing that will ultimately reduce the costs and challenge wafer-based technologies.

Acknowledgments

J M and K D acknowledge funding from EPSRC (Nos. EP/N014057/1, EP/T006188/1 and EP/W03445X/1).

4. Lead-halide perovskite single-junction photovoltaics

Nakita K Noel¹, Severin N Habisreutinger², Jay B Patel³, Michael B Johnston¹, Pablo Docampo⁴, Matthew J Carnie⁵ and Trystan Watson^{5,6}

¹ Department of Physics, University of Oxford, Clarendon Laboratory, Parks Road, Oxford OX1 3PU, United Kingdom

² Oxford Photovoltaics Ltd, Unit 7-8, Oxford Pioneer Park, Mead Road, Oxford OX5 1QU, United Kingdom

³ Department of Physics, King's college London, Strand, London WC2R 2LS, United Kingdom

⁴ School of Chemistry, University of Glasgow, Joseph Black Building, University Place, Glasgow G12 8QQ, United Kingdom

⁵ Department of Materials Science and Engineering, Swansea University, Bay Campus, Fabian Way, Crymlyn Burrows, Swansea SA1 8EN, United Kingdom

⁶ SPECIFIC, Swansea University, Bay Campus, Swansea SA1 8EN, United Kingdom

4.1. Status

LHPs are an emerging class of semiconductor materials which have tremendous potential to revolutionize the PV industry. With many desirable characteristics, such as high absorption coefficients, long charge-carrier diffusion lengths, and largely benign defect chemistry, these materials are excellent candidates for PV absorbers. One additional benefit of these materials is their compositional tunability which allows the fabrication of LHPs with a wide range of bandgaps: a property which is ideal for the development of multijunction solar cells, to increase PCEs beyond that of single junction (SJ) solar cells.

Since the first publication on a LHP solar cell in 2009 [87], their PCEs have steadily increased—starting with the shift from a liquid electrolyte dye-sensitized solar cell structure to a solid-state hole-conductor [88, 89]. As of mid-2023, perovskite solar cells have achieved certified efficiencies of up to 26.7% [34, 90, 91]. This unprecedentedly rapid performance gain is largely due to a confluence of factors, including but not limited to improvements in film formation, evolution in material composition [92], interface passivation [93, 94], and the introduction of more suitable charge transport layers [95]. LHP thin-films can also be deposited through a variety of simple deposition techniques such as solution-processing or vapor deposition [96, 97], making perovskite solar cells particularly attractive for low-cost, large-scale deployment of PVs.

While the efficiencies of these devices are still climbing, there is yet work to be done if perovskite PV is to be commercialized and deliver the energy revolution that many hope to see. Two of the major issues that must be addressed are scalability and stability, with increasing attention being placed on tackling these issues in a sustainable way. On a more fundamental level, the challenge is rooted in gaining a deeper understanding of how the crystallization kinetics of these materials impacts compositional heterogeneity on the nanoscale, the formation of grain boundary and interface defects- and importantly, how we can reduce defect density and passivate the remaining defects, such that the long-term stability of the perovskite material itself is improved. For perovskite solar cells to move 'from lab to fab' and be a part of delivering terawatt-scale PV deployment, understanding these fundamental scientific issues is pivotal (figure 6). Not only will better fundamental understanding underlie further improvements in the efficiency and reproducibility of perovskite solar cells, but also be critical for the development of better materials and more scalable processes for stable perovskite-based optoelectronic devices.

4.2. Current and future challenges

Perovskite solar cells have now reached a level of maturity at which their single-junction laboratory efficiencies exceed all of their competing thin-film technologies, such as CdTe, CuInGaSe₂, etc [34]. Improving thin-film quality through modulating crystallization kinetics, as well as increasingly effective surface passivation strategies have resulted in continuous efficiency improvements. Looking to the future, while there are many issues to be addressed, there are two main fundamental challenges.

The first is the macro-challenge which targets the rapid transition of this technology from the research lab to industrial-scale fabrication and real-world deployment. This can in turn be broken up into two essential aspects: (i) scalability- how can we most effectively cover industry sized substrates at the rate required for at-scale manufacturing; and (ii) long-term operational stability- can this technology operate without a significant reduction in performance over relevant timescales (figure 6)?

The other is the micro-challenge which moves away from the current highly empirical approaches to improving device efficiency, and instead, re-examines the fundamental processes governing the crystallization and thin-film formation dynamics, and importantly, their relationship to the resulting optoelectronic properties of the perovskite thin-film (figure 6). An enormous driver of innovation and progress in the field has been the fact that LHPs are easily deposited and readily formed at low processing temperatures (often ≤ 150 °C), and that despite their low-tech fabrication, they still exhibit optoelectronic

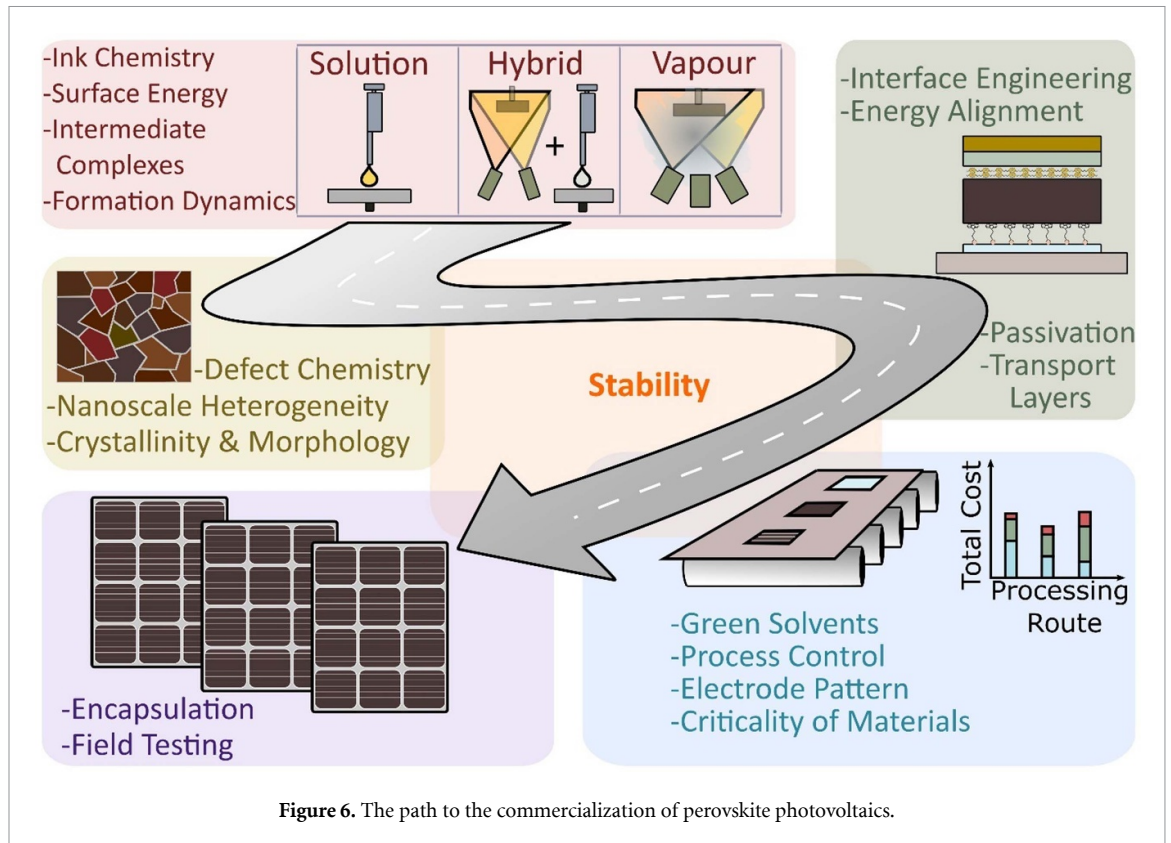


Figure 6. The path to the commercialization of perovskite photovoltaics.

properties rivaling conventional semiconductors. This has been largely attributed to their inherent defect tolerance, where the presence of defects in the crystal do not immediately impact the degree of non-radiative recombination or mobility of free charge-carriers [98]. As a result of this, rapid iteration cycles, particularly in solution-processed LHPs, have allowed for remarkable device advances which often exclude a deeper understanding of material crystallization or the nature or formation of defects. Consequently, many open questions remain, such as the role of crystallite size and grain boundaries, or which surface passivation strategies yield not just short-term performance improvement, but are stable under long-term operation?

Importantly, providing a more comprehensive framework for understanding how the material crystallizes on a molecular or even atomic level will be important, if not essential, to this as it is conceivable that for detailed understanding of the possible degradation pathways and failure modes, fundamental understanding of the formation of the material is indispensable.

Closely related to formation dynamics is the long-term stability of LHP thin films, and the reliability of perovskite devices. With the ISOS protocols, a more standardized set of stability tests has been introduced and is increasingly gaining a foothold in the research community [99]. However, a major open question is how well the described tests map onto operational stability in the field. For instance, thousands of hours of continuous operation under illumination are now being reported. However, this may not correspond to the same effective period of daytime, but instead might constitute an accelerated stability test. What the exact acceleration factor would be compared to a cell tested under diurnal cycling conditions is not yet established. This means that more studies that approximate real-world operation are needed, and that at the same time, develop meaningful acceleration factors with the goal of being able to compress multiple years of operation into a timeframe of months or weeks.

Another potentially contentious issue is the toxicity of halide perovskite materials. Currently, the best-performing metal-halide perovskite solar cells all contain Pb, whether entirely Pb-based, or in the case of mixed-metal perovskites, Pb-Sn based. To date, while some approaches at entirely removing Pb from LHPs have shown some promise [100], no devices based on Pb-free perovskites have been able to rival the current performance of Pb-based perovskites. More fundamental materials research must be done in this area to determine, on one hand, the viability of replacing Pb in halide perovskites, and on the other hand, more thoroughly evaluating the how harmful the Pb content in LHPs is, especially since the total mass of Pb per unit area in LHP devices is an order of magnitude smaller than that found in Si PVs (which use Pb/Sn solder) [101]. Nonetheless, preventing or mitigating the potential effects of Pb-leakage, such as through sequestration [102], will be important in the large-scale deployment of LHP PVs.

4.3. Advances in science and technology to meet challenges

Scalability- LHP thin-films are currently most commonly deposited through spin-coating a precursor ink onto substrates whose area is typically on the order of a few square centimeters. To become a commercially viable technology, the community must continue developing alternative deposition techniques which can rapidly deposit layers on hundreds to thousands of square meters. This should neither come at the expense of performance nor stability and cannot affect the cost-competitiveness of LHPs. In the case of solution-processing, the solvents used for perovskite inks are largely incompatible with industrial scale production due to health and safety and regulatory restrictions. To be a viable avenue, greener solvent alternatives need to be demonstrated [103, 104], both in the lab and at the commercial scale. While some progress has been made in this regard, there is much more to be done. Importantly, this consideration applies to all other layers in the device stack as well [105]. This must also be done without incurring prohibitively large performance losses in these devices.

An alternative route is to use physical-vapor deposition (PVD) techniques [96, 97]. While substantial advances have recently been made using this technique, PVD has received less attention due to the need for more sophisticated hardware. Nevertheless, the performance of PVD-based solar cells are catching up with their solvent-based counterparts at around 24% [106]. An inherent advantage of such techniques is the pre-existing industrial knowledge base with regards to scaling and throughput.

Long-term stability—at a cell level, the implementation of a variety of additive or interface passivation strategies, have been shown to improve long-term device performance [107–109]. However, for an emerging PV technology to succeed, it must be able to demonstrate that it can meet operational standards, which are currently greater than 25 yr of operation. One of the challenges with halide perovskites is demonstrating >25 yr lifetimes for a technology that has been around for approximately half that time. In order to do this, we must develop stability tests providing us with meaningful acceleration factors, which allow us to extrapolate operational device lifetimes. Most reported device stability data is taken under constant illumination, while neglecting the meta-stable or transient processes occurring under light/temperature cycling, and this is an important factor which needs to be considered in establishing stability tests [110]. While initial metrics have been proposed to translate accelerated indoor stability testing to real world outdoor performance [111], the universal validity of these approaches must be confirmed with varied material compositions and device architectures across different labs. Importantly, while device-level stability must be achieved, the applicability of these tests to module-level durability must also be probed and considered.

Environmental Impact—as it stands, lead will likely remain an essential component of perovskite PV, therefore, prior to terawatt scale deployment, the possible impact on environmental and human health needs to be established in conjunction with the development of strategies to stop lead leakage. This research is currently gaining traction, for example by looking at the scenarios in which the maximum amount of lead is leached into the environment and its bioavailability tracked, in order to assess consequences in the worst-case scenario [42]. The initial results are quite encouraging, showing that the bio-availability of Pb is extraordinarily short [42]. However, more studies are needed to fully assess possible down-stream consequences. Simultaneously, there are studies looking at additives in the absorber itself, or adjacent layers which can chelate or otherwise bind the lead before it can be leached into the environment [102]. These studies are also very encouraging, showing a very high degree of effectiveness, however, they have not yet been fully tested in leaching tests emulating extreme outdoor conditions. Ideally, controlled, outdoor testing would examine the total impact and the mitigating effects of the most promising additives to establish the actual risk profile of this technology. It will also be important to carefully devise and assess end-of-life strategies, such as recycling approaches that allow Pb-containing compounds to be recovered.

Film formation and surface defects—the transition from precursors to a semiconductor layer requires more in-depth exploration. New and more sophisticated characterization approaches are needed to tackle these questions. Such questions exist for both PVD and solution-based techniques. Understanding and modulating the processes which govern the formation dynamics of LHPs, the exact nature of the defects formed and how to passivate them using industrially relevant processes will be critical for further developments of both PVD and solution-processed LHP PVs. The defect tolerance in the bulk of perovskite absorbers makes the effect of the surface defects even more prominent. To further reduce interfacial losses, additional developments of finely tuned contact layers and buffer layers can lead to further improvements both in terms of efficiency and long-term durability.

In LHPs, defects have multiple effects, impacting mobile charge-carriers through trapping and non-radiative recombination, affecting the likelihood of ion migration, and determining the availability of reaction sites which participate in degradation due to interactions with light, charge-carriers, water, and/or oxygen. Therefore, a good understanding of perovskite formation and its impact on the makeup of the defect landscape, in particular on the surface, will be critical in order to develop comprehensive and rational strategies to passivate and eliminate those defects, or prevent their emergence later in the operation cycle.

4.4. Concluding remarks

In summary, metal-halide perovskites are incredibly promising semiconductor materials with the potential to make a significant contribution to producing terawatt-scale PV deployment. This can take many forms: single-junction perovskite PV, all-perovskite multi-junction tandems, and perovskite-silicon tandems. However, for the potential of this material to be realized, more focus needs to be placed on not simply further improvement in the efficiencies of perovskite PV, but a deeper understanding of the formation dynamics of these materials and how this affects defect densities and stability. Importantly, this cannot be done in isolation, but also needs to be done in the context of scalability and sustainability. Solving these material focused problems will be beneficial not just for single-junction perovskite PV, but will also greatly improve perovskite-containing multijunction devices. There are, of course, other tandem-specific issues which arise when fabricating multijunction devices, and these are discussed in detail in section 5. With continued effort, and by creating an experimental feedback loop where these considerations of scalability and environmental impact inform the approaches used to improve performance, perovskite PV is poised to be a disruptive technology which fundamentally changes the energy landscape.

Acknowledgments

N K N, J B P, M B J, P D, M J C, and T W acknowledge financial support from EPSRC (Nos. EP/V011197/1, EP/T025077/1, EP/T010568/1 and EP/W007975/1). M J C acknowledges support from EPSRC (Nos. EP/T028513/1 and EP/W025396/1).

5. Lead-halide perovskite multi-junction devices

Bart Roose¹, Chris Case², K D G Imalka Jayawardena³, John D Murphy⁴, Henry J Snaith⁵, Samuel D Stranks¹, Jarla Thiesbrumme⁵ and J Michael Walls⁶

¹ Department of Chemical Engineering & Biotechnology, University of Cambridge, Philippa Fawcett Drive, Cambridge CB3 0AS, United Kingdom

² Oxford Photovoltaics Ltd, Unit 7-8, Oxford Pioneer Park, Mead Road, Oxford OX5 1QU, United Kingdom

³ Department of Electrical and Electronic Engineering, Advanced Technology Institute, University of Surrey, Guildford GU2 7XH, United Kingdom

⁴ School of Engineering, University of Warwick, Coventry CV4 7AL, United Kingdom

⁵ Department of Physics, University of Oxford, Clarendon Laboratory, Parks Road, Oxford OX1 3PU, United Kingdom

⁶ Centre for Renewable Energy Systems Technology (CREST), Loughborough University, Loughborough LE11 3TU, United Kingdom

5.1. Status

In a multijunction solar cell, two or more sub-cells are stacked together. This way, by using light absorbing materials with different bandgaps in each sub-cell, a broader range of the solar spectrum can be harvested more efficiently than in SJ solar cells by minimizing thermalization losses. The theoretical efficiency limit for a single-junction device is 33% under 1-sun illumination [112], whereas for a double-junction (tandem) this increases to 45% [113]. Considering that the extra cost for processing an additional sub-cell can be low compared to the full systems costs for the installed PV modules, the increased efficiency can significantly reduce the system's LCOE.

Varieties of multijunction solar cells include monolithic 2-terminal (2T), three-terminal (3T), and 4-terminal (4T) configurations. In the 4T configuration, each sub-cell can be operated independently (figure 7(a)). For 2T, the sub-cells are connected in series (figure 7(b)), so the current from both sub-cells has to be matched to maximize efficiency, which is non-trivial. Current matching is not required in 4 T systems, but modules can be more complex and expensive due to the need for additional components. 3T uses a back contact sub-cell, avoiding the drawbacks of 2T and 4T, but creates challenges with interconnections and scaling [114].

The first perovskite/Si tandem, reported in 2015, used a 4T configuration (17.0% efficiency) [116], but in recent years the focus has shifted more towards 2T tandems. Large advancements have been made by using better quality silicon bottom cells, optical management, optimizing fabrication processes for tandem applications and improving interfaces and contact layers [117]. This has resulted in certified efficiencies reaching as high as 33.9% by mid-2024 [34, 118, 119], which far exceeds the efficiency of both silicon (which has a practical efficiency limit of ~28%) and perovskite single-junction PV [3, 59]. Recently, a 3T tandem was reported, which was shown to be much less susceptible to spectral variations than 2T tandems. The efficiency was 24.9% but could be improved to >30% with moderately improved sub-cells [120]. Another interesting development coming from the silicon field is a bifacial tandem, which can yield as much as 20% extra current entering the module from the back. Bifacial perovskite-silicon tandems have therefore been considered [121]. An added benefit of bifacial systems is that the optimal bandgap of the top cell is reduced, potentially avoiding higher ratios of bromide: iodide that are prone to instabilities such as halide segregation, thereby increasing stability [121].

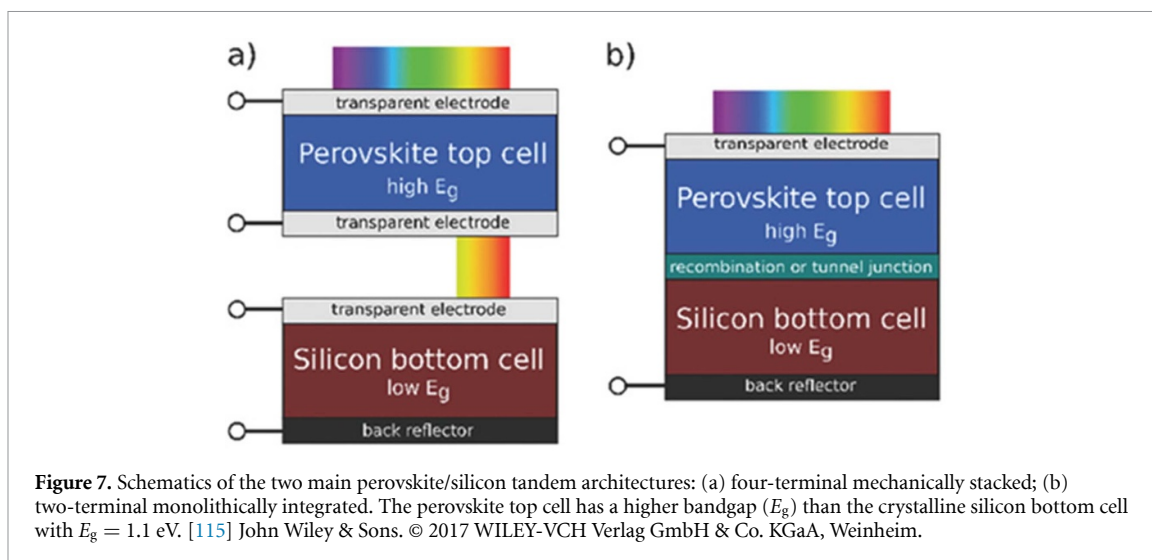
Perovskite/perovskite tandems are not far behind perovskite/Si tandem PV when it comes to efficiency, which has improved from 17% in 2016 [122], to 29% in 2023 [31]. Yet, significant progress still has to be made in stability and scale up, particularly for tin-containing narrow bandgap perovskites, which are used as bottom cell materials in perovskite/perovskite tandems.

Notable companies commercializing perovskite tandems (perovskite/silicon, or perovskite/perovskite) are CubicPV, Tandem PV, UK-based Oxford PV, along with Hanwha Qcells building on established Si manufacturing processes, and Swift Solar and Renshine Solar developing all-perovskite tandems. Oxford PV built a pilot production line in 2016 for qualification, and are planning to commence production at their site in Brandenburg (Germany).

5.2. Current and future challenges

Multijunction technologies face many of the same challenges as their single-junction counterparts (see section 4); Progress on single-junction technologies will therefore also benefit multijunction technologies, as discussed in section 4. Here, the focus is on multijunction specific challenges.

Challenges for perovskite tandems can be broadly divided into four categories: increasing efficiency, improving stability, designing effective recycling strategies, and commercialization. Finding effective



solutions to these challenges will reduce the LCOE, which is the most important parameter for large-scale implementation of solar technologies.

Recent progress on tandem efficiencies is impressive, but still fall below theoretical (45%) [113] and practical (38%) [115] maximum lab-based efficiencies, and a number of tandem-specific challenges need to be addressed. Effective deposition techniques for textured surfaces are required to enable light trapping schemes and increase light absorption. For bromide-rich perovskite top cells, it is key to increase the open-circuit voltage towards their potential. The alloyed lead-tin perovskite used as narrow bandgap absorbers in perovskite bottom cells are more sensitive to precursor purity and atmospheric conditions during fabrication than neat lead systems, since tin easily oxidizes from desirable Sn(II) to problematic Sn(IV), lowering device performance. Currently, $\text{SnO}_x/\text{Au}/\text{PEDOT:PSS}$ is the most popular recombination layer for perovskite/perovskite tandems in the academic literature [123]. However, both Au and PEDOT:PSS cause significant parasitic absorption, limiting current generated in the bottom cell. Alternatively, TCOs have been used, but the high lateral conductivity severely affects the fill factor in the presence of pinholes [123]. Furthermore, thicker TCO layers can introduce internal reflectance losses. Current matching requirements in 2T tandems may result in lower efficiencies under real-world spectral variations, as compared to lab-certified efficiencies using standardized illumination spectrum and intensity. However, modeling has shown that the loss in performance due to spectral variations is relatively small [124].

Perovskite/Si tandems have passed many industry standard stability tests, but the suitability of stability tests to perovskites and the true lifetime of perovskite/Si will not be known until these devices have been extensively deployed in the field. Both types of perovskites used in perovskite/perovskite tandems face challenges. Mixed-halide lead-based perovskites used in the top cells suffer from halide segregation, and more voltage-losses originating from trap assisted and surface recombination [125]. While the oxidation of tin remains a problem for lead/tin perovskites even after fabrication of the devices. Due to current matching requirements in 2T tandems, degradation of just one of the sub-cells will severely affect tandem efficiency, and device lifetime is limited by the stability of the least stable sub-cell.

Recycling is not a tandem-specific challenge, but increased complexity of tandems may make recycling more challenging than for single-junction PVs. The only components from silicon modules that have been recycled cost effectively are aluminum frames, copper wiring and glass. However, scarce materials such as indium and silver, or toxic materials such as lead and halides should also be recovered to prevent them from ending up in landfill and to make the industry truly sustainable.

A common barrier to commercializing PV technology is scaling up from lab-scale to industrial processing. This involves using scalable depositions methods and replacing costly and scarce materials (TCOs, Ag, solvents). Furthermore, setting up PV manufacturing capacity is capital intensive. The UK government has so far not been supportive towards new initiatives, causing companies such as Oxford PV to move pilot plants to countries that offer more financial support, and more predictable support in light of the uncertainties over Brexit. Another issue for Si/ perovskite tandems is that they tend to use more niche heterojunction silicon base cells rather than industry-standard silicon PERC devices.

5.3. Advances in science and technology to meet challenges

LHP deposition on highly textured silicon surfaces has been achieved by using vapor deposition, or hybrid vapor/solution methods. However, upon slightly reduced texture, solution processing of thicker perovskite films has also been demonstrated to fully coat the underlying Si, and a recent world record efficiency from KAUST uses this approach. Scalable methods will have to be further developed to make the process compatible with large-scale production, which required high yielding deposition methodologies which are compatible with high throughput coating techniques. The voltage of the top cell is limited by interfacial recombination [126] and phase segregation during processing, and further improvements can come from addressing these problems [127]. For real-world applications, the ideal bandgap of the light absorbing materials will depend on the local solar spectrum. Through compositional engineering, the bandgap of perovskites could be fine-tuned to match spectral variations. A more significant difference in required top cell band gap comes from the consideration of mono- versus bi-facial. If Bi-facial deployment is intended, then dropping the top cell band gap to as low as 1.5 eV may be required to maximize energy yield.

Halide segregation has been studied intensively; although the mechanism is still debated, the process is understood to relate to defects [128]. Passivating these defects may therefore be key to eliminating halide segregation and improving stability of top cell perovskites [129]. Advances in post-processing of bottom cells will be key to prevent oxidation of tin, even more so than for neat lead-perovskites, the lead/tin perovskite film has to be shielded from oxygen and moisture completely during deposition of subsequent layers, and finished devices have to be encapsulated robustly, to prevent oxygen and moisture ingress over the entire lifetime of the tandem module. More research is needed to understand how degradation of individual sub-cells affects tandem performance, particularly in 2T and 3T configurations.

Most materials in tandem modules are present in small amounts and integrated with other materials, making material recovery challenging. Nevertheless, it is crucial that modules are recycled effectively to establish a circular industry, preserve scarce materials and capture toxic components, in line with industry-wide concerns about circularity. The technology exists to recycle tandem modules, but is currently not sufficiently incentivized. Further research is needed to design cost-effective recycling methods, but interest from industry is limited, as landfill is often the cheapest option. Legislation and financial incentives could help to direct the industry to design better recycling solutions, with UK WEEE regulation mandating a recycling rate of 85% since 2018 [130]. As discussed in more detail in chapter 13, LHP and other third generation solar PV do not have significant quantities of scarce materials to incentivize recycling, however the need to reduce impacts of soluble lead pollution may drive circular processing, similar to that of First Solar with CdTe devices [131].

Advances in metrology are also desired to better predict efficiency and stability of perovskite tandems under real-world conditions. Tandem efficiencies (especially 2T) are susceptible to spectral variations, so tests with standardized illumination may not accurately reflect real-world efficiency. Bifacial tandems can yield significantly higher power output, but there are currently no standardized protocols to define the spectrum and intensity of the light entering from the back of the device. It is likely that standard stability tests are not representative for perovskite devices, considering their ionic character, and additional tests may be required. Extended field tests will have to be conducted to refine stability tests for these devices to better predict their lifetime. Tandem specific measurement protocols will help to mature the field.

Companies like Oxford PV have shown that the technical upscaling challenges faced by perovskite tandems can be overcome, both in sourcing raw materials and in processing methods. A key hurdle now is financial support to establish GW-scale production facilities. If the UK government wants to achieve energy security and sustainable energy generation, it needs to act now, or risk missing an important opportunity to capitalize on a UK-driven technology.

5.4. Concluding remarks

Perovskite tandems are a very promising technology, and the first products are close to hitting the market. Perovskite/Si tandems are an excellent gateway technology, building on existing silicon technology to gain a foothold in the solar sector, and could initially be applied in areas where high performance is required (rooftops, space applications, electric vehicles). On the longer term, perovskite/perovskite multijunctions will likely build further on this foundation and become the dominant technology, as material usage, cost and carbon footprint are all potentially lower for perovskite/perovskite tandems than for perovskite/Si tandems. All-perovskite tandems also side-step the silicon materials supply and value chain, offering a unique opportunity for energy security. To get there, a continued research effort is required into understanding the materials properties of perovskites, so that efficiency and stability can be further understood and improved, and real world operating lifetimes can be reliably predicted. More research is also needed to replace scarce and expensive components, such as indium used in the TCO, and to find effective recycling methods.

To establish a favorable climate for perovskite tandem technologies, government action is required. Legislation will have to be put in place to enforce recycling of the whole tandem module, to establish a truly circular industry. In addition, barriers will need to be removed and financial help has to be provided to establish large-scale domestic production capabilities. This will be a significant step towards improving energy security and achieving a sustainable future.

Acknowledgments

All authors arranged alphabetically by surname, apart from the first author. BR and SDS acknowledge the EPSRC (No. EP/T02030X/1) for funding. S D S acknowledges the Royal Society and Tata Group (No. UF150033). J D M acknowledges the support of a Leverhulme Trust Research Project Grant (No. RPG-2020-377). C C and H J S acknowledge the EPSRC Prosperity Partnership Project (EP/S004947/1) and J T is funded by the Deutsche Forschungsgemeinschaft (DFG) under the HIPSTER project.

6. Organic photovoltaics

Pascal Kaienburg¹, Tayebah Ameri^{2,3}, Ardalan Armin⁴, Diego Bagnis⁵, Philippe Berrouard⁶, Jochen Blumberger⁷, Hugo Bronstein^{8,9}, Yi-Ming Chang¹⁰, Elmer Chao¹¹, Tracey M Clarke¹², Graeme Cooke¹³, James R Durrant^{14,15}, Richard H Friend⁹, Alexander J Gillett⁹, Martin Heeney¹⁴, Arthur D Hendsbee⁶, Ji-Seon Kim¹⁶, David Lidzey¹⁷, Roderick MacKenzie¹⁸, Iain McCulloch¹⁹, Sebastian B Meier²⁰, Paul Meredith³, Graham Morse²¹, Jenny Nelson¹⁶, Chris Nicklin²², Thomas Osterberg²³, Moritz Riede¹, Martyn Rush²⁴, Peter J Skabara¹³, Franky So^{25,26}, Alessandro Troisi²⁷, Karsten Walzer²⁸ and Trystan Watson^{15,29}

¹ Department of Physics, University of Oxford, Clarendon Laboratory, Parks Road, Oxford OX1 3PU, United Kingdom

² Institute for Materials and Processes, School of Engineering, University of Edinburgh, Sanderson Building, Robert Stevenson Road, Edinburgh EH9 3FB, United Kingdom

³ Chair for Composite Materials, Department of Materials Science, Faculty of Engineering, Christian-Albrechts-Universität zu Kiel, Kaiserstrasse 2, 24143 Kiel, Germany

⁴ Centre for Integrative Semiconductor Materials (CISM), Department of Physics, Swansea University Bay Campus, Swansea SA1 8EN, United Kingdom

⁵ Oninn—Centro de Inovação, Av. José Candido da Silveira 2000—Horto Florestal, Belo Horizonte, MG, 31035-536, Brazil

⁶ Brilliant Matters, 237 Rue de Liverpool, Saint-Augustin-de-Desmaures, QC G3A 2C8, Canada

⁷ Department of Physics and Astronomy and Thomas Young Centre, University College London, Gower Street, London WC1E 6BT, United Kingdom

⁸ Yusuf Hamied Department of Chemistry, University of Cambridge, Cambridge CB2 1EW, United Kingdom

⁹ Optoelectronics Group, Cavendish Laboratory, University of Cambridge, JJ Thomson Avenue, Cambridge, CB3 0HE, United Kingdom

¹⁰ Raynergy Tek Incorporation, 60, Park Ave. 2, Hsinchu Science Park, Hsinchu 30844, Taiwan

¹¹ Luminescence Technology Corp., Hsinchu 30076, Taiwan

¹² Department of Chemistry, University College London, Christopher Ingold Building, London WC1H 0AJ, United Kingdom

¹³ School of Chemistry, University of Glasgow, Glasgow G12 8QQ, United Kingdom

¹⁴ Department of Chemistry, Imperial College London, Molecular Sciences Research Hub, 80 Wood Lane, London W12 0BZ, United Kingdom

¹⁵ SPECIFIC, Swansea University, Bay Campus, Swansea SA1 8EN, United Kingdom

¹⁶ Department of Physics and Centre for Processable Electronics, Imperial College London, London SW7 2AZ, United Kingdom

¹⁷ Department of Physics and Astronomy, The University of Sheffield, Hicks Building, Hounsfield Road, Sheffield S3 7RH, United Kingdom

¹⁸ Department of Engineering, Durham University, Lower Mount Joy, South Road, Durham DH1 3LE, United Kingdom

¹⁹ Department of Chemistry, University of Oxford, Mansfield Road, Oxford OX1 3QR, United Kingdom

²⁰ ASCA GmbH & Co. KG, Steigweg 24, 97318 Kitzingen, Germany

²¹ Merck Chemicals Ltd, Chilworth Technical Centre, University Parkway, Southampton SO16 7QD, United Kingdom

²² Diamond Light Source, Harwell Science and Innovation Campus, Didcot, Oxfordshire OX11 0DE, United Kingdom

²³ Epishine AB, 582 13 Linköping, Sweden

²⁴ Polysolar Ltd, Aurora BAS, High Cross, Madingley Road, Cambridge CB3 0ET, United Kingdom

²⁵ Materials Science and Engineering, North Carolina State University, Raleigh, NC 27695, United States of America

²⁶ Organic and Carbon Electronics Laboratories (ORaCEL), North Carolina State University, Raleigh, NC 27695, United States of America

²⁷ Department of Chemistry and Materials Innovation Factory, University of Liverpool, Liverpool L69 7ZD, United Kingdom

²⁸ Heliatek GmbH, Treidlerstrasse 3, 01139 Dresden, Germany

²⁹ Department of Materials Science and Engineering, Swansea University, Bay Campus, Fabian Way, Crymlyn Burrows, Swansea SA1 8EN, United Kingdom

6.1. Status

As of today, organic PVs (OPVs) have reached certified PCE exceeding 19% [132], with extrapolated intrinsic devices lifetimes of well above 20 years [133] for laboratory devices. A >200-cm² sub-module with 14.5%


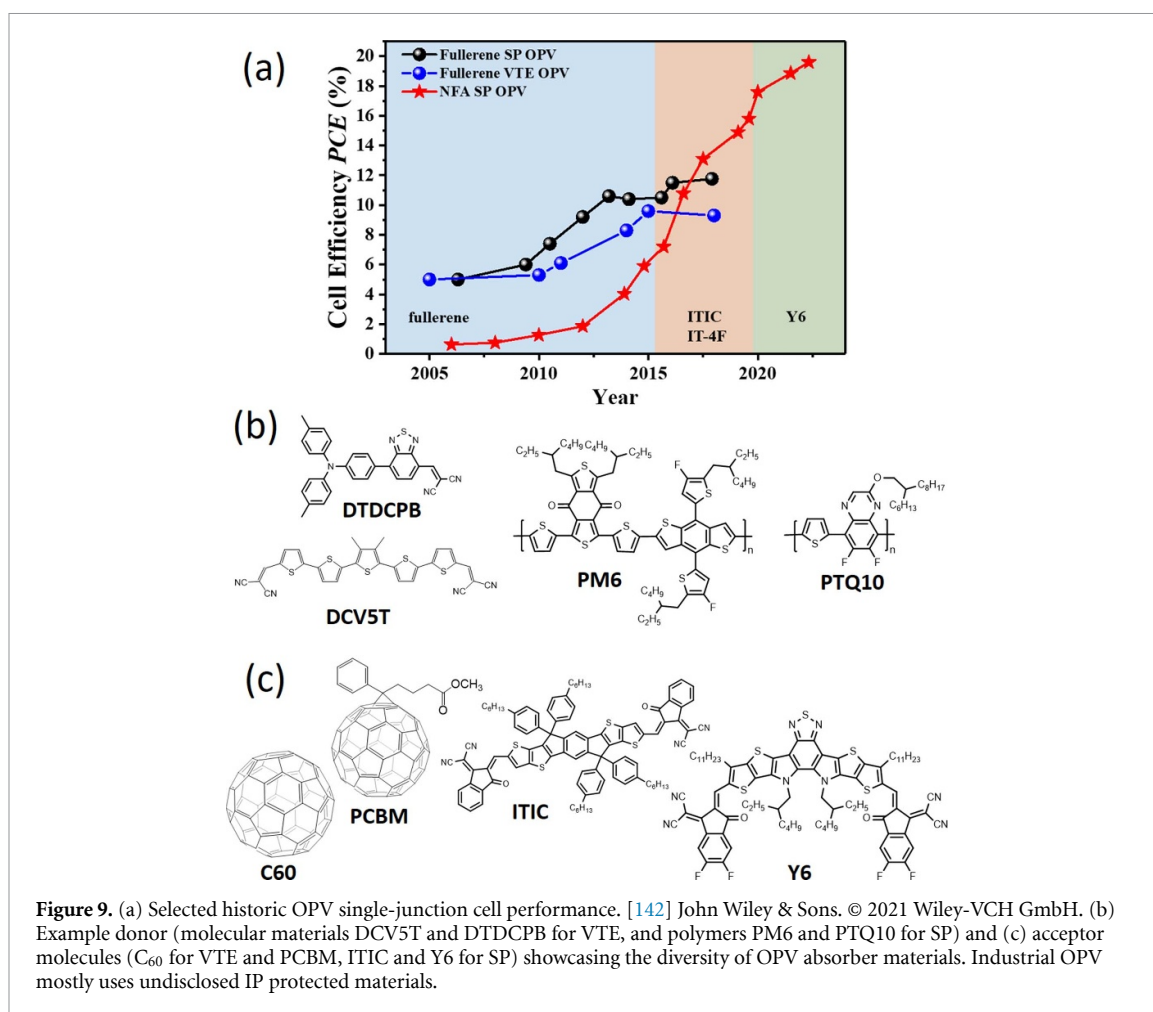


Figure 8. Examples of OPV projects, applications, and large-area fabrication. (a) Heliatek (VTE) installation at a warehouse in Berlin. Reproduced with permission from © Heliatek. (b) Self-powered media façade at the Novartis Pavillon (Basel, Switzerland) with OPV modules by ASCA (SP). Reproduced with permission from © ASCA. (c) 100% autonomous eco-designed clock by Bodet using ASCA OPV modules. Reproduced with permission from © ASCA. (d) Semi-transparent office façade by Sunew (SP) at Petrobrás in Rio de Janeiro, Brazil. Image used with permission from © Diego Bagnis. (e) Roll-to-roll coating process at Oninn/Sunew. Image used with permission from © Diego Bagnis. (f) Smoke detector design with OPV by Epishine (SP lamination), removing the need to change the battery. Reproduced with permission from © Epishine.

PCE has been achieved [134]. Module efficiencies on industrial scale are as high as 8%, featuring several years of proven outdoor stability [135], which gives confidence for at least more than 15 years of outdoor PV lifetime. Companies like Heliatek, ASCA, and Sunew run large scale roll-to-roll production facilities with reported one million square meters annual capacity each, and have realized various outdoor OPV installations around the world (figure 8). Notably, Heliatek's OPV modules recently passed the IEC-61215 certification for stability [136]. Indoor OPV products are commercially available from companies like Epishine and ASCA (see section 7 for an in-depth discussion of indoor PV).

OPV has several unique selling points that are a direct consequence of the soft and molecular nature of the absorber materials, enabling lightweight and flexible, easy and cost-effective to install, (semi)transparent and color-selective (including UV and NIR) modules. The high degree of freedom in organic molecule design allows tailoring to specific application requirements, such as tuning absorption bands for aesthetic appearance. Adaptive manufacturing allows for customized products that are highly designable and integrable into almost any kind of surface. Life cycle analyses of OPV show the technology to be highly appealing from a sustainability perspective [137], with low embodied energy and CO₂ emissions, earth-abundant raw materials and non-toxic end products, and easy end-of-life treatment. Existing and near-future applications of OPV exploit these unique properties to unlock vast surface areas for electricity generation and occupy markets that c-Si PVs cannot serve well. Prominent examples include an already available market for building-integrated and building-applied PVs (BIPVs, BAPVs) covering primarily façades and low load-bearing roofs, but also windows, the emerging agricultural PV market (see section 11 on Agrivoltaics), as well as indoor PVs and local power sources. OPV module for BIPV/BAPV has thus reached the highest technology readiness level 9, which newer applications, including automotive, transport, and aerospace, are yet to demonstrate.

Briefly, OPV is a thin-film technology where, typically, the ~100 nm thick absorber layer is constituted of a blend of organic semiconducting molecules, namely an electron rich donor and an electron deficient acceptor material. This donor-acceptor interface enables efficient splitting of excitons formed upon light absorption. The most common fabrication routes for OPV are solution processing (SP) [138, 139] and vacuum thermal evaporation (VTE) [140, 141]. The major difference in terms of materials is the requirement for solubilizing sidechains in the case of SP and the common use of polymers as SP donor due to their combination of good mechanical and rheological properties. The molecular weight of VTE materials is restricted to ensure an evaporation temperature below the decomposition temperature of molecules. As a rule-of-thumb the limit is 1000 g mol⁻¹. The historical development of OPV shown in figure 9 reflects the versatility and importance of molecule design and synthesis, which has been assisted by the optimization of device architecture and processing, continuous improvements in characterization methods, computational modeling, and an understanding of the physical processes in molecules, films and devices. Arguably the most critical recent advance for OPV has been the discovery of high-performance NFAs [142], replacing initially utilized fullerene acceptors, such as C₆₀ and PCBM (figure 9). These suffered from drawbacks, such as weak



light absorption in the visible region and large voltage loss, leading to the development of strongly absorbing alternatives, such as ITIC and Y6 [143, 144]. The latter series of materials (Y-series) exhibit long exciton-diffusion lengths and exciton self-dissociation, and also enable bilayer devices with promising PCEs. OPV materials and technologies have also found applications in related fields such as solar fuels (see section 12), photon up- and downconversion [145], photodetectors and other sensors.

While the development of the absorber and interlayers is critical and the focus of this perspective, the cost and quality of auxiliary components and technologies are also essential to the success of commercial OPV. These include module encapsulation, electrodes, flexible and sustainable plastic substrates, and manufacturing equipment. A major focus of industrial OPV manufacturers is automating and simplifying processes to achieve higher yields, efficient material use, and high throughput production.

6.2. Current and future challenges

Early efforts to commercialize OPVs targeted the same markets as c-Si PVs and were eventually outcompeted by c-Si PV (see figure 2(a)). Since then, the appeal of and demand for renewable technologies has increased, which is now opening new markets for PV technologies. Also, materials producing OPV devices with much higher PCEs have become available. When applications are multi-purpose, *e.g.* generating electricity while transmitting light to grow crops in protected environments (Agrivoltaics, see section 11) or adding aesthetic appearance to a building, the business opportunities for OPVs are different from conventional PVs. That is, different regulations and sector-specific standards apply, sector-specific policy incentives would be beneficial, performance metrics beyond $\$ W_p^{-1}$ are required [146], and charging a premium for installed PV capacity is possible. However, currently low production volumes and early times of technological learning imply higher cost. A clear-cut return on investment scenario, potentially supported by a diversification of refinancing scenarios, would motivate a broader implementation of OPVs in our everyday life. This would trigger the upscaling and diversification of the entire value chain, bringing down OPV module and balance-of-systems cost. The sooner economy of scale effects (Swanson's law) are unlocked, the larger the benefit of OPV technology to society, from ubiquitous application to lowest environmental impact of all current PV technologies.

Academic PV research has emphasized increasing PCE on the cell level [31, 34], even though device lifetime contributes equally to the total energy yield of a solar panel. The latter needs to be evaluated with respect to cost for a given application, which defines the specific technical requirements, such as the target absorption spectrum (see, e.g. section 7 on Indoor PVs). We note that the main challenges for SP and VTE OPVs differ. After reaching >19% PCE, improving cell efficiency is arguably no longer the primary target for SP OPVs. Instead, high PCE needs to be achieved with low-cost molecules, while also meeting requirements of stability and scalable fabrication. Achievements of cell PCE need to be transferred to industrially relevant materials, device stacks, and processing conditions. Milestones for industrial development like large area deposition and (mini)modules are a topic for academic research if they present new concepts or reveal design rules. VTE OPVs on the other hand has demonstrated sufficiently long device lifetime >20 years with comparably simple molecules and scalable fabrication [133], shown by the OLED industry. However, VTE OPV still faces the challenge of obtaining higher PCE for at least 15% for single-junction devices under 1-sun illumination.

6.3. Advances in science and technology to meet challenges

One OPV threshold challenge is improving module lifetime under realistic operating conditions [135]. Here, we need to advance the understanding of degradation mechanisms [138, 147] in the active layer and at interfaces, covering morphological and (photo-)chemical degradation pathways and their influence on optoelectronic properties. This includes studying different stresses and early failure, burn-in, and longer-term degradation, rendering *in-operando* studies important. Intrinsic stability under heat, illumination, and varying loads (open-circuit conditions being the harshest) can be studied on the cell level. Extrinsic stability towards humidity and oxygen is critical for ambient coating of SP OPVs and for encapsulated modules in general. Here, mechanical stress is an additional factor primarily affecting delamination. The resulting design principles need to be applied to stack design (*n-i-p* is favorable), ink formulation (additives and ternary blends), and design of new molecules (particularly NFAs). Accelerated lifetime testing protocols with predictive capabilities need to be identified and reported consistently, with such reporting potentially enforced by journals [148, 149].

Industrial, scalable SP of OPVs (printing, see figure 8(e)) requires non-toxic solvents, fast processing in air, and large processing windows to achieve high yields. Solvents have to be non-halogenated and while xylene seems an acceptable choice, 'greener' solvents must be explored further [150]. Ideally, the mechanics of the coating process and the kinetics of the drying process in the laboratory match those of the manufacturing line, arguably favoring blade coating over spin-coating. Given slight variations in fabrication conditions, large area SP uses thicker layer stacks, including active layers >200 nm, than typical work in academic laboratories. The synthesis of today's best performing SP materials is complex (although exact metrics are hard to define), typically involving many steps and the use of toxic reagents and chromatographic purification. Such factors are not commensurate with cost-efficient upscaling. The development of less complex absorbers is one solution, along with reducing the number of low yielding steps. In short, we need molecules that carry the benefits of today's high performing molecules but have low chemical complexity, are intrinsically stable and processable in air, have the right solubility in 'green' solvents to yield favorable microstructure, and maintain high performance in thick layers.

PCE is particularly critical to VTE OPV, where discovering efficient low-molecular weight, evaporable NFAs is imperative. Increasing the optimum absorber thickness brings further PCE gains and likely requires novel molecule design and better morphology control. While not the main bottleneck for SP OPV, higher cell PCEs of 23%–25% seem feasible in the longer term. Encouraged by the endless possibilities of molecule design and having defied predicted PCE limits in the past, OPV becomes interesting as tandem partner for other PV technologies. Approaches to higher PCE of OPV include higher photoluminescence (PL) quantum efficiency of molecules, higher absorption coefficient, reduction of non-radiative losses, better coupling between molecules assisting charge transport and excited state delocalization, and further improving interlayers, morphology control, and charge collection. These are coupled to a better understanding of working mechanisms in OPV [151], including charge generation processes in low-offset NFA systems and the role of charge transfer, singlet, and triplet states in non-radiative decay [152, 153], and energetic and microstructural disorder. OPV molecule design is currently semi-heuristic and takes years of minor iterations to optimize a structure of interest [144]. Rational design requires further improvements of molecule structure—function—performance relations. This not only includes performance and optoelectronic properties, but also predicting microstructure; here sidechains and the influence on processing conditions present a major challenge. Given the synthetic variety of OPV, the ease of sample processing, and building on advances in multi-scale computational models 'from atoms to devices' as well as high-throughput computational screening and machine learning approaches for novel materials discovery, accelerated materials design and testing is highly promising for OPV. In the quest of simultaneously meeting

all OPV performance targets, exploring diverse classes of molecules and different absorber concepts such as ternary and multi-component systems, all-polymer, block co-polymers, and all-small-molecule, seems worthwhile [154]. To make OPV cost-competitive, the involvement of companies focusing on upscaled and high purity synthesis of the most successful molecules is critical.

6.4. Concluding remarks

Through steady progress and disruptive advances, OPV has moved from a lab curiosity in the 1970s [155] to early-stage commercial products with fabrication capacity of several 100 MWp y^{-1} online. Various technological approaches have been used, with future products expected to serve diverse growth markets. Sustained research efforts to advance the understanding of basic molecule-level processes, together with bolstering OPV's technological foundations, is expected to run side-by-side with application-oriented research. Here, research targets diverse performance metrics, providing the basis for further commercial product innovation. To unleash the potential of OPV, we encourage closer collaboration between industry—ranging from equipment manufacturers and chemical companies to module manufacturers and product developers—and academia, which requires appropriate funding structures as well as tackling barriers for collaboration. These include fostering academic work with undisclosed IP-protected materials; a situation that is common in related research on drug development and OLEDs. A better alignment between academic OPV research with the needs of industry will require a focused effort on studying problems faced by industry and on a molecule and processing space that has relevance for practical manufacture. We see plenty of economic opportunities in the developing value chain, ranging from generating IP, upscaled molecule synthesis, to module manufacturing and installation—all of which are realistic to be achieved locally anywhere on the globe—meeting aspirations of energy security and local job generation.

Acknowledgements

P K thanks Anna Jungbluth and Irfan Habib for being a test audience. P K thanks EPSRC for funding for a Postdoctoral Fellowship (No. EP/V035770/1) and Linacre College for the award of a Junior Research Fellowship. We thank the EPSRC project ATIP (No. EP/TO28513/1) for financial support. A J G thanks the Leverhulme Trust for an Early Career Fellowship (No. ECF-2022-445). D G L thanks EPSRC for support (Grant No. EP/V027131/1). T A acknowledges the finance support of Royal Society of Edinburgh via International Joint Project 1787.

7. Indoor photovoltaics

Robert L Z Hoyer^{1,2}, Simon Aliwell³, Mathieu Bellanger³, James C Blakesley⁴, Matthew J Carnie⁵, James R Durrant^{6,7}, Marina Freitag⁸, Matthias Kauer³, George Koutsourakis⁴ and Trystan Watson^{7,9}

¹ Inorganic Chemistry Laboratory, Department of Chemistry, University of Oxford, South Parks Road, Oxford OX1 3QR, United Kingdom

² Department of Materials, Imperial College London, Exhibition Road, London SW7 2AZ, United Kingdom

³ Lightricity Ltd, Edmund Halley Road, Oxford OX4 4GB, United Kingdom

⁴ National Physical Laboratory, Teddington, Middlesex TW11 0LW, United Kingdom

⁵ Department of Materials Science and Engineering, Swansea University, Bay Campus, Fabian Way, Crymlyn Burrows, Swansea SA1 8EN, United Kingdom

⁶ Department of Chemistry and Centre for Processable Electronics, Imperial College London, 80 Wood Lane, London SW7 2AZ, United Kingdom

⁷ SPECIFIC, Swansea University, Bay Campus, Swansea SA1 8EN, United Kingdom

⁸ School of Natural and Environmental Science, Bedson Building, Newcastle University, Newcastle upon Tyne NE1 7RU, United Kingdom

⁹ Department of Materials Science and Engineering, Swansea University, Bay Campus, Fabian Way, Crymlyn Burrows, Swansea SA1 8EN, United Kingdom

7.1. Status

Society is being revolutionized by an ecosystem of networked devices called the IoT, which is embedding ‘intelligence’ into infrastructure and giving rise to ‘smart’ homes, offices, healthcare, agriculture, and many more [44, 156]. The IoT could reduce the CO₂eq footprint across multiple sectors by making processes more efficient [157]. There are over 200 billion IoT devices currently [158], potentially expanding to over a trillion nodes in the near-future [159]. A critical question is how so many devices could be sustainably powered. Currently, IoT nodes are predominantly powered using primary or secondary batteries, but this will create substantial waste and strain on the supply of critical elements, as well as pose practicality challenges around changing billions of batteries each year [44]. Indoor PVs (IPVs) are a highly promising alternative, given that nearly half of new IoT installations will be indoors [29], as well as the reliability and predictability of indoor light sources. Indoor lighting has a higher power density than other power sources for energy harvesters [44], with 350 $\mu\text{W cm}^{-2}$ available in a brightly-lit room with 1000 lux illuminance [160]. At a more common illuminance of 250 lux, IPVs with modest device area can harvest sufficient energy to power a range of communications protocols used in the IoT (figure 10(a)). Such IPVs can be integrated into IoT nodes (figure 10(b)), and either directly power the electronics (harvest-use), or store excess energy in an energy-storage device (e.g. supercapacitor) to be used in the dark or at low illuminance (harvest-store-use). Such a design could lead to a perpetual power supply, enabling ‘place-and-forget’ IoT devices, and ameliorate the sustainability and practical challenges with the current reliance on batteries as the power source for IoT nodes.

c-Si is not well-suited for indoor lighting conditions, because of high dark currents and sub-optimal bandgaps [44], and hydrogenated amorphous silicon (a-Si:H) has instead become the commercial-standard material. But a-Si:H IPV PCEs only reach up to 21% (under specific LED conditions) [163], with most devices 4.4%–9.2% efficient under most indoor lighting conditions (figure 10(b)) [44]. A more detailed historical account of traditional materials for IPV can be found in [29, 44] and [164]. Furthermore, the device lifetime and durability requirements for IPV applications are much less stringent than for outdoor PVs. These factors open up space for new technologies to have an impact. The most common alternative technologies currently investigated for IPVs are dye-sensitized solar cells (DSSCs), organic photovoltaics (OPVs), III–V PVs (commonly GaAs), and, more recently, LHPs. The progress in the PCEs reported from lab-based and commercial devices is shown in figure 10(c). Commercial GaAs, OPV and DSSC IPVs have reported power output densities of 70–90 mW cm^{-2} (GaAs) [160, 165], 15–17 mW cm^{-2} (OPV) [166], 4–35 mW cm^{-2} (DSSC) [165, 167], albeit all under different indoor conditions. Beyond these materials, over the past two years, Bi- and Sb-based perovskite-inspired materials (PIMs) have been discovered to have potential to reach high PCEs under indoor lighting (figure 10(d)). Furthermore, elemental selenium, the first PV material ever reported, was recently found to hold substantial promise for IPVs [168]. A rich materials space is therefore developing, offering multiple routes to achieving efficient and durable energy harvesters that can more sustainably power the billions of IoT devices.

7.2. Current and future challenges

As the IPV field grows in importance, with many new classes of materials appearing, several critical challenges will need to be addressed (figure 11(a)). Chief among them is adopting a rigorous set of protocols

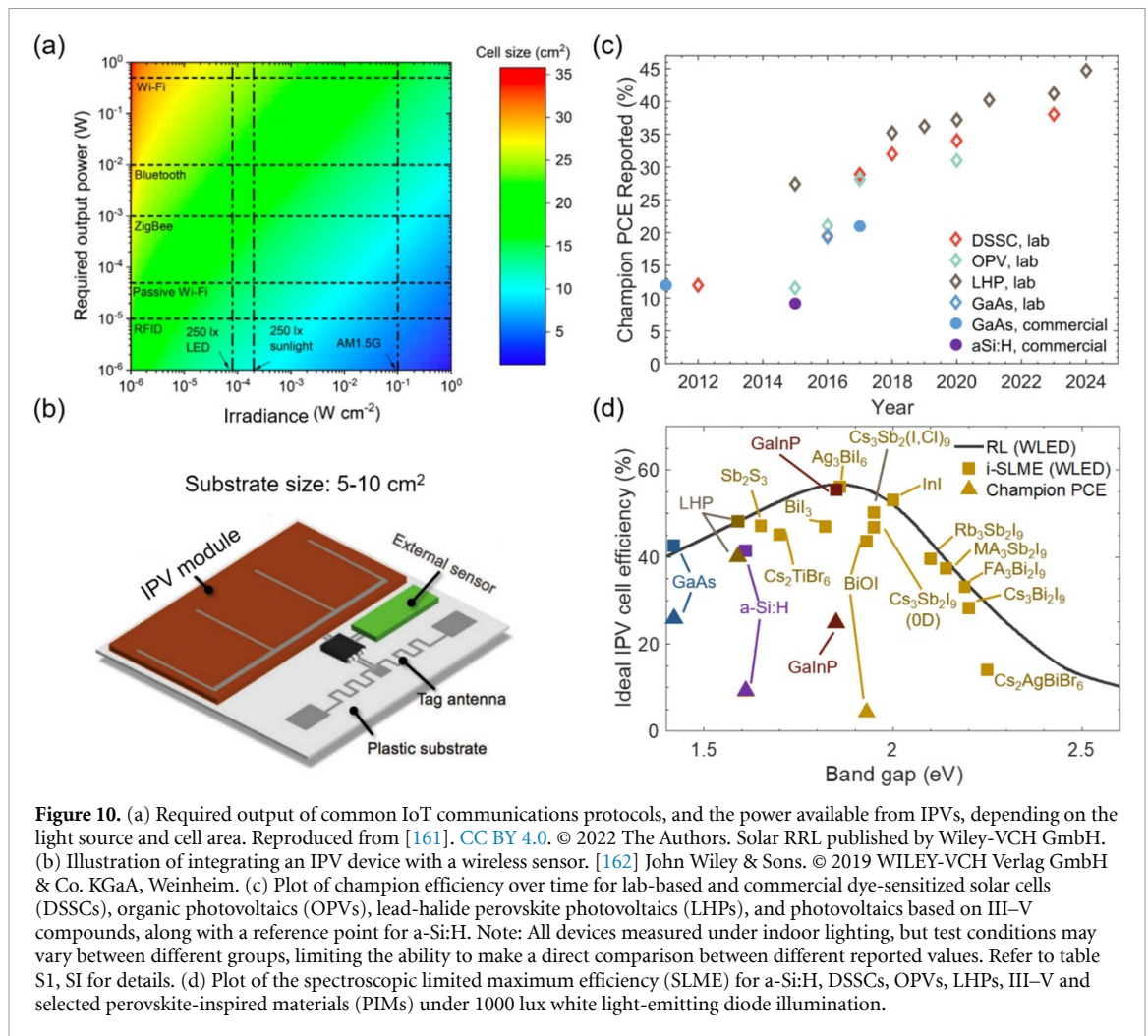


Figure 10. (a) Required output of common IoT communications protocols, and the power available from IPVVs, depending on the light source and cell area. Reproduced from [161]. CC BY 4.0. © 2022 The Authors. Solar RRL published by Wiley-VCH GmbH. (b) Illustration of integrating an IPV device with a wireless sensor. [162] John Wiley & Sons. © 2019 WILEY-VCH Verlag GmbH & Co. KGaA, Weinheim. (c) Plot of champion efficiency over time for lab-based and commercial dye-sensitized solar cells (DSSCs), organic photovoltaics (OPVs), lead-halide perovskite photovoltaics (LHPs), and photovoltaics based on III-V compounds, along with a reference point for a-Si:H. Note: All devices measured under indoor lighting, but test conditions may vary between different groups, limiting the ability to make a direct comparison between different reported values. Refer to table S1, SI for details. (d) Plot of the spectroscopic limited maximum efficiency (SLME) for a-Si:H, DSSCs, OPVs, LHPs, III-V and selected perovskite-inspired materials (PIMs) under 1000 lux white light-emitting diode illumination.

for device performance measurement and reporting, similar to those that are now commonplace in the outdoor PV field. Until very recently, there were no standards for IPV testing, with no specifications on how measurements should be made. Kirchartz and co-workers recently showed how a slight change in the spectrum of the LED light source (figure 11(b)) changes the PCE of the same OPV device from 11.67% to 12.93% (figure 11(c)) [169]. Furthermore, stray ambient light in the testing box, or shadowing of the diffuse light due to an aperture that is too thick, can lead to unintended errors in the reported performance [170, 171]. Developing standard indoor test conditions and requirements for measurement and reporting will be critical to ensure fair comparisons between groups, and support the growth of this area of research. A set of standards for indoor PV measurements has just been published: IEC TS 62607-7-2:2023 [172]. These standards will support the development of the necessary products and market for indoor PV testing, such as calibrated standard light sources, calibrated reference cells, various measurement sensors and even whole indoor PV testing systems.

Part of the challenge with IPVVs is the wide range of conditions experienced by the devices, which vary depending on the application. For example, it is common in the academic literature to report PCEs over a narrow range of illuminances (often 1000 lux). But IoT nodes can experience illuminances from <50 lux (in corners) to >1000 lux (e.g. near windows), and the performance of devices can change widely over this illuminance range [46, 171, 173]. This demonstrates that the linearity of indoor PV products across the relevant illuminance range is a crucial parameter. Furthermore, the stress factors (e.g. thermal, moisture, dust) experienced by IPVVs can widely vary by application. Developing protocols for accelerated degradation testing will be important for achieving commercial IPVVs that are durable over the lifetime of the IoT node, and to support the development of effective encapsulation materials. In addition, it should be ensured that IPV devices that could be exposed to direct sunlight (taken outdoors or placed next to a window) are safe for the users, even if such conditions could degrade them, and meet all existing product safety standards for consumer electronics.

An important advantage of the novel materials investigated for IPVVs is their widely tunable optoelectronic properties based on the molecular structure (OPV, DSSCs) and composition (LHPs, PIMs).

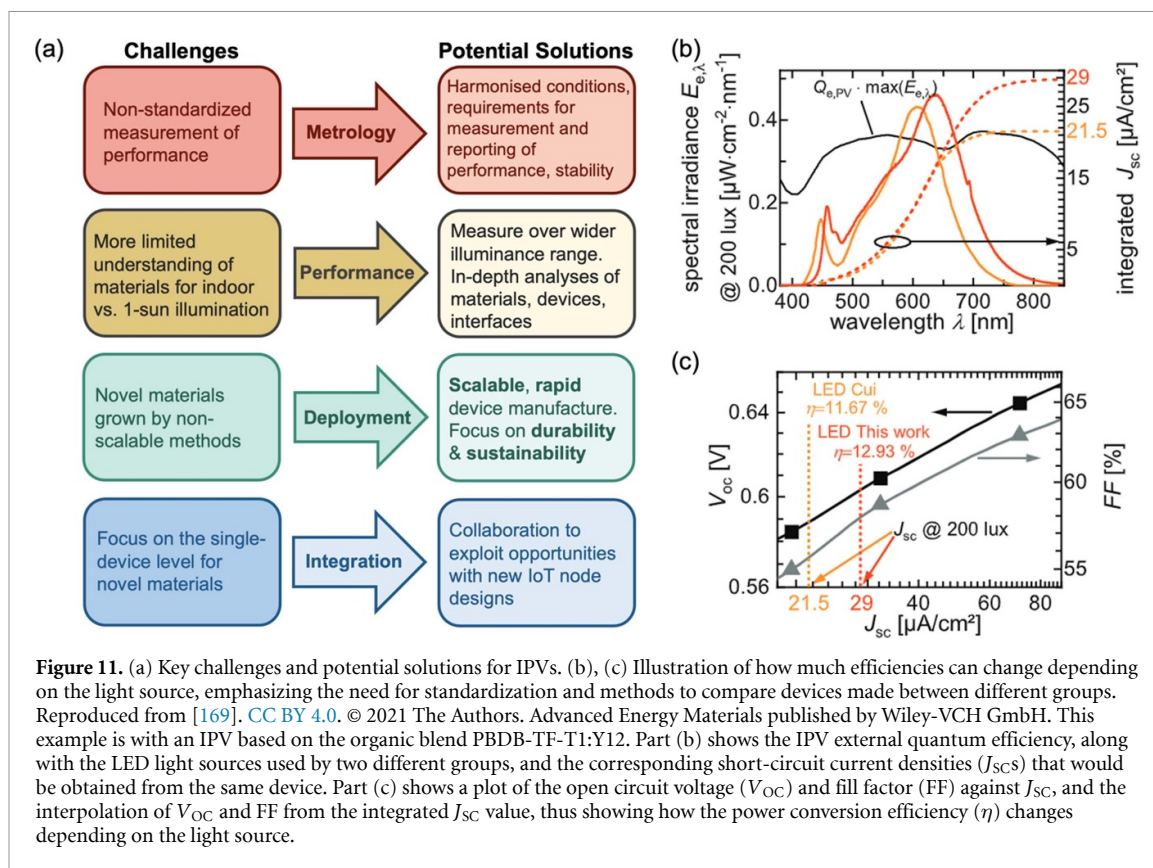


Figure 11. (a) Key challenges and potential solutions for IPVs. (b), (c) Illustration of how much efficiencies can change depending on the light source, emphasizing the need for standardization and methods to compare devices made between different groups. Reproduced from [169]. CC BY 4.0. © 2021 The Authors. Advanced Energy Materials published by Wiley-VCH GmbH. This example is with an IPV based on the organic blend PBDB-TF-T1:Y12. Part (b) shows the IPV external quantum efficiency, along with the LED light sources used by two different groups, and the corresponding short-circuit current densities (J_{sc}) that would be obtained from the same device. Part (c) shows a plot of the open circuit voltage (V_{oc}) and fill factor (FF) against J_{sc} , and the interpolation of V_{oc} and FF from the integrated J_{sc} value, thus showing how the power conversion efficiency (η) changes depending on the light source.

Whilst most efforts have been to optimize these materials for 1-sun illumination, it will be critical to focus on tailoring these materials to indoor light spectra, especially to achieve high operational voltages that linearly vary with illuminance. This is to minimize the number of cells that need to be connected in series to deliver sufficient voltage to operate IoT electronics, and ensure reliability in their performance over a wide range of illumination levels. On the other hand, requirements for sheet resistance and cell size might be less restrictive than for outdoor applications, since lower current densities are expected at such low irradiances as indoor conditions. These factors can result in optimal layer thicknesses being larger for IPVs compared to outdoor PVs. In-depth understanding of how defects in the bulk and interfaces in these IPV devices affect charge-carrier recombination and transport under weak light is also needed. For example, for outdoor PV applications of emerging technologies (such as LHPs), it is common to use light-soaking to saturate interface traps, leading to an initial increase in PCE. The substantially lower power densities in indoor lighting may be insufficient to produce similar burn-in effects, and the ratio of photo-to-dark current will be lower, which could lead to increased trapping rates. As such, controlling trap densities can be particularly important for IPVs.

The scalability and manufacturability of new materials also needs to be considered. Whilst lab-based studies commonly focus on $<1\text{ cm}^2$ area devices, device areas on the order of tens of cm^2 would be needed (figure 10(a)). Methods to manufacture materials rapidly over large area and match the performance of lab-based prototypes, as well as module designs tailored for low irradiance illumination, will be critical to realize hundreds of thousands to millions of devices per year that can have an impact on the IoT ecosystem [36, 174]. At the same time, it will be important to achieve highly-efficient IPVs that are reliably made on the mm^2 area level or smaller to power miniature devices, such as smart dust.

7.3. Advances in science and technology to meet challenges

The UK National Physical Laboratory, along with international colleagues, have been working to develop standardized conditions for IPV testing, which include a typical white LED spectrum, specific illuminance levels and specific recommended measurement procedures. If these protocols are widely adopted in the future, and commercial testing equipment following these protocols becomes readily available, then reliable comparisons could be made between labs. Furthermore, the independent, accredited validation of published results becomes possible.

Beyond metrology, the sustainability and safety of IPV technology needs to be considered through lifecycle analyses. In this regard, the toxicity of readily-accessible and bioaccumulative lead from LHPs may

not be appealing for IPVs used in consumer electronics. It is also important to consider the toxicity of solvents and catalysts used in the preparation of materials, especially for OPV and DSSCs [44]. Furthermore, strategies to recycle IPVs, and reuse valuable materials at the end-of-life, will be important, especially if these devices are to be deployed at the billion-device level or beyond. Developing devices that are not reliant on scarce elements (*e.g.* In in indium tin oxide) will also be important. Recent analyses have shown that PVs are not as sensitive to the series resistance under indoor lighting as under 1-sun, opening up the use of transparent conducting electrodes with higher sheet resistance, but based on Earth-abundant elements [161].

The solar resource for outdoor PV systems is well modeled and understood, which allows accurate energy rating, yield modeling, performance assessment and long term forecasting of solar PV generation. Such tools and data are not available for the indoor light resource. There is currently a need for similar studies for indoor environments, to better understand the indoor light resource, to be able to conduct yield estimations and shape requirements for indoor PV materials and devices. Indoor light is highly variable, depending on the specific environment of the application, so potentially an application targeted approach of modeling the indoor light resource and a series of typical conditions might prove useful for modeling, energy rating and yield estimations.

Finally, the current development of novel materials for IPVs has focused almost exclusively on the IPV itself. Stronger collaborations with groups developing IoT nodes will be important to tailor the materials to the specific needs to the IoT, as well as to exploit new opportunities, such as on-node machine learning [46, 164].

7.4. Concluding remarks

The IPVs field has recently been reinvigorated with a wide range of new materials classes that offer the opportunity to achieve high-performance, durable, scalable and cost-effective devices that can be used to power IoT nodes. But rationally developing these materials requires the harmonization of performance measurements, as well as accelerated degradation testing. As the IPVs field heats up, dedicated efforts to develop materials with tailored optoelectronic properties for indoor light spectra will be necessary, especially to achieve a linear variation in the operational voltage with illuminance. Understanding and controlling the role of traps in the bulk and interface under diffuse lighting will also be necessary. As manufacturing processes are developed for large-scale deployment, it will be essential to consider the lifecycle of the devices, with processes minimizing environmental impact and embedded energy, as well as approaches to recycle devices at end-of-life. Stronger cross-disciplinary collaboration will be needed to ensure greater synergies in the development of new IPV technology with improvements in IoT node electronics to realize new opportunities and expand the reach of the IoT. Addressing these challenges and seizing the opportunities opened up by emerging IPV technology can deliver a more sustainable IoT ecosystem and support its rapid expansion.

Acknowledgements

All co-authors arranged alphabetically by surname. R L Z H, M B, M K and S A acknowledge funding from the Henry Royce Institute Industrial Collaborative Programme scheme, funded by EPSRC (No. EP/X527257/1). J C B and G K acknowledge funding from the Department for Science Innovation and Technology through the National Measurement System (NMS) programme. J B, M C, J R D and T W acknowledge funding from the EPSRC project ATIP (No. EP/T028513/1). M C also acknowledges funding from EPSRC (No. EP/W025396/1).

8. Indoor dye-sensitized photovoltaic cells: advances, challenges, and prospects for IoT applications

Elizabeth A Gibson and Marina Freitag

School of Natural and Environmental Sciences, Bedson Building, Newcastle University, NE1 7RU Newcastle upon Tyne, United Kingdom

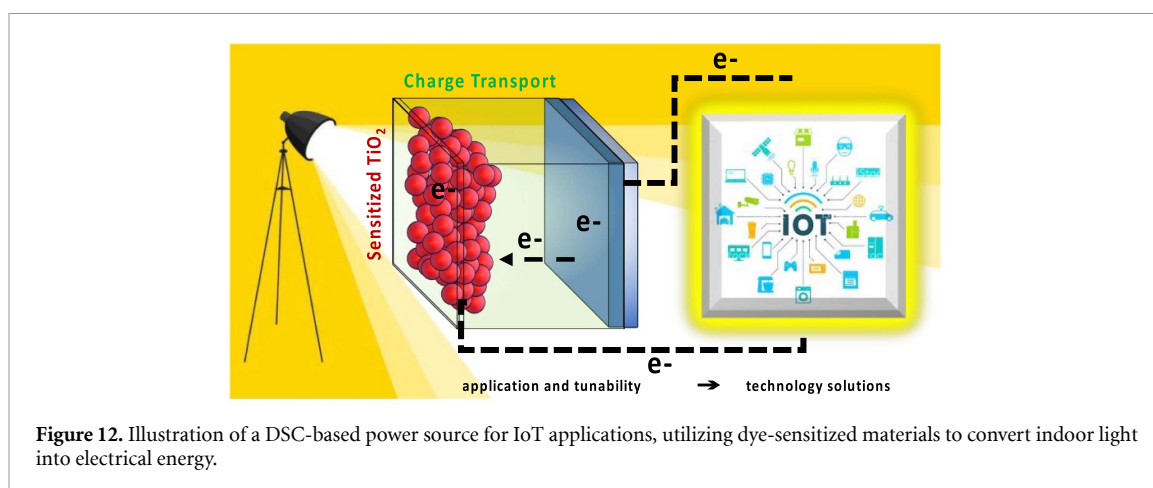
8.1. Status

Dye-sensitized cells (DSCs) are photoelectrochemical devices containing a thin film of a transparent, mesoporous semiconductor, typically TiO_2 , printed onto conductive glass (figure 12). The mesoporous oxide has a high surface area, onto which the photosensitizer (*i.e.* dye molecules) is adsorbed, typically through carboxylic acid binding groups. This working electrode is assembled with a counter electrode, which is typically conductive glass that has been coated with a thin catalytic layer of platinum or PEDOT, depending on the redox mediator chosen. The redox mediator transports charge between the working and counter electrodes when the device is under illumination. Light absorption by the dye molecules stimulates ultrafast electron transfer from the excited molecules to the TiO_2 particles, out competing radiative and non-radiative recombination. The oxidized dye-molecules are then reduced by the redox mediator and returned to their ground state ('regeneration'). Electrons are subsequently transferred from the counter electrode to the oxidized redox mediator, completing the circuit. DSCs primarily absorb in the optical region, which limits their PCE to 13%–14% under standard simulated sunlight (AM1.5G) [46, 175]. However, their mesostructure enables them to outperform GaAs solar cells under diffuse light conditions, making them promising for IPV applications [176].

Over the last decade, the highest efficiency DSCs have been attained with earth-abundant materials (metal-free dyes, Cu- or Co-based redox mediators, Pt-free counter electrodes), and there is no necessity for toxic components [176]. There is emerging interest in using recovered materials and to demonstrate recyclability at the end of life by desorption and re-adsorption of the dyes to support a circular economy [177]. Increases in PCE have been accompanied by improvements in long-term stability. While the device is a complex system of components, charge-transfer at the dye-semiconductor and dye-redox mediator interfaces cells have been thoroughly investigated, and this has been enabled by the well-defined spectroscopic signatures from the UV to mid-IR, and separation of the timescales for each charge-transfer process from fs to ms. Density functional theory has provided further details regarding the electronic distribution in the dyes in their ground and excited states, the assembly and electronic coupling of the dyes with the TiO_2 surface, and their interaction with the electrolyte environment [178]. This has enabled the community to understand the losses in efficiency and how engineering of the components can minimize these losses.

Despite much progress, the spectral response of DSCs is at the maximum only in the visible region. Efforts to improve the efficiency through extending the absorption towards the NIR have had limited success, largely due to inefficient charge-transfer to TiO_2 , occasionally due to incompatible redox mediators. Tuneable absorption in the visible wavelength range, along with the flexibility and bifacial nature of DSCs has attracted attention for applications in architectural glass, wearables and agrivoltaics [179]. These characteristics are also favorable for tandem devices [180–182]. Series and parallel DSC–DSC configurations have not yet surpassed the highest efficiencies of SJ DSCs, either because the challenges associated with NIR dyes or finding p-type transparent conductive oxides. Promising results have been shown for tandem PVs assembled with DSCs and silicon, thin-film and quantum dot solar cells. However more attention has been dedicated to the opportunities of ambient light PVs in recent years, due to the emerging IoT market [156].

DSCs have been shown to be very effective in harvesting energy from artificial light sources for low-power electronic devices. For example, battery-free IoT devices capable of machine learning have been powered by DSCs under ambient light conditions [46]. This effectiveness is because the absorption spectrum of the dyes can be closely matched to the emission spectrum of the artificial light source, such as fluorescent tubes, and the quantum efficiency in the visible wavelength range can reach close to unity. The photoelectrochemical properties of DSCs are particularly well suited to ambient light illumination, for example high photovoltages are maintained even under low light. The photovoltage is largely determined by the structure of the redox mediator. This can be tuned to ensure a maximum difference in potential between the redox couple and the TiO_2 conduction band edge while maintaining rapid charge-transfer from the dye to the redox mediator, slow charge transfer back to the TiO_2 and efficient diffusion between the electrodes. Copper-based coordination complexes, such as $[\text{Cu}(\text{tmby})_2]^{2+/1+}$, combine all of these features and have been led to exceptional performance [46, 160]. Likewise, optimizing the structure of the dyes or combinations of dyes (co-sensitizers) has led to remarkable increases in the PCE of DSCs for indoor applications (IPVs, figure 10), which now up to 38% at 1000 lux [183].



As the number of IoT devices rapidly increases (see section 7), there is an urgent need for sustainable and efficient energy sources and management practices in ambient environments. In response, a high-efficiency IPV based on sustainable non-toxic materials was developed, featuring an unprecedented PCE of 38% and 1.0 V open-circuit voltage at 1000 lux (fluorescent lamp). This development utilized a long short-term memory (LSTM) based energy management system with on-device prediction on IoT sensors solely powered by ambient light harvesters [183]. By harvesting ambient light combined with artificial intelligence, fully autonomous self-powered sensor devices can be created for industry, healthcare, homes, and smart cities [183].

8.2. Current and future challenges

DSCs are suitable for powering IoT devices in smart homes, with a maximum power intensity of $>100 \mu\text{W cm}^{-2}$ under indoor conditions, as shown in figure 13. While DSCs have already been shown to be suitable for integration with low-power devices, DSC efficiency under one sun illumination has not improved significantly over the past decade. The maximum feasible efficiency for DSCs under one sun conditions is 23.78% at a bandgap of 1.34 eV, while under indoor light conditions, efficiency ranges from 35%–38% [183]. To improve DSC performance, researchers should focus on reducing voltage loss by optimizing dye and electrolyte structures, increasing the molar extinction coefficients of dyes, and developing environmentally friendly solid-state or quasi-solid state DSCs for indoor applications. By addressing these challenges, we can pave the way for efficient, self-powered wireless devices, benefiting buildings, industries, and households.

Further improvements in the performance of DSCs could support wider implementation of self-powered devices such as wireless IoT systems. The radiative efficiency limit for IPV under 1.5 W m^{-2} (500 lux) from a white light LED lamp is approximately 52% [184], but further research is needed to attain this. For example, the devices need to contain absorber materials with photoresponse spectra matching indoor light and high external quantum efficiency (EQE). This is a challenge for the community due to the diversity of commercial light sources and accompanying fluctuations in illuminance and spectral output (see section 7). There is still significant scope to optimize co-sensitized systems, which combine dyes that collect different portions of the spectrum to better match the artificial light source (such as a dye that absorbs at 550–600 nm could be combined with a dye that absorbs strongly in the blue region). This approach has an added advantage of reducing detrimental charge-carrier recombination. Other requirements include high charge carrier mobility and low trap-aided charge recombination in the charge-transporting materials. Further interfacial engineering via optimization of the dye structure and additives, developing redox mediators with more positive redox potentials, and the development of large-scale solid-state devices with adequate conductivity and pore-filling is also required. Very promising results have been attained using solid-amorphous copper-based redox mediators, but further work is necessary to deliver scalable deposition methods to make these commercially viable [185].

Addressing these challenges requires interdisciplinary collaboration between chemistry, engineering, and computer science. Molecular engineering and novel semiconductor materials can lead to increased dye loading and reduced interfacial electron recombination. Alternative charge carrier materials, solid-state devices, and backside illumination techniques can improve DSC performance and long-term stability. Innovative energy storage solutions, such as supercapacitors or non-conventional storage approaches, enable constant power delivery even without indoor light. Integration of artificial intelligence and machine learning techniques can create efficient energy management systems that adapt to changing conditions and optimize power usage.

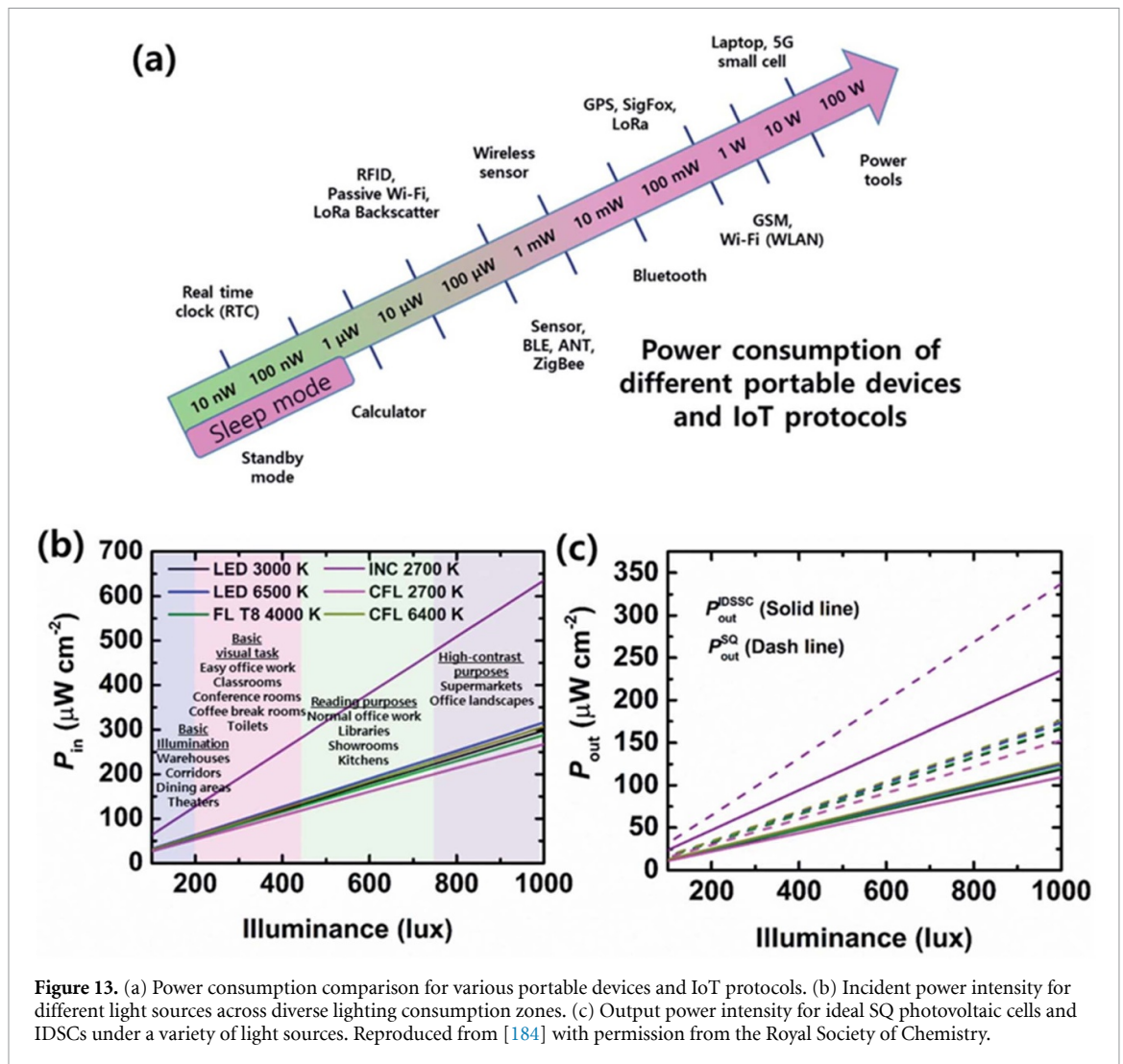


Figure 13. (a) Power consumption comparison for various portable devices and IoT protocols. (b) Incident power intensity for different light sources across diverse lighting consumption zones. (c) Output power intensity for ideal SQ photovoltaic cells and IDSCs under a variety of light sources. Reproduced from [184] with permission from the Royal Society of Chemistry.

8.3. Advances in science and technology to meet challenges

Achieving significant progress in indoor applications of DSCs necessitates interdisciplinary collaboration, encompassing chemistry, materials science, engineering, and computer science. Addressing the limitations in existing DSCs requires the development of new materials, strategies, and device architectures [184, 186]:

- (1) **New sensitizers and co-sensitizers:** designing novel organic and inorganic dyes with extended absorption spectra, high molar extinction coefficients, and better molecular orbital energy alignment with the semiconductor's conduction band will improve energy conversion efficiency. Additionally, the synergistic combination of dyes as co-sensitizers could increase the absorption range, reduce charge recombination, and enhance stability [187]. Chemical engineering skills are required to develop high-throughput approaches to the synthesis of high-performing dyes, which maximize yield, minimize waste and lower the cost are necessary for manufacture on a global scale.
- (2) **Advanced semiconductors:** exploring alternative semiconducting materials with higher conduction band energies and improved surface properties, such as Zn_2SnO_4 , $SrTiO_3$, and $BaTiO_3$, will aid in boosting V_{OC} and reducing electron recombination. Novel synthesis methods and surface treatments can further optimize dye loading and charge transport [188]. Finding a transparent p-type metal oxide, such as copper-based delafossites, with the appropriate properties could unlock the potential for tandem DSCs [189].
- (3) **Solid-state hole transport materials (HTMs):** replacing liquid electrolytes with solid-state HTMs can mitigate issues like leakage, solvent evaporation, and corrosion. Conducting polymers, metal-organic frameworks, and perovskite-based materials offer potential avenues for solid-state HTMs with efficient charge transport, enhanced stability, and reduced recombination losses.

- (4) Innovative device architectures: developing new device structures, such as backside illumination designs and carbon-based composites at counter electrodes, can facilitate solid-state monolithic devices with improved performance and stability.
- (5) Machine learning and data analysis: implementing machine learning algorithms for device optimization and data analysis can lead to the discovery of new materials and strategies, accelerating the development of high-performance DSCs for indoor applications.
- (6) Sustainability: a better understanding of the environmental impacts of DSCs and how to minimize them is necessary. LCA analyses are presently limited, partly due to the early development stage of DSCs [190]. Sustainability and low-toxicity are often cited as a benefit of DSCs, but often with minimal evidence compared to other more established technology.
- (7) Energy management and storage: investigating efficient power converters and energy storage solutions, such as supercapacitors and novel energy storage devices, can ensure constant power delivery to indoor electronics during periods of insufficient lighting [46].

In summary, overcoming current challenges in DSCs for indoor applications demands the development of novel materials, a deeper understanding of dye-charge transport material interactions, and the implementation of solid-state components and device architectures [191]. Coupling these advances with efficient energy management and storage solutions will result in the next generation of DSCs, revolutionizing indoor PVs and powering a wide array of electronic devices [46, 186].

8.4. Concluding remarks

In conclusion, the synergy between DSC and IoT development is crucial for realizing self-sustaining, energy efficient IoT devices. This involves boosting DSC performance by refining dye and electrolyte structures, elevating molar extinction coefficients, and introducing eco-friendly solid-state or quasi-solid-state electrolytes. Concurrently, IoT devices should prioritize energy-efficient designs, adopting low-power wireless communication protocols like Zigbee and LoRaWAN, and implementing adaptive sensing algorithms. Incorporating advanced energy management systems with machine learning and edge computing strategies will optimize power consumption. Moreover, efficient system integration should facilitate seamless integration of DSCs, energy storage components like supercapacitors, and energy-conscious hardware like low-power MCUs. By concentrating on these technical aspects, researchers can usher in a new era of smart, interconnected systems that excel in both indoor and outdoor environments, revolutionizing the IoT domain.

Acknowledgements

M F acknowledges the support by the Royal Society through the University Research Fellowship (No URF\R1\191286), Research Grant 2021 (No. RGS\R1\211321), and EPSRC New Investigator Award (No. EP/V035819/1). E A G thanks the UK Ministry of Defence (MOD) and its Defence Innovation Fund TLB Ideas Scheme: The ViTAL Living Lab (61182036).

9. Space photovoltaics

Jihoo Lim^{1,2}, Craig Underwood³, Dan Lamb⁴, Louise C Hirst^{5,6}, and Jae Sung Yun¹

¹ School of Computer Science and Electronic Engineering, Advanced Technology Institute (ATI), University of Surrey, Guildford GU2 7XH, United Kingdom

² Australian Centre for Advanced Photovoltaics (ACAP), School of Photovoltaic and Renewable Energy Engineering, University of New South Wales, Madingley NSW 2052, Australia

³ Surrey Space Centre, School of Computer Science and Electronic Engineering, University of Surrey, Guildford, Surrey, GU2 7XH, United Kingdom

⁴ Oxide and Chalcogenide Facility, Centre for Integrative Semiconductor Materials, Faculty of Science and Engineering, Swansea, University, Swansea SA1 8EN, United Kingdom

⁵ Department of Physics, University of Cambridge, Cambridge CB3 0HE, United Kingdom

⁶ Department of Materials Science and Metallurgy, University of Cambridge, 27 Charles Babbage Road, Cambridge CB3 0FS, United Kingdom

9.1. Status

Solar cells for space applications have served as a primary source of power for thousands of satellites. For over sixty years, space solar cells have been utilized in spacecraft and satellites starting in 1958, with the launch of the first solar powered satellites Vanguard 1 (March 1958; see figure 14(a) inset) [192] and Sputnik 3 (May 1958) [193] employing SJ silicon solar cells (SSCs) with efficiency around 6%–8% [192]. In the 1960s, the efficiency of such cells was enhanced to 12% and cadmium sulfide (CdS) solar cells were also explored due to their low mass and flexibility. However these cells still suffered from low efficiency and instability [194], thus during the 1970s, SSCs remained the preferred material for PV technology in space [195]. Demand for more powerful satellite payloads led to the development of higher efficiency alternatives, and in recent decades III–V triple junction devices have become the industry standard, powering satellites delivering spaced based services, as well as notable space exploration missions such as the James Webb Space telescope with its record breaking 60 m² panel. A notable exception is the International Space Station (ISS), which has been running on silicon arrays since its first deployment in 1998 and was only recently began adding III–V multijunction arrays. In addition to the powering the satellites, space based solar power (SBSP), first studied seriously in the 1970s by NASA, has re-emerged as a potential solution to the problem of providing terrestrial baseload electrical power from carbon-free energy sources under ‘net zero’ [196]. It involves building large solar arrays in space and transmitting the energy to terrestrial stations via microwaves or lasers. These space arrays offer continuous illumination, making them more efficient than ground-based solar farms. However, the main challenge lies in the enormous size of the space infrastructure required, thus, highest possible specific energy PV cells are ideal for this purpose.

Industry standard III–V multijunction solar cells are fabricated using Metal Organic Vapor Phase Epitaxy (MOVPE), to achieve near pristine single crystal semiconductor layers at the wafer scale. Producing devices with this technique costs $\sim \$40 W_p^{-1}$ [198], exceeding that of a silicon equivalent by two orders of magnitude. Historically, the additional cost of the higher efficiency III–V devices has been small in the context of over mission cost. However, reductions in the cost of launch, down to US\$1400 kg⁻¹ on recent Falcon Heavy demonstrations, over an order of magnitude lower than that of the Space Shuttle missions of the preceding decade, have created renewed interest in potentially viable cheaper power system options using thin film solar cells such as cadmium telluride (CdTe), copper indium gallium diselenide (CIGS), and lead-halide perovskite solar cells (PSCs) for space applications are required to be considered. Apart from their cost, thin film solar cells have the potential to achieve high specific power ($W g^{-1}$) in comparison to MJSCs. Figure 14(b) provides an overview of the efficiency, mass density ($mg cm^{-2}$), and specific power potential of various solar cell technologies, with a focus on approximately 70% SQ limiting efficiency. The chart indicates that multiple junction perovskites, denoted as 2 J or 3 J solar cells, hold promising potential in terms of specific power.

9.2. Current and future challenges

The current industry workhorse technology is a III–V triple solar cell on a germanium substrate (InGaP/InGaAs/Ge). These devices can supply efficiencies in excess of 30% under AM0 illumination (extra-terrestrial spectrum). As an alternative to the 1-sun irradiance system, a recent novel system based on micro- solar concentrators (made from III–V triple-junction micro-cells) was demonstrated, achieving specific powers $>0.11 W_p g^{-1}$ [199, 200]. The efficiency of III–V solar cells is limited by subcell current matching, with relative subcell thicknesses engineered to balance high beginning of life performance with extended on-orbit lifetime following exposure to damaging particle radiation. Key challenges for this technology type are:

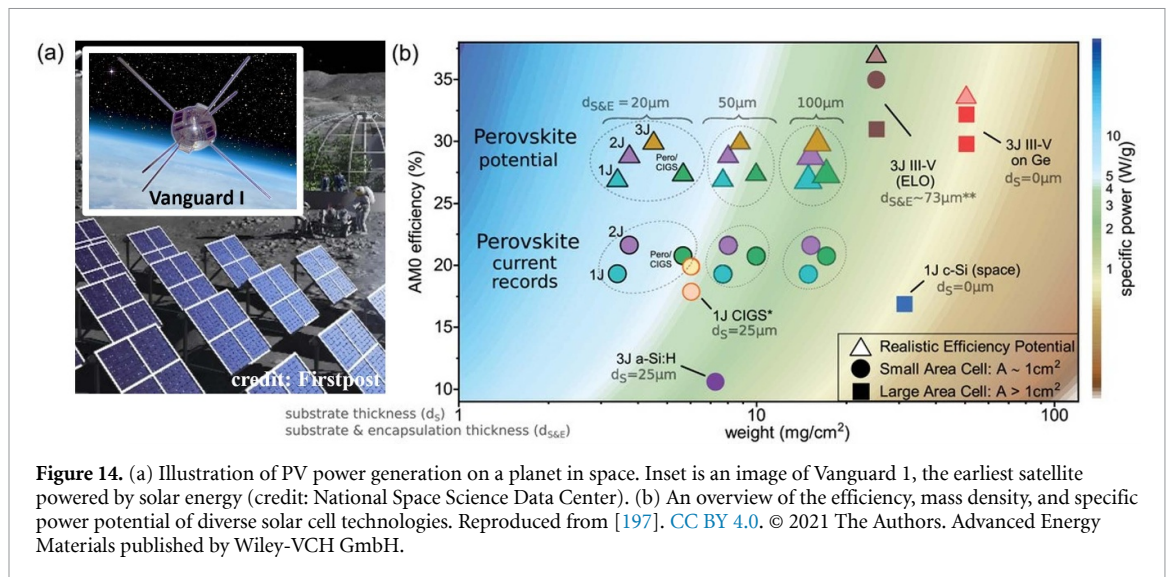


Figure 14. (a) Illustration of PV power generation on a planet in space. Inset is an image of Vanguard I, the earliest satellite powered by solar energy (credit: National Space Science Data Center). (b) An overview of the efficiency, mass density, and specific power potential of diverse solar cell technologies. Reproduced from [197]. CC BY 4.0. © 2021 The Authors. Advanced Energy Materials published by Wiley-VCH GmbH.

- (1) Lowering the cost of manufacture in line with cost of launch reductions to meet demand for large area applications such as SBSP. A recent NREL techno-economic analysis estimates that fabrication costs could be reduced to US\$0.4 W⁻¹ through a number of measures, including industry scale adoption of low cost epitaxy techniques, such as hydride vapor phase epitaxy (HVPE) [198, 201];
- (2) Further increasing the AM0 PCE by increasing the number of junctions employed, through alternative device fabrication approaches such as metamorphic growth, wafer bonding and mechanical stacking of subcells.

Hence, low-cost thin film solar cells have been considered as viable alternatives. CdTe thin film SJ solar cells have been investigated for space applications. Lamb *et al* have published extensively on CdTe deposited on 100 mm thick cover glass and reported the first *I*-*V* data from a low-earth-orbit demonstration experiment [202]. No delamination effects have been observed after 6 years in space. Depositing directly on cover glass has multiple benefits: a bend radius of 50 mm for the CdTe device structure offering stowage volume reduction and supporting role out of new deployment techniques, increased specific power by replacing the conventional substrate with the lightweight radiation-hard cover glass and finally, cost reduction by eliminating the need for both a substrate and cover glass [203]. CdTe has been shown to be up to 2 orders of magnitude more radiation tolerant than the MJSC, which could increase end-of-life efficiency and be crucial for certain mission environments [204].

Recently, there has been a notable rise in interest in using PSCs for space applications due to their exceptional radiation stability and the highest specific power of 29.4 W_p g⁻¹ of all PV technologies [205]. PSCs have demonstrated superior tolerance to electron radiation, and proton radiation. However, perovskite films can be decomposed under ultra-high vacuum conditions with illumination [206]. The requirements for solar cells used in space applications are not only confined to radiation but also include thermal stability, as space solar cells are subjected to severe cyclic temperature fluctuations. Of utmost significance is that PSCs have lower thermal stability if manufactured at less than 150 °C, which is affected by the organic charge transport layers used, in addition to the intrinsic properties of the LHP. Phase transitions can also occur in the perovskite absorber over a wide temperature range. In addition to the materials themselves, the overall stability of a device is significantly influenced by its interfaces. Therefore, it is of utmost importance to address and mitigate any interfacial defects.

Finally, there is increasing interest in concentrator PV (CPV) for space applications based on the ubiquitous III-V technology. CPV utilizes relatively low cost, lightweight reflectors or lenses to focus solar energy onto a then much smaller area of the precious III-V multi-junction PV material. The increased complexity of CPV may be offset by its suitability for applications such as for low-insolation, low-temperature (LILT) deep space missions and SBSP [207, 208]. One emerging CPV technology put forward for these space applications is micro-concentration (micro-CPV). Micro-CPV, not yet adapted for the space environment, uses <1 mm² area triple junction III-V based cells in combination with miniature parabolic mirrors to provide a low mass, high optical efficiency solution [199]. Ruud *et al* have demonstrated a proof-of-concept micro-CPV using an array of 650 μm² triple junction III-V cells, with a concentration factor of 18.4, yielding 25.8% PCE [200]. The authors suggest, for this architecture, a space-based system could exceed 350 W kg⁻¹ specific power and offer a realistic alternative to the conventional deployment of

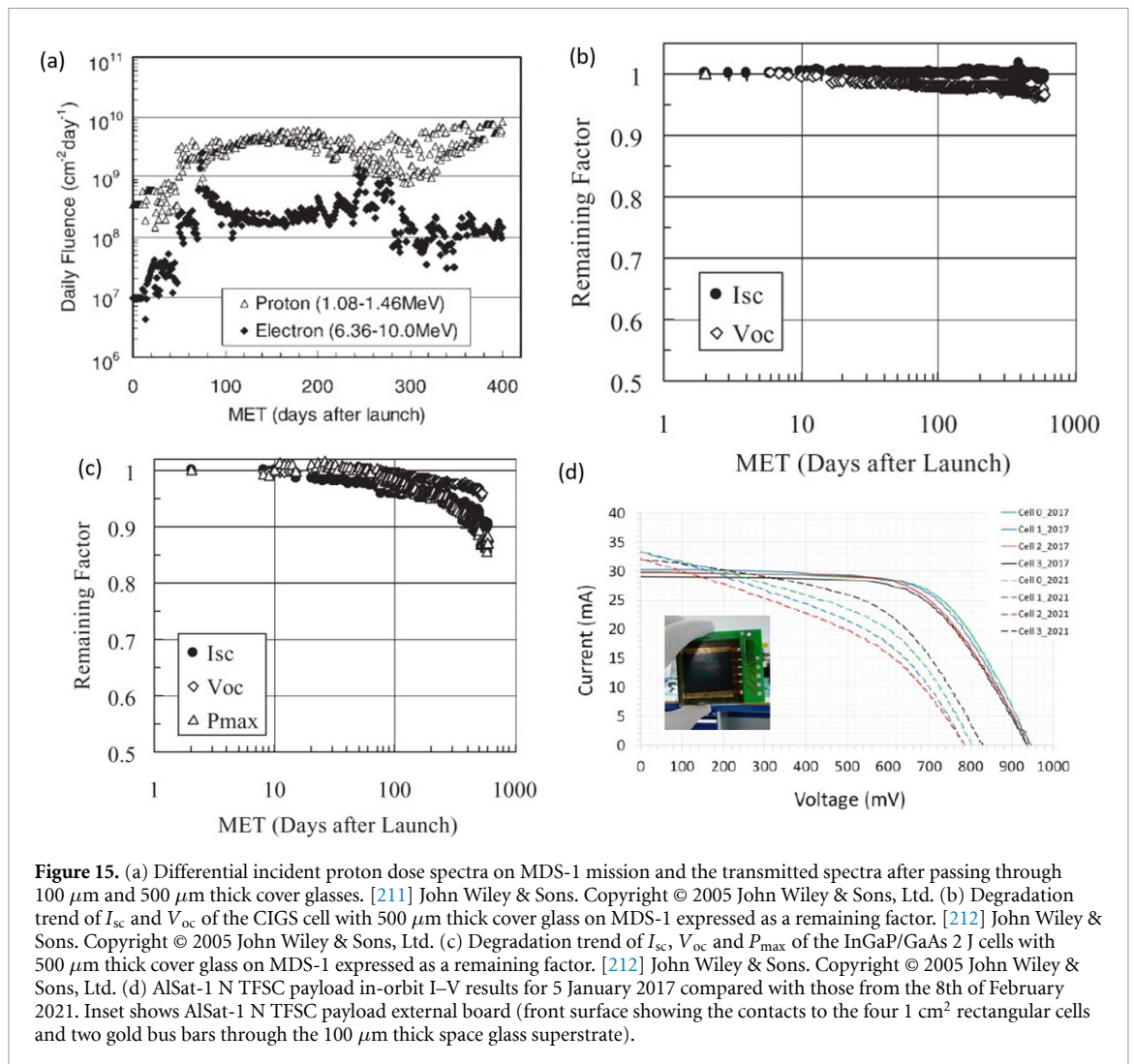


Figure 15. (a) Differential incident proton dose spectra on MDS-1 mission and the transmitted spectra after passing through $100\ \mu\text{m}$ and $500\ \mu\text{m}$ thick cover glasses. [211] John Wiley & Sons. Copyright © 2005 John Wiley & Sons, Ltd. (b) Degradation trend of I_{sc} and V_{oc} of the CIGS cell with $500\ \mu\text{m}$ thick cover glass on MDS-1 expressed as a remaining factor. [212] John Wiley & Sons. Copyright © 2005 John Wiley & Sons, Ltd. (c) Degradation trend of I_{sc} , V_{oc} and P_{max} of the InGaP/GaAs 2 J cells with $500\ \mu\text{m}$ thick cover glass on MDS-1 expressed as a remaining factor. [212] John Wiley & Sons. Copyright © 2005 John Wiley & Sons, Ltd. (d) AlSat-1 N TFSC payload in-orbit I–V results for 5 January 2017 compared with those from the 8th of February 2021. Inset shows AlSat-1 N TFSC payload external board (front surface showing the contacts to the four $1\ \text{cm}^2$ rectangular cells and two gold bus bars through the $100\ \mu\text{m}$ thick space glass superstrate).

multijunction III–V based cells. The primary challenges with any form of CPV is its very narrow acceptor angle, and thus the essential requirement to track the sun, as well as the intrinsically higher operating temperatures of the PVs.

9.3. Advances in science and technology to meet challenges

To evaluate all relevant effects of the environmental parameters simultaneously, it is crucial to comprehensively monitor the performance of different kinds of solar cells under an in-flight test. In the past and present, silicon solar cells have been widely utilized for most space solar applications. However, studies have shown that these cells can degrade due to radiation exposure in a relatively short time [209]. To address this, the use of GaAs/Si solar cells with higher efficiency and specific power was investigated. However, the performance still suffered from radiation damage, as demonstrated in the Engineering Test Satellite (ETS-VI) [210]. CIGS solar cells have shown exceptional radiation tolerance as demonstrated by the MDS-1 Tsubasa satellite, which operated in a geostationary transfer orbit with a severe radiation environment. Nonetheless, there are still some issues that need to be addressed, such as the damage that can occur to the electrical interconnection affected by the harsh space environment, as well as the need for a protective layer to ensure long-term stability. Figure 15(a) shows the daily fluence rate for protons and electrons of the MDA-1 satellite after passing through $100\ \mu\text{m}$ and $500\ \mu\text{m}$ thick cover glasses [211]. During the in-flight test, the CIGS cells with 9.2% efficiency and with $500\ \mu\text{m}$ thick cover glasses showed almost no degradation (figure 15(b)) whereas the 24.5% efficient InGaP/GaAs 2 J cells demonstrated some degradation of over 10% in maximum power (figure 15(c)) [212]. Furthermore, an in-flight-test study of CdTe solar cells on AlSat-1N CubeSat over a period of up to 6 yr indicated no delamination and no deterioration in short circuit current or series resistance [202]. Nevertheless, there was a decrease in shunt resistance, which resulted in a reduced fill factor and open-circuit voltage as shown in figure 15(d). This was ascribed to the diffusion of gold from the back contact into the CdTe layer forming micro-shunts along the grain boundaries—pre-flight proton and

electron irradiation tests showed that the technology was two orders of magnitude more robust to radiation damage than silicon or conventional III–V cells. PSCs have undergone rather limited real space environment tests compared to other PV technologies. There has been a short suborbital rocket flight test (MAPHEUS-8) [213]. The device performance of the PSCs was measured for approximately 6 min, at an altitude of 239 km. While the results indicate that PSCs can be a viable option for space applications, it is still just the initial phase. Further testing and experiments in the context of space are necessary to identify any key limitations. To improve stability, researchers should also investigate alternative materials such as all-inorganic and low-dimensional perovskites.

In addition to powering satellites, SBSP, first studied seriously in the 1970s by NASA, has re-emerged as a potential solution to the problem of providing terrestrial baseload electrical power from carbon-free energy sources under 'net zero' [196]. SBSP involves constructing kilometric-scale solar arrays in space, coupled to a means of transmitting the energy generated to terrestrial receiving stations *via* microwaves or laser, where it is converted back into electrical power, and fed into the national energy grid. The advantage of placing the arrays in orbit, rather than on the ground, is that they can be illuminated permanently, 24 h a day and thus, even given the transmission losses, can be a more effective means of using solar cells to generate terrestrial electricity than building solar farms.

The challenge is due to the vast size of the space infrastructure required: for 2 GW_p delivered to the grid, a typical SBSP satellite would require a microwave antenna 1.6 km in diameter and would have a mass of ~2000 tonnes. The highest possible specific energy PV cells would be required. In this context, solar concentrated thin-film PV cell technologies look very attractive—especially as many of these also exhibit excellent radiation tolerance, and therefore would be expected to have a long operational lifetime in orbit (approaching 100 years). While it sounds like science fiction, a recent study [214] has shown that such stations are practical propositions and should have an LCOE which is significantly less than that of a nuclear plant, and only ~25% more than wind energy.

9.4. Conclusions

There have been significant advances in space solar cells with the development of new materials and designs aimed at enhancing their efficiency, reliability, and performance in space. Multi-junction GaAs based solar cells have demonstrated the best choice for space applications, and perhaps will be further exploited in parallel with concentrator optics that reduce the area of PV material required. However, given the growing demand for space-based services and exploration, it is crucial to develop cheaper, more efficient, and reliable space solar cells to meet the increasing power demands of spacecraft and satellites. Lightweight thin film solar cells, such as CIGS, CdTe, ultrathin GaAs, and halide perovskite solar cells, are emerging as future technologies with high radiation tolerance. In-flight tests of CIGS and CdTe have proven their strong radiation tolerance, but their output power efficiency falls far behind that of multi-junction GaAs-based solar cells. Multijunction perovskite solar cells can be a potential candidate, however, a thorough examination, such as inflight tests, are required.

The development of more efficient and reliable space solar cells is crucial for the success of future space missions, given the increasing demand for space-based services and exploration, and SBSP applications. Advances in solar cell technology can enhance the power capabilities of spacecraft and satellites, allowing for further advancements in space exploration and discovery.

Acknowledgements

D L would like to thank financial support from the European Regional Development Fund (ERDF) for funding the 2nd Solar Photovoltaic Academic Research Consortium (SPARC II). J S Y gratefully acknowledges the support by the National Research Foundation of Korea (NRF) funded by the Ministry of Science and ICT (No. RS-2023-00257494).

10. Agrivoltaics—the next frontier in agriculture

Nicola Gasparini¹, Hamish Beath^{2,3}, James R Durrant^{1,4}, Jenny Nelson^{2,3}, Paloma Ortega-Arriaga^{2,3}, James W Ryan⁵ and Benedict Winchester^{2,3}

¹ Department of Chemistry & Centre for Processable Electronics, Imperial College London, London W12 0BZ, United Kingdom

² Department of Physics & Centre for Processable Electronics, Imperial College London, London W12 0BZ, United Kingdom

³ Grantham Institute—Climate Change and the Environment, Imperial College London, London SW7 2AZ, United Kingdom

⁴ SPECIFIC, Swansea University, Bay Campus, Swansea SA1 8EN, United Kingdom

⁵ Department of Chemistry, Madingley University, Swansea SA2 8PP, United Kingdom

10.1. Status

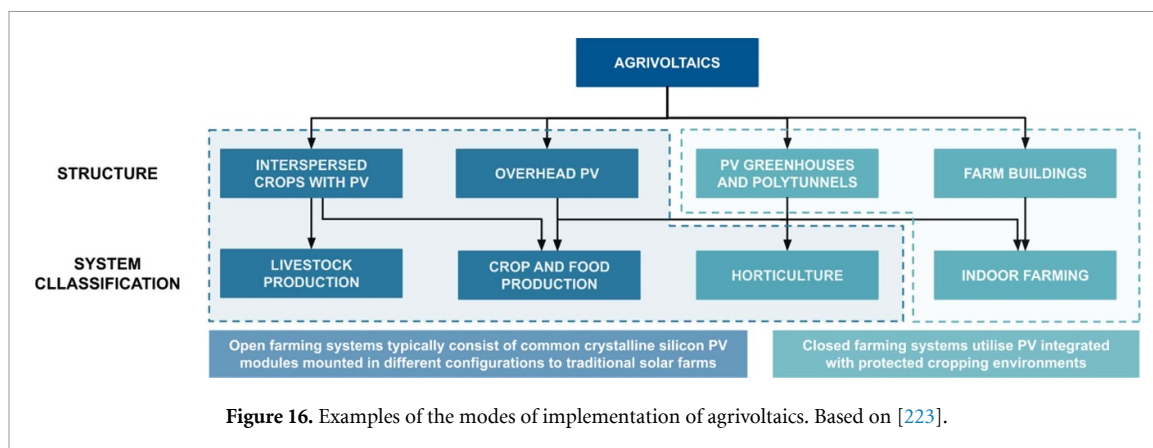
Global demand for energy, food, and water has been increasing alongside population and economic growth, rapid urbanization, and changing diets, putting pressure on land use. PV technologies are crucial for climate change mitigation, but the required deployment of this technology to meet emissions reductions targets needs considerable land resources, especially for large-scale ground-mounted systems. At the same time, agricultural production must increase substantially to guarantee food security to an expected global population of 9.7 billion people by 2050 [215]. Agriculture is the largest consumer of the world's freshwater resources, and more than one-quarter of the world's energy is expended on food production and supply. However, only 38% of the planet's 13 billion hectares of land are available for farming, and expanding agricultural land would require deforestation, which negatively impacts biodiversity and GHG removal [216]. Therefore, solutions that address the competing demands for energy and food are necessary. Pairing PVs with agriculture can more efficiently use additional farmland, potentially reducing land-use conflicts. Hence, agrivoltaics is a promising area for the water-food-energy nexus and is a potential solution to the climate crisis.

Agrivoltaics is one mode of PV integration into the human environment, alongside building-, floating- and vehicle-integrated systems [217, 218]. The types of agrivoltaic systems can be generally classified as PV integrated with crop and food production, PV integrated with livestock production, ecosystem services provision via vegetation management, and solar greenhouses, as depicted in figure 16 [219]. The resulting agrivoltaic systems typically consist of common crystalline silicon PV modules mounted in different configurations to traditional solar farms (greater spacing, raised mounting, different orientations including vertical, which may use bifacial modules) all of which allow more light to pass through the installation (figure 16); emerging approaches may involve new PV technologies that are semi-transparent or flexible, and can be integrated on curved surfaces. Although implementing PVs with crops effectively means reducing the amount of solar radiation that plants receive, this can be beneficial given that plants use only a fraction of the radiation they absorb and some crops perform better under lower intensity (see for example [220]) and that reductions in temperature or in moisture loss due to shading can improve yields. Some of the benefits of agrivoltaics thus include alleviating space constraints for large-scale solar projects, improving agricultural yield by providing shade or reducing moisture loss, increasing crop resilience by providing protection against harsh weather conditions, and raising module power output through decreases in panel temperature [217, 221, 222]. In off-grid contexts, agrivoltaics may help to conserve water, improve crop yield by providing local power for irrigation, offer an additional source of income to farmers from the sale of surplus power, and improve access to electricity for surrounding communities [223, 224].

Previous studies on agrivoltaics have focused on plant cultivation, aquaponics, and livestock production, demonstrating the technical and economic feasibility of agrivoltaic systems in different applications, locations, and climates [225]. In 2021, the global installed capacity of agrivoltaics was approximately 14 gigawatt-peak (GW_p), with agrivoltaics found in almost all regions of the world, but concentrated in Japan, China, France, the United States, and South Korea due to government funding programs in these countries [217, 226]. Despite this, there are challenges to the implementation of agrivoltaics including, but not limited to, a lack of research and understanding on impacts and best practice, cost challenges, regulatory frameworks and social acceptance [217, 219].

10.2. Current and future challenges

Current and future challenges to increased deployment of agrivoltaic systems include alternative PV module types that may allow better integration with some kinds of agriculture, insufficient experience or knowledge of current and future impacts, cost challenges associated with different agrivoltaic types, and additionally, regulatory hurdles.



Although most agrivoltaics systems use mature, c-Si modules, there is growing interest in alternative technologies such as bifacial silicon (or other) modules, semitransparent modules that allow part of the spectrum to pass, modules incorporating partial shading, flexible e.g. CIGS modules that could be incorporated into curved roofs such as polytunnels, and lightweight membrane modules that could be extended over fields with minimal mounting.

Whilst for agrivoltaics that use c-Si panels the PV technology is mature, the designs of the agrivoltaics systems being implemented are in an early stage of maturity [219]. As a result, knowledge and understanding of impacts and best practices are still being developed [227, 228]. Research highlights the considerable uncertainty regarding the impacts on different crops and soil types [221, 229]. Crop-yield changes and crop suitability for agrivoltaic systems also vary depending on climatic zone: in hotter climates, shading from elevated solar panels may help to improve crop yields, but not in cooler climates [217]. Possible challenges associated with agrivoltaics include excess soil moisture or drainage problems, reduced crop yields due to overshading, and reduced lifetimes of solar infrastructure [217, 221]. New research and pilot projects are needed to examine the impacts across different regions to ensure that the benefits of agrivoltaics are maximized and the limitations better characterized [219, 227, 230]. Research should also consider the influence on crops, local environment or PV systems of future climate change, and consider how agrivoltaics can be most resilient to increased extreme weather events, and even how agrivoltaics may be used in planning for adaptation.

An additional set of challenges for agrivoltaics are financial, with the nature of these varying depending on the type of PV technology in use, the agricultural activity, the project size, and the location [228]. For novel PV technologies, such as semi-transparent panels, there is a considerable financial challenge due to their relative nascency when compared to c-Si PVs. Further research and manufacturing scale-up is needed to improve the attractiveness of these technologies in agrivoltaic contexts (see section 10.3 below).

For agrivoltaics utilizing c-Si panels arranged on novel mounting and racking systems to permit the co-location with agriculture, there are higher costs associated with their development, installation, and operation than for conventional installations [231]. During project development, greater costs are incurred due to more complex designs, and a need to coordinate across additional stakeholders compared to conventional solar plants, such as farmers [231]. Installation costs for agrivoltaics are often greater due to increased raw material costs, stronger foundations, and specialist equipment needed to install arrays [219, 231]. For raised agrivoltaics, the biggest differences in cost when compared to conventional ground-mounted PVs are in the substructure (up to five times greater cost) and the surface preparation and installation costs (up to 2.8 times greater cost) [228]. Operation and maintenance costs are frequently higher for agrivoltaics installations due to the need for the use of specialist equipment and approaches [219]. These cost premiums act as a potential impediment to future deployment of agrivoltaics. Increased deployment and dissemination of best practice, and the creation of open-source, adaptable racking and mounting, will help to bring costs closer to conventional ground-mounted PVs [230, 231].

The final set of challenges to further deployment are regulatory in nature. There may be land classification or zoning restrictions on the deployment of conventional ground-mounted PVs [225]. Planning regulations designed for conventional ground-mounted PVs may not accommodate the permitting of agrivoltaic plants with novel designs such as raised or moveable panels. Local and national policies that accommodate the permitting of agrivoltaic plants and dual use of land provides an enabling environment for projects [232]. Without legal frameworks to accommodate the dual-use of PVs with crops, agrivoltaics may be restricted to the same land classifications as conventional ground-mounted PVs, and would therefore be prevented, or severely limited, in their deployment [217]. Additionally, consideration for subsidy payments is

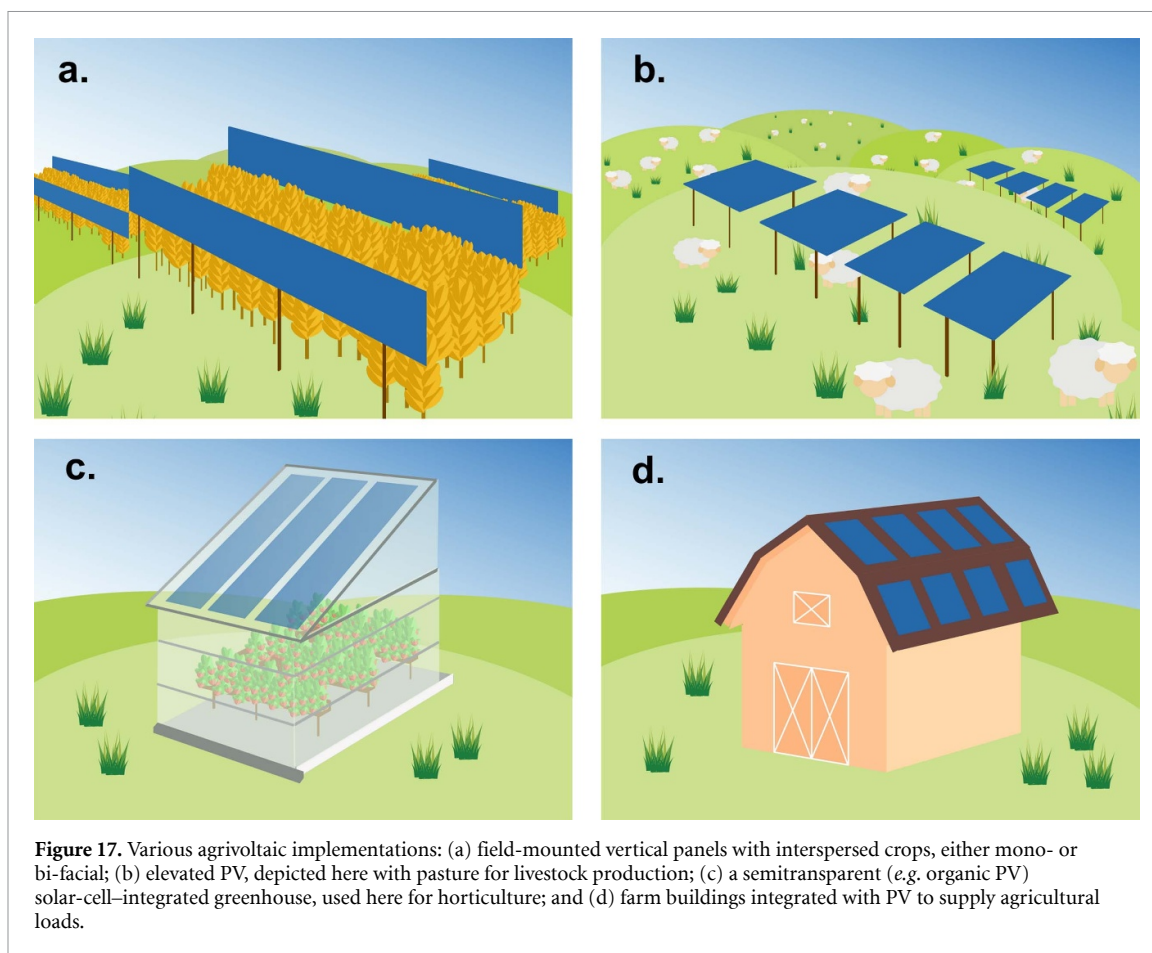


Figure 17. Various agrivoltaic implementations: (a) field-mounted vertical panels with interspersed crops, either mono- or bi-facial; (b) elevated PV, depicted here with pasture for livestock production; (c) a semitransparent (e.g. organic PV) solar-cell-integrated greenhouse, used here for horticulture; and (d) farm buildings integrated with PV to supply agricultural loads.

needed. In the instance that subsidies exist for farmers (e.g. EU Common Agricultural Policy) and there is no provision for dual land use, farmers may be prevented from receiving subsidy payments, making agrivoltaics unattractive for farmers [227].

10.3. Advances in science and technology to meet challenges

Most barriers to the wider adoption of agrivoltaics are around the implementation of existing technologies, whether in the uncertainties surrounding the best implementations to synergistically co-locate crops with PV panels, or whether political and legislative in nature. However, there remain some technical challenges which, if overcome, could increase the attractiveness of agrivoltaics: PV technologies with greater module transparency; improvements to, or investigations around, crop use and selection, including modeling of whole agrivoltaic energy systems, as well as investigations into the long-term impact on the land and local ecosystems.

As discussed in section 2.1, c-Si solar cells dominate the PV market globally. Agrivoltaic installations that utilize silicon modules generate patches of deep shade with adverse effects on yield for some crops [230]. Semi-transparent panels, such as spectrally-tunable organic solar cells, could allow light in the photosynthetically active region of the spectrum (400–700 nm) to pass through to the crops below whilst capturing lower energy infrared photons and converting them to electricity. Systems using such spectral-sharing PV modules may have potential to improve crop performance whilst generating power. Organic solar cells (section 6 of this Roadmap) and DSCs (section 8 of this Roadmap), provide alternative solutions which may allow more light through for plant growth whilst avoiding toxic compounds. Their lower module efficiency and higher current cost compared to silicon-based PV, however, present a barrier to uptake [230, 233].

For silicon-based agrivoltaics, further work is needed on the performance trade-offs of transparent-backed silicon cells and greater gaps between cells [234]. Modeling is needed to assess the performance of technological solutions, both at a device level, and at a system level, considering, not only the performance of the energy system, but also the impact on the productivity of the agricultural solution. More investigations around novel solutions are hence needed to produce commercially viable technologies.

Agrivoltaics at its core aims to split the solar spectrum, either by amplitude (through partial-shading solutions such as interspaced vertical or overhead PV panels, shown in figures 17(a) and (b) respectively) or

by wavelength (e.g. semi-transparent cells in PV greenhouses—shown in figure 17(c)—or semitransparent windows). Broader definitions of agrivoltaics extend to including solar panels integrated with farm buildings, shown in figure 17(d), which can be used for either indoor farming or other agricultural activities. Further investigation is needed to understand the impact of both altering and reducing the solar spectrum incident on crops in semitransparent agrivoltaic systems. Biomass reductions have been reported in protected (closed) agrivoltaic setups, similar to that shown in figure 17 [235], with reductions in both root and above-ground biomass varying significantly depending on the choice of solar technology [236, 237]. An optimized synergistic utilization of the solar spectrum has the potential to improve the water uptake and CO₂-absorption capacity of plants compared with conventional PVs [221, 238], whilst inefficient use can increase water demands and reduce CO₂-capture potential. Thus, solutions which better utilize those parts of the solar spectrum which are not harnessed fully by plants need further technological investigation.

As discussed, as well as the need for a more thorough investigation into which plants are most suited to agrivoltaic installations [221], there exists scope to develop plants which are more capable of effectively utilizing shade, either by selective breeding or through genetic engineering. In this way, the heavy-shading conditions effected by c-Si PV panels can be better suited for use in agrivoltaic installations [234].

Further investigation is needed into the use of building-integrated agrivoltaics for not only crop growth, but also other parts of the agricultural sector. Commercial algal and bacterial production is a market where there exists scope to utilize part of the solar spectrum for PV energy production and part for commercial plant growth [239]. The drying and dehydrating of agricultural products further down the value chain also presents an opportunity where novel technological solutions utilizing semi-transparent agrivoltaics can present synergistic commercial benefits [240].

10.4. Concluding remarks

Agrivoltaic systems of different types have great potential for more efficient land and water use, and for more sustainable energy and food supplies. However, not enough is known about which crops and solar technologies to employ and how systems should best be installed to maximize their benefits such as potential synergistic crop yield improvements. Work to address these knowledge gaps is needed to increase the installed capacity of agrivoltaics. Additionally, research to improve the efficiency, longevity, and cost profile of novel PV technologies, such as semi-transparent panels, could significantly broaden the range of viable agrivoltaic applications. Legislative frameworks must also be adapted to accommodate the dual- use of land. If these barriers can be overcome, agrivoltaics can play an important role in the transition to more sustainable food and energy systems.

Acknowledgements

Authors, apart from first author, arranged alphabetically by surname. H B, B W and J N acknowledge funding from EPSRC (No. EP/X52556X/1). J N acknowledges The European Research Council (No. 742708 (CAPACITY)) and thanks the Royal Society for the award of a Research Professorship. N G, J D, J R and J N acknowledge funding from EPSRC, UK (No. EP/T028513/1 (ATIP)). B W acknowledges funding received from NERC, UK (No. NE/2451429). P O thanks the Mexican National Council for Science and Technology (CONACYT) and the Mexican Ministry of Energy (SENER).

11. Characterization techniques and standards for photovoltaic materials and device development

George Koutsourakis¹, James C Blakesley¹, Stuart A Boden², Fernando A Castro¹ and Jeff Kettle³

¹ National Physical Laboratory, Hampton Rd, Teddington, United Kingdom

² School of Electronics and Computer Science, University of Southampton, Southampton, United Kingdom

³ James Watt School of Engineering, University of Glasgow, Glasgow, United Kingdom

11.1. Current status

The continuous progress in PV materials and devices is based on different iterative development steps: discovery and refinement of materials; optimization of fabrication and upscaling methods; development of reliable and trustworthy PV devices along with measurement methods for validation of their performance. Characterization and measurement techniques play an important role in all of the above. To accelerate innovation and facilitate technology uptake, it is critical that measurements provide accurate, robust and reproducible results. However, different PV materials and structures create different needs, requiring matching innovations in characterization techniques. Research in measurement and validation of methods leads to best practice, better reproducibility in research, and provides the technical basis upon which international standards can be established to support industrialization and world trade. The process for developing new standards is illustrated in figure 18.

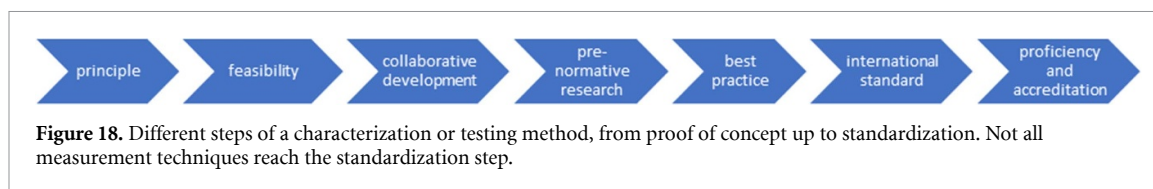
The International Electrotechnical Commission (IEC) publishes international standards for all electrical, electronic and related technologies, which address product development, performance, compatibility and environmental safety. Standardization activities have played a major role in providing quality control in the PV industry, from the IEC 60904 series, which underpins the standardized power rating of PV products, to the IEC 61215 series which has built confidence in the reliability of products. Such standards are constantly revised, and new standards or relevant documents (technical specifications and reports) are created to accommodate for advances in specific PV technologies and serve new technologies. A large part of this progress is based on continuous improvements in characterization techniques, and the development of new measurement methods for PV materials and devices.

Imaging and spatial characterization techniques contribute towards improving performance and stability, quality control and tackling upscaling challenges throughout the development steps of PV technologies. Electroluminescence (EL) imaging is now an established technique for PV modules, which is widely used for PVs field condition monitoring [241], as is large area PL imaging [242]. Current mapping methods for solar cells have been improving as well, now providing megapixel resolution at realistic measurement speeds [243, 244]. All the above techniques have been vital to support the deployment of PV products in the field, supplement and provide additionality to standardized tests, and have shown that they will continue to do so with future PV technologies [245]. Therefore, the development of best practice guidelines, harmonized measurement protocols and standards is crucial to ensure reproducibility of results.

Materials characterization techniques, from Raman and PL spectroscopy to X-ray based methods, are increasingly used at the nano- and micro-scale to support development of new and emerging materials. Atomic force microscopy (AFM) and its different modes have provided insights into perovskite PV materials in recent years, towards investigating charge dynamics and hysteresis effects [246] or improving stability [247]. Scanning electron microscopy (SEM), transmission electron microscopy (TEM) and related methods (Electron-beam-induced current (EBIC), Cathodoluminescence) are paramount for studies and development of new PV materials and film structures, but it is critical to first determine the measurement conditions to avoid beam damage [248]. In addition, nano and microscale characterization techniques also play a crucial role in providing the necessary background information for the revision or development of new reliability standards [249].

11.2. Current and future challenges

With PV installations exceeding 1 TW_p scale in 2022, there is a need to devise strategies to continuously improve the operational lifetime of PV systems, and thus, to reduce the electricity cost and the burden of the industry on global material resources. The latest IEC 61215-1:2021 and IEC 61215-2:2021 documents describe the test requirements and procedures for the design qualification of PV products for long-term operation in the field. Although such tests are necessary and provide confidence in the PV products' quality, it is difficult to stimulate the specific failure modes that will occur in the varying international climatic conditions in the field. In addition, such pass/fail tests provide limited insights into the failure factors of different technologies, while new technologies will have their own failure mechanisms which might not be stimulated through current qualification tests. The so-called agnostic stress tests use combined accelerated and sequential testing and could be a solution to trigger failure modes that are observed in the field, but not



during qualification tests [250]. Capabilities for multi-method *in-situ* characterization during accelerated tests could provide insights into the origin and mechanisms behinds failures, supporting R&D and accelerating innovation [251].

Applying specifically designed accelerated stress tests is an ideal way of looking into specific failure mechanisms of new PV technologies such as perovskite or organic PV devices. Such tests can also evaluate different encapsulation schemes and materials. Nevertheless, consistency in reporting the test procedures and resulting data is necessary across the scientific community when publishing results. Consensus regarding the ISOS protocols, originally designed for organic PVs, has been extended to perovskite PV testing [99], and provide good guidance that should be followed when publishing results. Such requirements should be safeguarded by the scientific community in this area, including reviewers and editors of publishing journals in this field.

While the IEC 60904 series underpins $I-V$ testing for PV devices, new PV technologies create additional complexities and ambiguity when acquiring $I-V$ curves at standard test conditions (STCs). In the case of bifacial PV devices, where the recent technical specification IEC TS 60904-1-2:2019 defined testing procedures for bifacial modules, there are still challenges when measuring individual cells, some of which the latest IEC TS 63202-3:2023 has tried to overcome for standard crystalline silicon cells, but does not yet accommodate for semi-transparent devices, non-silicon technologies or tandem devices. In these latter cases appropriate measurement protocols or guidelines are not fully set, making commercialization and market penetration of such products difficult.

Another challenge is the power rating of highly metastable PV devices such as perovskite solar cells (figure 19). Metastable devices often require a long time (seconds to hours) under constant illumination and voltage to reach steady state, while it is not always straightforward to distinguish metastable behavior from unstable (irreversible) behavior. Although several methods have been reported recently that allow acquisition of a stable maximum power (P_{\max}) value, there has been no consensus on a standardized method for power rating of metastable devices, with the IEC TR 63228:2019 document being an advisory aid towards such measurements. This also creates challenges in outdoor monitoring of metastable devices, especially regarding appropriate maximum power point tracking. Measurements of spectral responsivity, required for spectral mismatch corrections, also suffer from similar issues when measuring metastable devices.

With emerging PV technologies such as LHP or quantum dots solar cells relying on material engineering and investigations in the nanoscale, a simultaneous and continuous improvement in nanoscale characterization methods is also necessary. For new materials and early-stage nano-scale structures development, high precision techniques realized under vacuum or inert atmospheres are necessary for repeatability and reproducibility of measurements, in order to produce useful and meaningful results. Facilities for nanoscale characterization at controlled environments (controlled oxygen, moisture, heat and illumination) will play a key part in decoupling the different factors that contribute to material degradation during initial studies, before moving to the scale up and commercialization phase.

11.3. Advances in science and technology to meet challenges

Non-destructive characterization techniques for manufacturing and scale up are invaluable tools in understanding losses when scaling up PV technologies, from small cells to mini-modules and eventually to large commercial PV products. The field of PV characterization can benefit from recent advances in imaging technology, such as the increase in resolution and spectral range (Short-wave Infrared imaging) of cameras, camera based hyperspectral imaging developments [253], applications of machine learning methods [254] and digital light processing capabilities [255]. Combined with appropriate advances in modeling, such advances will aid towards the development of robust quantitative rather than qualitative imaging methods, which can also be used for contactless inline measurements [256]. Multimodal characterization is also important for linking together different properties (e.g. structure and luminescence) under realistic operating conditions.

Collaborations and data sharing will be key to the advancement of PV material and device technologies, especially regarding stress tests and characterization of new materials, device architectures and encapsulation schemes. An example of such an activity is the perovskite database [257], an open-access database for

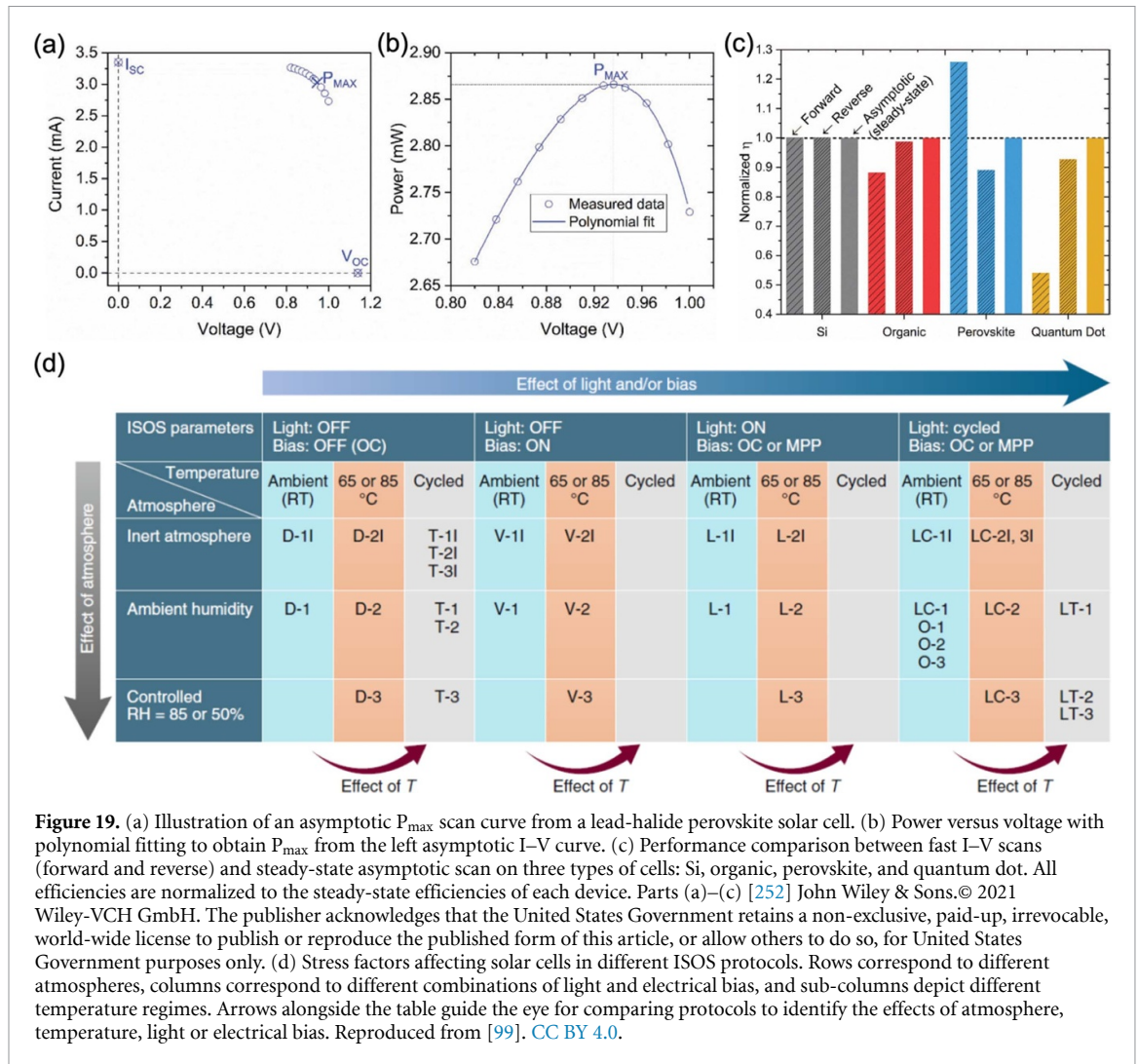


Figure 19. (a) Illustration of an asymptotic P_{\max} scan curve from a lead-halide perovskite solar cell. (b) Power versus voltage with polynomial fitting to obtain P_{\max} from the left asymptotic I-V curve. (c) Performance comparison between fast I-V scans (forward and reverse) and steady-state asymptotic scan on three types of cells: Si, organic, perovskite, and quantum dot. All efficiencies are normalized to the steady-state efficiencies of each device. Parts (a)–(c) [252] John Wiley & Sons. © 2021 Wiley-VCH GmbH. The publisher acknowledges that the United States Government retains a non-exclusive, paid-up, irrevocable, world-wide license to publish or reproduce the published form of this article, or allow others to do so, for United States Government purposes only. (d) Stress factors affecting solar cells in different ISOS protocols. Rows correspond to different atmospheres, columns correspond to different combinations of light and electrical bias, and sub-columns depict different temperature regimes. Arrows alongside the table guide the eye for comparing protocols to identify the effects of atmosphere, temperature, light or electrical bias. Reproduced from [99]. CC BY 4.0.

perovskite solar cell device data, populated with data for devices described in peer-reviewed literature. Such activities can help reduce duplicate research, allow faster dissemination of recent work, while with enough data machine learning methods can be utilized to accelerate future development. In parallel, it is crucial to ensure the quality of the data based on aspects such as reproducibility and uncertainty of the methods used, to ensure the results are not biased towards incorrect solutions or misleading conclusions.

Similarly, international intercomparison activities are always necessary, to validate new methods, to evaluate recent standardized methods [258], or investigate required revisions of protocols and standards for new technologies [259]. In parallel, development and availability of facilities for outdoor testing and monitoring of emerging PV devices will be important in providing the necessary data towards development of energy yield models, also connecting outdoor performance and failure mechanisms observed outdoors with the development of suitable power rating evaluation and specific stress tests in the lab.

An important aspect necessary for any technological advancement is the availability of skilled scientists and engineers to move forward the advancements in PV metrology and characterization. From the nanoscale up to PV systems level, most characterization methods require specific technical expertise, which means that skills, training and knowledge transfer will play a pivotal role in future PV metrology development.

11.4. Concluding remarks

Characterization methods and testing standards underpin PV technology development, from the discovery of new materials up to the deployment of PV systems in the field. Best practice documents, harmonized protocols or standards where applicable, ensure the uptake of high quality measurements, especially when all information of interest is logged when publishing results. Material innovation in PV technology is complex also due to interactions within a PV module, where the advantage of one material may be outweighed by its interaction with another component. New applications of PV technologies including indoor PVs, vehicle

integrated PVs, high altitude and new space applications, will be creating new measurement challenges in the near future.

Research in PV materials can be accelerated by establishing multi-user accessible facilities for collaborative studies such as material and device degradation testing, outdoor testing and monitoring of PV devices or high cost nanoscale facilities. Such concepts will also allow the realization of intercomparisons between researchers, which can help validate measurement results and develop new measurement protocols or standards. Better dissemination and access to best practice or standards documents is also crucial, since in many cases standards documents or best practice guides exist for specific measurements, but are not followed by the PV community, in most cases due to lack of awareness.

Acknowledgements

G K, J C B and F A C acknowledge funding from the Department for Science Innovation and Technology through the National Measurement System (NMS) programme. J K acknowledges the support of the EPSRC through EP/W018632/1 and EP/W019248/1.

12. Computational materials discovery and design for photovoltaics

Alex M Ganose¹, Marina R Filip², Jarvist M Frost¹, Pooja Goddard³, M Saiful Islam⁴, Keith P McKenna⁵, David O Scanlon^{6,7}, Aron Walsh⁸ and Lucy D Whalley⁹

¹ Department of Chemistry, Imperial College London, 80 Wood Lane, London W12 0BZ, United Kingdom

² Department of Physics, University of Oxford, Clarendon Laboratory, Parks Road, Oxford OX1 3PU, United Kingdom

³ School of Science, Loughborough University, Loughborough LE11 3TU, United Kingdom

⁴ Department of Materials, University of Oxford, Oxford OX1 3PH, United Kingdom

⁵ School of Physics, Engineering and Technology, University of York, Heslington, York YO10 5DD, United Kingdom

⁶ Department of Chemistry, University College London, 20 Gordon Street, London, United Kingdom

⁷ Thomas Young Centre, University College London, Gower St, London, United Kingdom

⁸ Department of Materials, Imperial College London, London SW7 2AZ, United Kingdom

⁹ Department of Maths, Physics and Electrical Engineering, Northumbria University, Ellison Place, Newcastle Upon Tyne NE1 8ST, United Kingdom

12.1. Status

Theory and computation have long played a vital role in the design and optimization of PV materials and devices. In the 1950s, models of trap-assisted recombination provided insight into the origins of voltage losses in semiconductors [260]. The 1960s saw Green's functions approaches applied to identify the microscopic origin of defect traps in silicon [261]. The first computational screening of emerging absorbers GaAs, CdTe, and ZnSiAs₂ based on their optoelectronic properties and minority carrier lifetimes was performed in 1979 [262]. Today, computational modeling is used at every scale of PV research and development, from nanoscale high-throughput materials discovery [263], micron-scale ionic-diffusion modeling [264], to production line diagnosis of cell imperfections using deep machine learning (figure 20) [265].

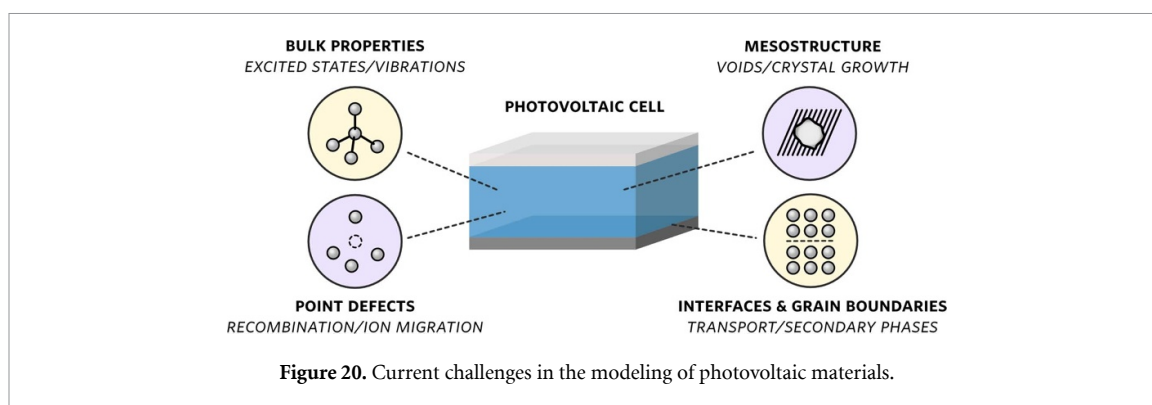
Much of the success of modeling comes from the insight gained into the microscopic processes that underpin the properties of PV materials and that control charge-carrier generation, transport, and collection. Heterojunction interfaces pose a challenge for conventional experimental characterization. Computation has filled the gap with insights into interfacial phase formation, energy barriers to electron transport, ion migration, and degradation mechanisms, enabling reduced contact losses and optimized device architectures. For example, the record 22.1% efficiencies of CdTe cells were enabled by theoretical insights into the band alignment of CdS and MgZnO buffer layers [266]. Similarly, recent advances in first principles defect modeling now allow the quantitative prediction of charge-carrier capture cross-sections and recombination rates [267]. This knowledge has informed the identification of ideal growth conditions and passivation strategies to minimize deep trap formation and resulting voltage losses [268].

The wide design space of diversified PV technologies (including outdoor, indoor, and multijunction PVs) is well suited to computational materials discovery. Computational materials databases have facilitated the extensive screening of known inorganic compounds as novel PV absorbers. The full compositional spaces of entire materials classes (including metal halide perovskites [269], double perovskites [270], and chalcopyrites [271]) has been explored using simple performance metrics (band gap, effective masses, optical absorption). Similar high-throughput searches have been applied to organic PVs. The Harvard Clean Energy Project screened over 2.3 million donor materials using density functional theory [272], while more recently, Lopez *et al* evaluated a library of 51000 NFAs through theoretical predictions of device efficiency [273]. However, it is difficult to point to a new PV technology that has been found by these computational sifts, rather than by empirical exploration. The existence of these large open databases of calculations is of incredible utility for machine-learning approaches.

PV technologies require more than an active absorber layer. Materials discovery for transparent conductors is one active area, with computation enabling improved dopants in existing technologies for higher conductivity and increased transparency [274], the realization of new *n*-type oxides [274] and *p*-type TaIrGe [275], and the widescale screening of known materials using diverse design criteria, including forbidden optical transitions [276] and hole transport metrics [277]. Similar methods have been applied to search for new back contacts, with recent work identifying five candidate materials for CdTe cells based on band alignments and dopability [278].

12.2. Current and future challenges

Theory and simulation can provide diagnostic insights into the limiting factors of current materials and identify new materials worthy of further study. A critical issue for computational materials discovery is that



the most accessible design metrics (such as band gap and optical absorption), which are direct quantum observables of an idealized crystal or molecule, are not sufficient to guarantee high device performance. An operating PV device relies on a careful balance of phenomenological device physics properties (such as charge-carrier transport and recombination), and only produces power when it is out of equilibrium. To start to understand this device physics, atomistic modeling must consider defects, ion transport, secondary phases, interfaces, and finite temperature (figure 20). This is exemplified by $\text{Cu}_2\text{ZnSnS}_4$ which, despite its ideal band gap of 1.5 eV, suffers from deep recombination centers [279] and only recently achieved efficiencies of 13.0% (well below its maximum theoretical efficiency greater than 30%) in the form of the double solid-solution $(\text{Cu,Ag})_2\text{ZnSn}(\text{S,Se})_4$ [280].

Screening the defects of many materials is challenging due to the considerable computational expense. Dahliah *et al* considered 7000 copper-based materials as defect-tolerant absorbers, accounting for trap-assisted recombination through an automated configuration-coordinate workflow [281]. This work identified eight novel materials with high predicted carrier lifetimes, highlighting the promise of the approach in future searches.

Calculating quantum-mechanical properties that go beyond the Born-Oppenheimer approximation, such as charge-carrier transport and optical absorption, is a long-standing challenge in solid-state physics and is critical for the understanding of PV performance under realistic operating conditions. Recent advances in modeling electron-phonon interactions mean it is now possible to simulate carrier mobilities, indirect optical transitions, and the role of ionic vibrations in electron-hole interactions, albeit at significant computational cost. While simplified models of phonon-assisted absorption have been used to screen indirect gap semiconductors for use as thin-film absorbers [282], deploying these techniques as part of a standard evaluation procedure is still a major challenge.

Another challenge the field faces is modeling microstructure. Identifying and simulating all possible grain boundaries in a material is not practical and typically only a subset is chosen as part of a statistical ensemble. However, a small fraction of grain boundaries can be responsible for limiting device performance and thus there is a need for a greater understanding of structure-property relationships to identify relevant key features and to enable their passivation. Furthermore, while computational methods can now predict thermodynamic phase preference with high accuracy, progress in understanding the impact of crystal kinetics has been slow. *Ab initio* molecular dynamics is a valuable tool to probe secondary phase and intergrowth formation, but the time and length scales involved are often prohibitive. The microstructure of films is also highly sensitive to the deposition method, and subtle experimental conditions. Classical molecular dynamics have revealed the origins of void formation in sputtered CdTe films and identified mitigation strategies [283]. Such approaches have proved powerful when combined with experimental observations but cannot yet predict optimized synthesis routes *a priori*.

Expanding the search for novel PVs to new chemistries and structures is both a challenge and an opportunity. To date, almost all computational materials discovery attempts have involved screening databases of known inorganic phases (or elemental substitutions of known phases). It is likely that there are many undiscovered materials with properties suitable for PVs that warrant investigation. One route to realizing new phases is through crystal structure prediction. Such methods enable technoeconomic factors to be considered by restricting the search to designer compositions with earth-abundant and non-toxic elements. This approach has recently been applied to discover a new candidate absorber CuBiI_4 [284].

12.3. Advances in computational methodology to meet challenges

Progress in the computational modeling of PVs has been driven by various factors, including theoretical method development; the implementation of these methods in new software packages; and increased

computational resources. To achieve greater predictive accuracy across more diverse structure types, there is a need for fundamental method development that tackles higher-order phenomena. At realistic operating conditions, defects are mobile and coupled to other processes such as light, heat, and internal electric fields. Recent calculations have highlighted the diverse behavior of trap levels at finite temperatures due to the competing effects of volume-mediated free-energy corrections and band gap renormalization [285]. While these methods can now be applied to simple cubic semiconductors, the systematic screening of mechanically soft or low-dimensional absorbers will require new theoretical advances.

The complexity of processes in PV materials demands sophisticated treatment that is too computationally costly to apply across large numbers of materials. The advent of large computational datasets has enabled the use of machine-learning approaches to accelerate materials discovery. Machine-learned interatomic potentials can predict energies and atomic forces with accuracy comparable to first principles methods but with several orders of magnitude less computational expense, and without the investment of expert researcher time in deriving empirical potentials. As such, these methods can simulate much larger systems than is possible with *ab initio* approaches, while still being part of an automated workflow. For example, they have been used to investigate long-range intermolecular correlations in hybrid lead halide perovskites revealing impacts on halide migration [286]. Liu *et al* modeled grain boundaries in CsPbBr₃, revealing spontaneous gliding and formation of mid-gap states [287]. Furthermore, graph networks have been applied to predict the formation energies of point defects in semiconductors [288]. However, at present, the relatively large errors around 0.3 eV remain unsuitable for quantitative predictions. A further outstanding challenge is the inclusion of charge transport and redox processes in machine-learned approaches.

An emerging opportunity is the use of generative models for crystal structure prediction. Generative approaches based on machine learning offer several advantages over traditional structure prediction including the ability to drive predictions towards regions of phase space with tailored properties (e.g. band gap and effective masses). While these methods are still in their infancy and have not yet been applied to the prediction of novel PVs, successes in generative molecular design for drug discovery highlight their potential.

Computational studies rely on suitable infrastructure on which to perform calculations. Indeed, the development of computational materials science has been assisted by the sustained strategic investment in academic supercomputing facilities. Likewise, research software engineers are required to implement and maintain research codes that run on increasingly diverse platforms (GPU acceleration, etc.) and massively parallel computers. The continued and diverse investment in exascale high-performance computing centers and communities of practice is essential to enable the field to progress towards the simulation of PV devices under realistic operating conditions. Longer-term investment in quantum computing platforms and algorithms should also be prioritized due to their potential to obtain insights beyond classical computers.

12.4. Concluding remarks

The continued development of computational methods to predict the properties of materials properties from the quantum mechanical equations and the unprecedented access to high-performance computing clusters have empowered researchers to achieve ever more reliable insights into PV materials and devices. The adoption of machine learning approaches can accelerate the field further by facilitating the study of more realistic systems and the discovery of completely novel materials. By integrating quantum-mechanical observables into multiscale modeling of devices, computation will edge closer towards truly quantitative predictions of device performance.

Acknowledgements

A M G was supported by an EPSRC Fellowship (No. EP/T033231/1). J M F is supported by a Royal Society University Research Fellowship (No. URF-R1-191292). M R F acknowledges funding from EPSRC (Nos. EP/V010840/1, EP/X038777/1). We acknowledge the support of the ARCHER2 UK National Supercomputing Service (www.archer2.ac.uk) via our membership of the UK's HEC Materials Chemistry Consortium, funded by EPSRC (No. EP/L000202).

13. Other important factors—sustainability and solar fuel synthesis

13.1. Perspectives on the sustainability of photovoltaic systems

Jenny Baker^{1,2}, Ruy S Bonilla³ and Pascal Kaienburg⁴

¹ Faculty of Science and Engineering, Swansea University, Swansea, United Kingdom

² Department of Mechanical Engineering, University of Bath, Bath BA2 7AY, United Kingdom

³ Department of Materials, University of Oxford, Oxford OX1 3PH, United Kingdom

⁴ Clarendon Laboratory, Department of Physics, University of Oxford, Oxford OX1 3PU, United Kingdom

In addition to the technology-specific challenges discussed in this roadmap, we must also consider PVs as a system, and evaluate their environmental sustainability over their entire life cycle. In this section, we offer perspectives on this aspect.

Environmental impact assessments for PVs can cover many impact factors and the effects will vary significantly depending on the location of manufacturing and the climate in which the PVs are installed [289]. The climate change impact can be expressed in two ways. The first is $\text{CO}_{2\text{eq}} \text{ kWp}^{-1}$, representing the amount of $\text{CO}_{2\text{eq}}$ released during the production of PV panels which will produce 1 kWp of power under STCs. This allows PV panels to be compared and is independent of lifetime and installation conditions. The second is $\text{CO}_{2\text{eq}} \text{ kWh}^{-1}$, representing the amount of $\text{CO}_{2\text{eq}}$ released per kWh of energy generated and therefore considers lifetime and location allowing for comparison with other technologies such as wind power and fossil fuel electricity generation. Across nearly all impact factors, silicon-based PVs are orders of magnitude lower impact than producing energy from fossil fuels, specifically the $\text{CO}_{2\text{eq}}$ emissions of c-Si PVs is within the range of 14–73 $\text{g CO}_{2\text{eq}} \text{ kWh}^{-1}$ [289]. As electricity grids in areas producing the panels reduce in carbon intensity then this will reduce even if there are no further technological improvements. The global electronics council has recently developed a standard to classify c-Si and CdTe modules including their frames where necessary, as low carbon (global warming potential (GWP) of 630 $\text{kg CO}_{2\text{eq}} \text{ kWp}^{-1}$) and ultra-low carbon (GWP 400 $\text{kg CO}_{2\text{eq}} \text{ kWp}^{-1}$) [290]. In a temperate climate, such as the UK with $\sim 1000 \text{ kWh m}^{-2} \text{ yr}^{-1}$ insolation and assuming a 25 year lifetime, then this calculates as an impact of 24 and 16 $\text{g CO}_{2\text{eq}} \text{ kWh}^{-1}$, respectively [291].

An accredited lifecycle assessment has been undertaken on OPVs commercialized by Heliatek, which concluded that with a 20 year module lifetime, the GWP impact will be between 3–15 $\text{g CO}_{2\text{eq}} \text{ kWh}^{-1}$ [135, 137]. This includes emissions arising from end-of-life.

LHP devices are still in the pre-commercialization stage and therefore any values will be estimates. Furthermore, there are several different architectures and material sets being used, and thus it is difficult to obtain precise values for the environmental impact. Leccisi and Fthenakis gave a summary of perovskite lab-scale devices, and these have widely differing impacts from $\sim 100 \text{ g CO}_{2\text{eq}} \text{ kWh}^{-1}$ to $> 10\,000 \text{ g CO}_{2\text{eq}} \text{ kWh}^{-1}$ [41]. This highlights the problems with assessing processes that are not at an industrial scale, as well as the significant impact that the predicted lifetime can have. Alberola-Borràs *et al* assess a more industrially applicable manufacturing process for a screen-printed perovskite architecture with a carbon top contact rather than gold [292, 293]. Whilst the global warming impact of 149 $\text{g CO}_{2\text{eq}} \text{ kWh}^{-1}$ calculated by Alberola-Borràs may appear high compared with c-Si, these values were obtained for an 11% efficiency module with a 10 000 hour lifetime [292]. If more realistic values for a commercialized device are used (*e.g.* 20% efficiency and a modest 5 year lifetime), then this impact reduces to 18 $\text{g CO}_{2\text{eq}} \text{ kWh}^{-1}$ [292].

Climate change is putting the water use during production and operation into the spotlight. Compared with fossil fuels, PVs have a much lower water demand per kWh of electricity produced [294]. Water utilization is highest during the production of the PVs rather than during operation [294]. Operational water use is more geographically dependent, with water-scarce regions often experiencing higher soiling, and this has driven the development of self-cleaning systems [295].

Compared to fossil fuel electricity generation, solar PVs technologies have higher mineral resource scarcity potential (MRSP) [296]. Whilst it is not always included in environmental impact reviews of PVs, MRSP is key to understanding the material constraints of different technologies and is typically measured in $\text{kg of Cu}_{\text{eq}}$ [297]. The UK roadmap to net zero 2050 [298] could lead to a doubling of MRSP per kWh electricity generated compared with the 2018 grid [299]. MRSP would be further exacerbated due to transport and heating becoming electrified under the net-zero 2050 scenario. However, the study by Zhao assumes that the production MRSP of all technologies remains constant [299]. In practice silicon usage for silicon PVs has been reduced significantly between 2008 and 2023 from around 16 g Wp^{-1} to less than 2.5 g Wp^{-1} due to increased manufacturing advances [17]. As discussed in section 2 for c-Si PVs, there is also a drive to reduce silver and indium use, and Müller *et al* note that due to the fast development of these technologies, it is important to use the most recent data for both production methods and electricity grid impacts when undertaking a life cycle impact assessment [300]. Stamford and Azapagic compared MRSP

across CIGS, CdTe and c-Si, with the latter two technologies having similar impacts $\sim 90 \text{ g Cu}_{\text{eq}} \text{ Wp}^{-1}$, whereas CIGS was 5 times higher with a MRSP $145 \text{ g Cu}_{\text{eq}} \text{ Wp}^{-1}$, due to a higher percentage of scarcer elements being used, such as indium and gallium [264].

Due to their thin film nature, LHP PVs have potential to have very low MRSP, but this is particularly dependent upon the top contact and the transparent substrate material. For example, a perovskite device with a gold top contact has an MRSP of $1.7 \text{ kg Cu}_{\text{eq}} \text{ Wp}^{-1}$. If this is replaced with a carbon top contact, the MRSP reduces to $100 \text{ g Cu}_{\text{eq}} \text{ Wp}^{-1}$, which is similar to that of a silicon PV [301]. Once gold is removed, caesium (when used in the perovskite absorber layer) has the dominant impact on MRSP.

Perovskite tandems are further complicated by the many different possible architectures. Tian *et al* concluded that from an environmental perspective, perovskite-perovskite tandems are likely to have lower impact than silicon—perovskite devices [302]. This could be due to the relatively complicated device architecture analyzed compared with that investigated by Roffeis *et al*, who in collaboration with Oxford PV, concluded that a silicon-perovskite module could have a GWP of $868 \text{ g CO}_{2\text{eq}} \text{ Wp}^{-1}$, and a MSRP of $4.1 \text{ g Cu}_{\text{eq}} \text{ Wp}^{-1}$, with the majority of the impacts attributed to silicon heterojunction production [43].

Whilst LCIA is extremely sensitive to the device architecture, manufacturing route and country of production, it can be concluded that third generation PV has the potential to reduce MRSP and GWP of PV, especially if the technology is guided by reducing all environmental impact alongside reducing costs.

When considering the BOSs, the capacity factor (a measure of actual output divided by peak output, usually estimated over a year) is important, since it sets the utilization of the BOS. For this reason, it can be cost-effective in certain climates to undersize the inverter (reducing the cost of the BOS), this has the impact of reducing the peak output and increases the capacity factor of a system [303]. Planning to curtail some amount of solar production can be advantageous (environmentally and/or financially) rather than upgrading the grid or installing energy storage [303]. This is outside the scope of this roadmap, but modeling scenarios based on the capacity and demands of the grid local to any installation should be considered as part of any strategic plan and the properties of the PV technology (e.g. temperature dependence, wavelength, efficiency profile) is part of that model [304].

13.2. Bridging photovoltaics with solar fuel synthesis

Virgil Andrei^{1,2} and Ludmilla Steier³

¹ Yusuf Hamied Department of Chemistry, University of Cambridge, Cambridge CB2 1EW, United Kingdom

² Optoelectronics Group, Cavendish Laboratory, University of Cambridge, JJ Thomson Avenue, Cambridge CB3 0HE, United Kingdom

³ Inorganic Chemistry Laboratory, Department of Chemistry, South Parks Road, Oxford OX1 3QR, United Kingdom

As described earlier, PV panels are mature technologies which find applications in solar and indoor light harvesting. However, the intermittency of sunlight limits energy production, placing strain on electricity grids. Accordingly, electricity only covers 20% of the global energy demand, as our current energy infrastructure is designed around high energy density fuels, which remain essential for industry, aviation, or heavy shipping. This extensive knowledge on light harvesting systems can be translated to the field of solar fuel synthesis, where sunlight is utilized to convert small molecules like water and carbon dioxide into sustainable fuels. In this case, light absorbers are interfaced with selective electrocatalysts, which can occur in a wide range of configurations, from wired PV-electrolysis systems to integrated photoelectrochemical (PEC) ‘artificial leaves’ and photocatalyst powder suspensions [305].

The wide variety of light harvesting systems for solar fuel production results in specific challenges for each technology. For instance, PV-electrolysis is a mature technology for water splitting, with solar-to-hydrogen (STH) efficiencies reaching 12.3% by wiring a bifunctional NiFe layered double hydroxide catalyst with two perovskite solar cells [306], or 30% by wiring two Ir-Pt polymer electrolyte membrane (PEM) electrolyzers in series with an InGaP/GaAs/GaInNAsSb triple-junction PV cell [10]. However the additional cost of reactors, wiring, electronics, noble metal catalysts or corrosive electrolyte solutions has hindered their widespread implementation [307]. The advent of high-throughput CO₂ reduction to (multi)carbon products (e.g. C₁–C₃ hydrocarbons and alcohols) using copper-based catalysts within gas diffusion electrodes has resulted in current densities of 1 A cm^{-2} , which match the output of conventional PV modules. However, such catalysts tend to produce a broad mixture of products [308], which raise additional challenges in terms of product separation and purification. In addition, voltage fluctuations under intermittent daylight irradiation may lead to morphological changes and catalyst deactivation [309, 310].

In contrast to PV-electrolysis, PV-PEC and PEC systems possess a higher degree of integration between the light harvesting and catalysis components, which results in different operating conditions. Such tandem, or triple-junction devices can perform unassisted water splitting or CO₂ reduction at lower current densities




Figure 21. Examples of state-of-the-art systems for solar fuel production. (a) PV-electrolysis under $800\times$ sunlight concentration using a 7 m-diameter dual-axis tracking solar parabolic dish. Light is focused on a triple-junction III–V PV module (see inset), which supplies power for two polymer electrolyte membrane electrolyzers. Reproduced from [315]. CC BY 4.0. (b) Lightweight artificial leaf floating along River Cam in Cambridge, United Kingdom. The 100 cm^2 PEC device consists of a buried-PV perovskite photocathode for H_2 production and a BiVO_4 photoanode for O_2 evolution. Reproduced from [9], with permission from Springer Nature. (c) Tandem PV-PEC device assembled from a dual BiVO_4 photoanode with Ni metal fingers and two serially connected Si PV cells. Reproduced from [314]. CC BY 3.0. (d) A 100 m^2 solar hydrogen farm contains 1600 photocatalytic sheets connected to a gas separating unit (highlighted in yellow). Each panel reactor hosts one $25 \times 25\text{ cm}^2$ $\text{SrTiO}_3:\text{Al}$ PC sheet (see inset). Reproduced from [316], with permission from Springer Nature.

of $0.1\text{--}10\text{ mA cm}^{-2}$, whereas gas and liquid products are formed across the entire photoactive surface. This arrangement is beneficial for highly selective molecular or biological catalysts which require a benign pH, or may degrade at higher current densities. However, product collection over a wider area can be challenging in the absence of flow systems, as stagnant bubbles can induce optical losses or prevent diffusion processes near the catalytic surface, thereby contributing to mass transport limitations [305].

While traditional PEC systems involve a direct semiconductor–electrolyte interface, a significant increase in photocurrent and photovoltage can be attained by introducing PV concepts, including hole and electron transport layers for selective charge extraction, or by taking into account the band alignment of the individual components. These buried heterojunction systems, also known as buried PV systems, have shown great promise over the past few years, improving the activity of conventional PEC materials including silicon [14], Cu_2O [311], or III–V semiconductors [312], while allowing new semiconductors like lead halide perovskites to operate in aqueous solutions [313].

Despite their promise, the performance of most PEC prototypes is only traced for several hours under laboratory conditions, whereas complex fabrication procedures may restrict photoactive areas below 1 cm^2 . Accordingly, further progress is needed in terms of stability, scalability and reactor design, which can enable real-world benchmarking or detailed techno-economic analyses. For instance, the scalability of PEC systems is often limited by resistive losses through the conductive FTO or ITO substrate, which can be addressed by introducing metal fingers, similar to those found in commercial PV cells (figure 21(c)) [314]. However, large area electrodes can also induce significant pH gradients across the solution, which contribute to additional ohmic losses [307]. Hence, an appropriate reactor design including ion exchange membranes or solution flow is just as essential for sustaining the small prototype performance on a larger scale.

In terms of stability, further progress is required on a material and device level. While robust oxide materials like BiVO_4 , WO_3 , or Fe_2O_3 are well established for PEC photoanodes, their wide bandgaps limit the total STH efficiency of PEC tandem devices to $<5\%$ [305]. In contrast, the interfaces of bare Si, III–V and perovskite semiconductors degrade within seconds when irradiated in solution, hence materials that balance

a wider spectral absorption and intrinsic moisture stability still need to be developed. Alternatively, an increased stability under operation requires a rational design of buried-PV device structures, placing a strong focus on the hydrophobicity of functional layers and encapsulants [317].

Technologies such as light concentration can offset the higher costs associated with PV-electrolysis. The resulting heat can accelerate the reaction kinetics of electrocatalysis [318], whereas the temperature difference can be harvested by thermoelectric modules to provide an additional voltage [319, 320]. However, sunlight tracking capabilities are needed to sustain the performance throughout the day (figure 21(a)) [315], whereas diffuse light encountered on overcast days poses challenges, limiting the available irradiation to about 0.1 sun [321].

As outlined above, PEC systems still require further advances in terms of material development and overall system design. These challenges can be addressed using a combination of unconventional approaches and modern fabrication techniques, which make use of the particular benefits of integrated PEC panels. For instance, solar fuel panels may take advantage of the modularity of ‘artificial leaves’. In contrast to PV modules, each standalone PEC unit operates independently from the others, hence if one degrades, the rest will continue to work. This design principle can also be applied on individual electrodes, as multiple-pixel photocathodes based on nanowire GaAs heterojunctions or BiOI solar cells can sustain the superior photovoltage and cumulative photocurrent of small-area photoactive units operating in parallel [15, 322].

In terms of PEC device stability, advances can be obtained by introducing hydrophobic layers into the device structure, in the form of oxide-based charge selective and passivating layers, or polymer encapsulants. For instance, a conductive graphite paste encapsulant increases the moisture stability of buried-junction lead halide perovskite and BiOI photocathodes from minutes to weeks, whereas NiO_x and poly[bis(4-phenyl)(2,4,6-trimethylphenyl)amine] (PTAA) hole selective layers further improve performance through optimal band alignment [15, 313].

The size and reliability of current prototypes are limited by manual deposition steps. Hence, device structures are needed that are compatible with modern, roll-to-roll fabrication techniques, similar to those encountered for thin-film PV cells. These can employ similar plastic and metal foils as conductive substrates, resulting in thin PEC devices with additional functionality. For instance, such lightweight perovskite-BiVO₄ ‘artificial leaves’ were able to float along the River Cam, showcasing the potential applications of solar fuel farms (figure 21(b)). The high product rate per gram of these lightweight devices also stands out as an alternative metric to evaluate solar fuel production systems [9]. If PEC devices consisting of earth-abundant elements become as inexpensive, easy to manufacture and recycle as natural leaves, then lower STF efficiencies and stabilities become sufficient to obtain a return on investment.

Moving forward, automated setups are required to obtain the high-throughput, layer-by-layer deposition of the full PV device stack and corresponding buried-junction photoelectrodes, which will be essential for mass production and commercial benchmarking [323, 324]. This increased reproducibility of the deposition methods will also have a positive effect on the stability of devices, minimizing pinholes or defects which can promote internal interfacial degradation or provide moisture infiltration pathways. Ultimately, the product collection and separation of explosive H₂, O₂ mixtures may pose concerns, however recent studies have shown that circulating systems coupled to gas separating units can work effectively on a 100 m² scale (figure 21(d)) [316].

In conclusion, recent efforts showcase that PV concepts and materials can contribute significantly to the performance of solar fuels systems, from wired PV-electrolysers to integrated ‘artificial leaf’ panels. This rapid progress demonstrates the potential of solar fuel technologies towards real-world applications, which is underpinned by fundamental and engineering studies on charge transfer, material degradation, device and reactor design, encapsulation methods, or scalability. This synergy in interests between PVs and solar fuel communities can provide broad opportunities for interdisciplinary collaborations. Moving forward, solar fuel technologies can take advantage of the established light harvesting expertise within the PV community, while PV systems can benefit from the integrated designs of solar fuels systems, which aim to minimize costs and expand functionality. Hence, we welcome the PV community into exploring these questions together.

Acknowledgements

J B acknowledges support from EPSRC ECR Fellowship NoRESt (No. EP/S03711X/1), EPSRC Postdoctoral Fellowship (No. EP/V035770/1) and TREFCO (No. P/W019167/1). V A acknowledges funding from St John’s College Cambridge (Title A Research Fellowship), the Winton Programme for the Physics of Sustainability, and the Royal Society of Chemistry (No. R23-5618510760). R S B was supported by the Royal Academy of Engineering under the Research Fellowship scheme (No. RF\201819\18\38). This work was supported by EPSRC (No. EP/V038605/1). P K thanks EPSRC for funding for a Postdoctoral Fellowship (No. EP/V035770/1) and Linacre College for the award of a Junior Research Fellowship.

14. Key points from roadmap

Over the past four years, PVs have continued their rapid advance, both in terms of deployment and emerging technology development. PVs have proven to not just be a novel approach to producing electricity, but a central pillar in the world's transition to net-zero, and already provides the lowest-cost electricity in many parts of the world. This roadmap has discussed the steps that are needed to take PV technologies forward and grow in capacity. Some of the key takeaway messages are:

- *PVs research is far from being completed, and many exciting new opportunities are emerging, some of which will spur innovation in other technologies.* The new solar absorbers being developed are finding applications in solar fuels, memristors, radiation detectors, and light-emitting diodes, among many other applications. As such, PV technology development not only impacts on clean energy generation, but also contributes to green hydrogen production, low loss electronics, and many other sectors.
- *Increased investment in solar PVs research and manufacturing is critical to accelerate the global installed capacity of PVs, and to overcome the barriers towards commercialization of emerging technologies that can deliver even lower LCOEs and new applications to market.* Specifically, investment is required in the following areas: (1) manufacturing facilities for established PV technologies, as well as facilities that can translate new technologies from the lab-scale to module-level, (2) research which investigates and develops ways to further improve the performance of established and emerging PVs, as well as (3) facilities, beyond manufacturing tools, required to support their development, namely advanced metrology instruments and exascale computing facilities. Although c-Si PVs are a mature technology and dominate the outdoor PV market, their deployment needs to increase by over an order of magnitude over the next two decades to meet net-zero targets [8]. It will be critical to not only expand the manufacturing of existing c-Si PV technologies, but to also maintain continuous improvements in module efficiency (0.2%–0.5% absolute PCE per year) and stability (from 25–30 years currently to 40 years) in order to further continue to reduce the LCOE. Cell designs need to improve and reduce their dependence on scarce and expensive elements, such as Ag and In. Beyond c-Si, some thin film technologies have significant potential to achieve lower LCOEs. However, this will require investment to bring them to the multi-GW level of production capacity. With organic PVs and metal-halide perovskites, currently these technologies are in the process of being transferred from lab to market. A variety of large-scale manufacturing methods being explored for both single-junction and tandem PVs, and the first 100 MW_p commercial production lines have come online recently [8, 325, 326].
- *Terawatt-scale solar power is crucial to meeting carbon-neutrality targets across the world. For the UK, engaging with this challenge presents a strategic opportunity to take part in a growing multibillion pound supply chain.* The advancement and deployment of PV materials and technologies will contribute substantially to the generation of electricity in coming decades. For example, to achieve carbon neutrality, integrated assessment models predict that >7 TW_p of PVs must be installed worldwide over the next 30 years [16], equivalent to a growth of over eight-fold. Such assessment models are based on projected changes and interactions between energy, economy, land, and climate. Although the potential of solar PVs has been underestimated, current technological progress and grid penetration show that it is possible for global solar capacity to grow to as much as 70 TW_p, equivalent to over 60 times more installed capacity than today [7, 8, 60]. In the UK, solar capacity is expected to grow by more than six-fold to >90 GW_p [21], which is a conservative estimate given the sustained growth of PV installations [327]. The expertise that the UK holds in PV materials provides a competitive advantage to penetrate and expand a variety of segments of solar energy deployment, such as in perovskite-silicon tandem PV development and manufacturing conducting glass substrates. Linking the research and development of technologies to industrial and market needs can ensure that we exploit the local expertise and create high-tech businesses, create opportunities to generate a new manufacturing base and new IP, and increase exports. This is also supported by a global effort to foster effective and resilient decentralized supply chains, while simultaneously strengthening the energy security of individual nations.
- *Emerging PV technologies offer enormous potential to address some of the wider challenges facing society.* Inorganic, organic and hybrid thin film PV, as well as dye-sensitized PV can enable the IoT, infrastructure and agriculture to become more sustainable and resource-efficient through use of indoor and building-integrated PVs, as well as agrivoltaics. For applications in some of these sectors, c-Si is either not suitable or no longer the best option. For such applications, emerging inorganic, hybrid and organic materials have suitable properties, such as translucency, low dark currents, mechanical flexibility and tuneable absorption profiles. These applications unlock billions of square meters of surfaces for solar energy harvesting, potentially relaxing requirements on land use for PVs. Furthermore, as missions to space are increasingly constrained by cost pressures, the lower cost per unit mass offered by thin film PVs over traditional III–V semiconductors becomes appealing. Metal-halide perovskites particularly have shown promise because of their high efficiencies and radiation hardness.

- *The development and international adoption of standards for emerging PV technologies is critical to support their sustained development, faster commercialization and deployment.* The use of standards and ability to certify performance and stability is critical for market penetration. As emerging thin film technologies are commercialized, it is critical to understand their failure modes under real outdoor conditions to inform the design of effective accelerated degradation protocols, and deliver reliable and repeatable power rating methods within a short test duration that reflects real long-term field performance. As the indoor PVs sector rapidly increases in size and importance, it is crucial to develop and adopt standard test protocols (e.g. light spectrum standardization). These will ensure comparability between groups and that increases in efficiency truly come about because of an improvement in technology rather than circumstantial factors, such as an improved match between the absorption profile of a material and the light source. This is also important for outdoor PV technologies in general, which are tested in the lab under AM1.5G illumination, but which can differ markedly from real-world light spectra, depending on where the devices are deployed and the time of day/season. Understanding how such devices behave under real-world conditions is therefore important in order to enable the development of approaches to rigorously test this in the laboratory.
- *More efforts and legislation are needed to close the lifecycle in PV products, and linking device end-of-life with the start of the lifecycle.* Currently, the cheapest option is to put used devices to landfill [26]. A sustainable technology, and especially given challenges with elements of limited supply (e.g. Ag or Te), requires legislation for requiring PV modules to be recycled, (such as the WEEE regulation in the UK and Europe) [137] and the valuable elements extracted to be reused as precursors. Increasing material circularity can help reduce the environmental impacts associated with mining and manufacturing processes, as well as the cost. This will be crucial as the PV industry has, as of 2022, entered terawatt-scale global installation and future innovation must ensure material sustainability, especially in modules containing toxic Pb, Cd or Te. With emerging PV technologies, there is an opportunity to design for a circular economy from the outset following the lead of First Solar who can recover 90% of their modules for reuse.
- *More targeted collaboration and data sharing are needed, both between academia and industry, as well as between groups working on different technologies.* Current and future challenges in PV technology development are becoming more complex, and require a balance of skills in device engineering, materials development, simulations and machine learning in order to create optimal solutions in a timely manner. Across all technologies, it is important that researchers are addressing problems that industry faces in improving the performance, durability and value of PV materials. Funding mechanisms that encourage this will be important, as are mechanisms to encourage open sharing of data between groups and the resources to do so. This will accelerate the development of standards, and also the identification of solutions through the application of machine learning. International collaboration will be necessary for knowledge and skills transfer and ensuring relevant research in the latest technologies.
- *Investment in training and skills development is necessary to address the challenges in the field of PV technology development and accelerate deployment.* These skills span from new manufacturing and instrumentation development and deployment, understanding the process-property-structure-performance relationships of materials, through to computational abilities to predict the behavior of advanced materials and corresponding devices, or evaluate the performance of solar energy systems under real-life conditions. As such, these skills are highly transferrable and overlap with those required for developing other technologies, for example, in the field of semiconductors and power electronics.
- *Considering PV deployment at the systems level, rather than only at the individual modules level, is essential.* It is essential to consider the remainder of the ecosystem around PVs, including the materials used for the inverter and encapsulant, as well as supply chains for the important materials required for PV devices, and the security of these supplies. The backlog for connecting new utility-scale PV plants to the electricity grid is considerable in many countries, and the cost of electricity for the consumer is much higher than the generation costs because of steadily increasing grid charges. Newly installed PV systems are often coupled with battery storage and in the future with electrolysis, mini-modules are integrated into IoT devices, and applications like agrivoltaics are inherently multipurpose. All of these challenges require an approach that does not stop at the PV module but accounts for the role of the module in a wider system. Such a systems approach might alter technical requirements and feed back into optimization targets from module to material design.
- *Policy and regulation for new applications.* Legislation often struggles to keep pace with new technologies and applications which can mean, for example solar PV is included as consumer electronics in the UK Waste Electronics regulations despite having a 25–30 year lifespan [137]. Multipurpose PV installations, such as building integrated/applied (including agrivoltaics), which emerging PV technologies often serve, require a different set of regulations, incentives, and re-financing schemes beyond feed-in compensation. While policy and regulation are crucial for the successful rollout of new PV technologies and applications and deserve great attention, they are beyond the scope of this technical roadmap.

Overall, research and innovation in PV materials, devices and systems are clearly active and rapidly growing. Fully realizing the future potential of PVs will require increased engagement and partnership between policymakers, investors, industry and academic groups. Successfully bringing together the technological, economic, policy and finance components of this complex challenge will deliver many benefits in terms of economic prosperity, mitigating the effects of climate change, and improving energy security.

Data availability statement

No new data were created or analysed in this study.

ORCID iDs

Ruy S Bonilla  <https://orcid.org/0000-0002-5395-5850>
Alex M Ganose  <https://orcid.org/0000-0002-4486-3321>
Nicola Gasparini  <https://orcid.org/0000-0002-3226-8234>
Pascal Kaienburg  <https://orcid.org/0000-0003-3887-3395>
George Koutsourakis  <https://orcid.org/0000-0002-5552-1749>
Nakita K Noel  <https://orcid.org/0000-0002-8570-479X>
Bart Roose  <https://orcid.org/0000-0002-0972-1475>
Simon Aliwell  <https://orcid.org/0000-0002-3350-2408>
Pietro P Altermatt  <https://orcid.org/0000-0002-0177-4935>
Virgil Andrei  <https://orcid.org/0000-0002-6914-4841>
Diego Bagnis  <https://orcid.org/0000-0001-6933-6352>
Jenny Baker  <https://orcid.org/0000-0003-3530-1957>
Jochen Blumberger  <https://orcid.org/0000-0002-1546-6765>
Matthew J Carnie  <https://orcid.org/0000-0002-4232-1967>
Fernando A Castro  <https://orcid.org/0000-0002-2409-8300>
Tracey M Clarke  <https://orcid.org/0000-0003-4943-0645>
Pablo Docampo  <https://orcid.org/0000-0001-6164-4748>
Ken Durose  <https://orcid.org/0000-0003-1183-3211>
Jarvist M Frost  <https://orcid.org/0000-0003-1938-4430>
Pooja Goddard  <https://orcid.org/0000-0001-6624-2561>
Louise C Hirst  <https://orcid.org/0000-0003-0073-6344>
Matthias Kauer  <https://orcid.org/0000-0002-5442-7574>
Ji-Seon Kim  <https://orcid.org/0000-0003-4715-3656>
Sebastian B Meier  <https://orcid.org/0000-0002-2286-7583>
John D Murphy  <https://orcid.org/0000-0003-0993-5972>
Paloma Ortega-Arriaga  <https://orcid.org/0000-0002-2045-2261>
Jay B Patel  <https://orcid.org/0000-0001-5132-1232>
Moritz Riede  <https://orcid.org/0000-0002-5399-5510>
Peter J Skabara  <https://orcid.org/0000-0001-7319-0464>
Franky So  <https://orcid.org/0000-0002-8310-677X>
Craig Underwood  <https://orcid.org/0000-0002-7001-5510>
Aron Walsh  <https://orcid.org/0000-0001-5460-7033>
Lucy D Whalley  <https://orcid.org/0000-0002-2992-9871>
Benedict Winchester  <https://orcid.org/0000-0002-2880-1243>
Robert L Z Hoye  <https://orcid.org/0000-0002-7675-0065>

References

- [1] Olhoff A, Christensen J and Maxwell S 2022 *Emissions Gap Report 2022: The Closing Window*
- [2] Committee on Climate Change 2022 *Progress in reducing emissions: 2022 Report to Parliament*
- [3] Wilson G M et al 2020 The 2020 photovoltaic technologies roadmap *J. Phys. D: Appl. Phys.* **53** 493001
- [4] Ritchie H, Roser M and Rosado P Energy *Our World in Data* (available at: <https://ourworldindata.org/energy#interactive-charts-on-energy>) (Accessed 10 October 2023)
- [5] International Energy Agency Electricity information: overview (available at: www.iea.org/reports/electricity-information-overview/electricity-consumption) (Accessed 31 December 2022)
- [6] Hermann W A 2006 Quantifying global exergy resources *Energy* **31** 1685–702
- [7] Victoria M et al 2021 Solar photovoltaics is ready to power a sustainable future *Joule* **5** 1041–56
- [8] Haegel N M et al 2019 Terawatt-scale photovoltaics: transform global energy *Science* **364** 836–8
- [9] Andrei V et al 2022 Floating perovskite-BiVO₄ devices for scalable solar fuel production *Nature* **608** 518–22

- [10] Jia J, Seitz L C, Benck J D, Huo Y, Chen Y, Ng J W D, Bilir T, Harris J S and Jaramillo T F 2016 Solar water splitting by photoelectrolysis with a solar-to-hydrogen efficiency over 30% *Nat. Commun.* **7** 13237
- [11] Steier L and Holliday S 2018 A bright outlook on organic photoelectrochemical cells for water splitting *J. Mater. Chem. A* **6** 21809–26
- [12] Andrei V, Wang Q, Uekert T, Bhattacharjee S and Reisner E 2022 Solar panel technologies for light-to-chemical conversion *Acc. Chem. Res.* **55** 3376–86
- [13] Fehr A M K et al 2023 Integrated halide perovskite photoelectrochemical cells with solar-driven water-splitting efficiency of 20.8% *Nat. Commun.* **14** 3797
- [14] Andrei V, Roh I and Yang P 2023 Nanowire photochemical diodes for artificial photosynthesis *Sci. Adv.* **9** eaRde9044
- [15] Andrei V, Jagt R A, Rahaman M, Lari L, Lazarov V K, MacManus-Driscoll J L, Hoye R L Z and Reisner E 2022 Long-term solar water and CO₂ splitting with photoelectrochemical BiOI–BiVO₄ tandems *Nat. Mater.* **21** 864–8
- [16] IRENA 2019 *Future of Solar Photovoltaic: Deployment, Investment, Technology, Grid Integration and Socio-Economic Aspects*
- [17] Fraunhofer Institute for Solar Energy Systems ISE 2023 Photovoltaics report (Fraunhofer ISE) (available at: www.ise.fraunhofer.de/en/publications/studies/photovoltaics-report.html)
- [18] Ballif C, Haug F J, Boccard M, Verlinden P J and Hahn G 2022 Status and perspectives of crystalline silicon photovoltaics in research and industry *Nat. Rev. Mater.* **7** 597–616
- [19] Mirlletz H, Hieslmair H, Ovaitt S, Curtis T L and Barnes T M 2023 Unfounded concerns about photovoltaic module toxicity and waste are slowing decarbonization *Nat. Phys.* **19** 2022–4
- [20] Goldschmidt J C, Wagner L, Pietzcker R and Friedrich L 2021 Technological learning for resource efficient terawatt scale photovoltaics *Energy Environ. Sci.* **14** 5147–60
- [21] BEIS 2021 *Net Zero Strategy: Build Back Greener*
- [22] Climate Change Committee 2023 *Progress in reducing emissions: 2023 Report to Parliament*
- [23] Needleman D B, Poindexter J R, Kurchin R C, Marius Peters I, Wilson G and Buonassisi T 2016 Economically sustainable scaling of photovoltaics to meet climate targets *Energy Environ. Sci.* **9** 2122–9
- [24] Mayer J N, Philipps S, Hussein N S, Schlegl T and Senkpiel C 2015 *Current and Future Cost of Photovoltaics*
- [25] Hoye R L Z, Stranks S D and Khripko D 2020 Materials for the energy transition roadmap: materials for photovoltaic systems (available at: www.royce.ac.uk/content/uploads/2020/09/M4ET-Materials-for-Photovoltaic-Systems-roadmap.pdf) (Accessed 2 February 2024)
- [26] Stephanie W, Andreas W and Garvin H 2016 *End-of-life Management: Solar Photovoltaic Panels* IRENA and IEA-VPVS
- [27] Wirth H Recent facts about photovoltaics in Germany (available at: <http://pschuetzenduebe.webclient5.de/wp-content/uploads/130912-Recent-Facts-PV-Germany.pdf>) (Accessed 3 February 2023)
- [28] Dale P J and Scarpulla M A 2023 Efficiency versus effort: a better way to compare best photovoltaic research cell efficiencies? *Sol. Energy Mater. Sol. Cells* **251** 112097
- [29] Mathews I, Kantareddy S N, Buonassisi T and Peters I M 2019 Technology and market perspective for indoor photovoltaic cells *Joule* **3** 1415–26
- [30] Jaganmohan M 2022 *Market Value of Photovoltaics Worldwide in 2019 with a Forecast for 2030*
- [31] Green M A, Dunlop E D, Siefert G, Yoshita M, Kopidakis N, Bothe K and Hao X 2023 Solar cell efficiency tables (Version 61) *Prog. Photovolt.* **31** 3–16
- [32] Hatton P, Watts M J, Abbas A, Walls J M, Smith R and Goddard P 2021 Chlorine activated stacking fault removal mechanism in thin film CdTe solar cells: the missing piece *Nat. Commun.* **12** 1–9
- [33] U.S. Geological Survey 2020 *Mineral commodity summaries 2020*
- [34] NREL Best research-cell efficiency chart (available at: www.nrel.gov/pv/cell-efficiency.html) (Accessed 2 February 2024)
- [35] Tennyson E M, Doherty T A S and Stranks S D 2019 Heterogeneity at multiple length scales in halide perovskite semiconductors *Nat. Rev. Mater.* **4** 573–87
- [36] Perini C A R, Doherty T A S, Stranks S D, Correa-Baena J-P and Hoye R L Z 2021 Pressing challenges in halide perovskite photovoltaics—from the atomic to module level *Joule* **5** 1024–30
- [37] Bush K A et al 2017 23.6%-efficient monolithic perovskite/silicon tandem solar cells with improved stability *Nat. Energy* **2** 17009
- [38] Richter A, Hermle M and Glunz S W 2013 Reassessment of the limiting efficiency for crystalline silicon solar cells *IEEE J. Photovolt.* **3** 1184–91
- [39] Niewelt T et al 2022 Reassessment of the intrinsic bulk recombination in crystalline silicon *Sol. Energy Mater. Sol. Cells* **235** 111467
- [40] Bütow N, “LONGi sets new world record with 27.30% for heterojunction back contact cells and renames next generation silicon tera wafer to TaiRay Wafer (LONGi) (available at: www.longi.com/eu/news/2730-hbc-world-record/) (Accessed 5 June 2024)
- [41] Leccisi E and Fthenakis V 2020 Life-cycle environmental impacts of single-junction and tandem perovskite PVs: a critical review and future perspectives *Prog. Energy* **2** 032002
- [42] Schmidt F, Ledermann L, Schäffer A, Snaith H J and Lenz M 2022 Rapid sequestration of perovskite solar cell-derived lead in soil *J. Hazard. Mater.* **436** 128995
- [43] Roffeis M, Kirner S, Goldschmidt J-C, Stannowski B, Perez L M, Case C and Finkbeiner M 2022 New insights into the environmental performance of perovskite-on-silicon tandem solar cells—a life cycle assessment of industrially manufactured modules *Sustain. Energy Fuels* **6** 2924–40
- [44] Pecunia V, Occhipinti L G and Hoye R L Z 2021 Emerging indoor photovoltaic technologies for sustainable internet of things *Adv. Energy Mater.* **11** 2100698
- [45] Hou J, Inganäs O, Friend R H and Gao F 2018 Organic solar cells based on non-fullerene acceptors *Nat. Mater.* **17** 119–28
- [46] Michaels H, Rinderle M, Freitag R, Benesperi I, Edvinsson T, Socher R, Gagliardi A and Freitag M 2020 Dye-sensitized solar cells under ambient light powering machine learning: towards autonomous smart sensors for the internet of things *Chem. Sci.* **11** 2895–906
- [47] Chen Y et al 2022 Technology evolution of the photovoltaic industry: learning from history and recent progress *Prog. Photovolt.* **31** 1194–204
- [48] IRENA 2022 Renewable power generation costs in 2021 (International Renewable Energy Agency) (available at: <https://www.irena.org/publications/2022/Jul/Renewable-Power-Generation-Costs-in-2021>)
- [49] de Wild-scholten M M 2013 Energy payback time and carbon footprint of commercial photovoltaic systems *Sol. Energy Mater. Sol. Cells* **119** 296–305
- [50] Deceglie M G, Jordan D C, Nag A, Shinn A and Deline C 2019 Fleet-scale energy-yield degradation analysis applied to hundreds of residential and nonresidential photovoltaic systems *IEEE J. Photovolt.* **9** 476–82

- [51] Enkhardt S 2022 *Global solar capacity additions hit 268 GW in 2022: BNEF*
- [52] IEA 2024 *Renewables 2023* (IEA) (available at: <https://www.iea.org/reports/renewables-2023>)
- [53] Yoshikawa K et al 2017 Silicon heterojunction solar cell with interdigitated back contacts for a photoconversion efficiency over 26% *Nat. Energy* **2** 17032
- [54] Hollemann C, Haase F, Schäfer S, Krügener J, Brendel R and Peibst R 2019 26.1%-efficient POLO-IBC cells: quantification of electrical and optical loss mechanisms *Prog. Photovolt., Res. Appl.* **27** 950–8
- [55] Green M A 2016 Commercial progress and challenges for photovoltaics *Nat. Energy* **1** 15015
- [56] Powell D M, Winkler M T, Choi H J, Simmons C B, Needleman D B and Buonassisi T 2012 Crystalline silicon photovoltaics: a cost analysis framework for determining technology pathways to reach baseload electricity costs *Energy Environ. Sci.* **5** 5874
- [57] Goodrich A C, Powell D M, James T L, Woodhouse M and Buonassisi T 2013 Assessing the drivers of regional trends in solar photovoltaic manufacturing *Energy Environ. Sci.* **6** 2811
- [58] Altermatt P P et al 2018 *Learning from the past to look beyond the roadmap of PERC Si solar cell mass production* (WIP) (<https://doi.org/10.4229/35THEUPVSEC20182018-2BP.1.1>)
- [59] Lin H et al 2023 Silicon heterojunction solar cells with up to 26.81% efficiency achieved by electrically optimized nanocrystalline-silicon hole contact layers *Nat. Energy* **8** 789–99
- [60] Bogdanov D et al 2021 Low-cost renewable electricity as the key driver of the global energy transition towards sustainability *Energy* **227** 120467
- [61] Chen D et al 2021 Progress in the understanding of light- and elevated temperature-induced degradation in silicon solar cells: a review *Prog. Photovolt.* **29** 1180–201
- [62] IEA *The cost of capital in clean energy transitions—Analysis—IEA*
- [63] Zhang Y, Kim M, Wang L, Verlinden P and Hallam B 2021 Design considerations for multi-terawatt scale manufacturing of existing and future photovoltaic technologies: challenges and opportunities related to silver, indium and bismuth consumption *Energy Environ. Sci.* **14** 5587–610
- [64] Hallam B, Kim M, Zhang Y, Wang L, Lennon A, Verlinden P, Altermatt P P and Dias P R 2022 The silver learning curve for photovoltaics and projected silver demand for net-zero emissions by 2050 *Prog. Photovolt., Res. Appl.* **31** 598–606
- [65] Altermatt P P 2023 PV for fulfilling the Paris agreement—from lab to fab *IPVF* (TrinaSolar)
- [66] Deady E, Moon C, Moore K, Goodenough K M and Shail R K 2022 Bismuth: economic geology and value chains *Ore Geol. Rev.* **143** 104722
- [67] changeanyway.com. Is solar electricity sustainable? (available at: www.changeanyway.com/is-solar-electricity-sustainable/) (Accessed 10 August 2023)
- [68] Metzger W K et al 2022 As-doped CdSeTe solar cells achieving 22% efficiency with $-0.23\%/^{\circ}\text{C}$ temperature coefficient *IEEE J. Photovolt.* **12** 1435–8
- [69] Scroggins S and Sponseller M 2021 *Lazard's Levelized Cost of Energy Analysis—Version 15.0*
- [70] 2021 First solar series 6: advanced thin film solar technology (available at: <https://www.firstsolar.com/en-Emea/-/media/First-Solar/Technical-Documents/Series-6-Datasheets/Series-6-Datasheet.aspx>) (Accessed 3 June 2023)
- [71] Gessert T A et al 2005 Evolution of CdS/CdTe device performance during Cu diffusion *Conf. Record of the IEEE Photovoltaic Specialists Conf.* pp 291–4
- [72] Sarlund J, Ritala M, Leskelä M, Siponmaa E and Zilliacus R 1996 Characterization of etching procedure in preparation of CdTe solar cells *Sol. Energy Mater. Sol. Cells* **44** 177–90
- [73] Granata J E, Sites J R, Contreras-Puente G and Compaan A D 1996 Effect of CdS thickness on CdS/CdTe quantum efficiency *Conf. Record of the 25th IEEE Photovoltaic Specialists Conf.—1996* pp 853–6
- [74] Pandey R, Shah A, Munshi A, Shimpi T, Jundt P, Guo J, Klie R F, Sampath W and Sites J R 2021 Mitigation of J–V distortion in CdTe solar cells by Ga-doping of MgZnO emitter *Sol. Energy Mater. Sol. Cells* **232** 111324
- [75] Baines T, Zoppi G, Bowen L, Shalvey T P, Mariotti S, Durose K and Major J D 2018 Incorporation of CdSe layers into CdTe thin film solar cells *Sol. Energy Mater. Sol. Cells* **180** 196–204
- [76] Fiducia T A M et al 2019 Understanding the role of selenium in defect passivation for highly efficient selenium-alloyed cadmium telluride solar cells *Nat. Energy* **4** 504–11
- [77] Yang J H, Yin W-J, Park J-S, Burst J, Metzger W K, Gessert T, Barnes T and Wei S-H 2015 Enhanced p-type dopability of P and As in CdTe using non-equilibrium thermal processing *J. Appl. Phys.* **118** 025102
- [78] Metzger W K et al 2019 Exceeding 20% efficiency with in situ group V doping in polycrystalline CdTe solar cells *Nat. Energy* **4** 837–45
- [79] Wu X et al 2001 High-efficiency CTO/ZTO/CdS/CdTe polycrystalline thin-film solar cells *NCPV Program Review Meeting* (Lakewood, CO, USA)
- [80] Chu T L, Chu S S, Britt J, Ferekides C, Wang C, Wu C Q and Ullal H S 1992 14.6% efficient thin-film cadmium telluride heterojunction solar cells *IEEE Electron Device Lett.* **13** 303–4
- [81] Burst J M et al 2016 CdTe solar cells with open-circuit voltage breaking the 1V barrier *Nat. Energy* **1** 16015
- [82] Scarpulla M A et al 2023 CdTe-based thin film photovoltaics: recent advances, current challenges and future prospects *Sol. Energy Mater. Sol. Cells* **255** 112289
- [83] Fthenakis V, Athias C, Blumenthal A, Kulur A, Magliozzo J and Ng D 2020 Sustainability evaluation of CdTe PV: an update *Renew. Sustain. Energy Rev.* **123** 109776
- [84] Tang R et al 2020 Hydrothermal deposition of antimony selenosulfide thin films enables solar cells with 10% efficiency *Nat. Energy* **5** 587–95
- [85] Duan Z et al 2022 Sb₂Se₃ thin-film solar cells exceeding 10% power conversion efficiency enabled by injection vapor deposition technology *Adv. Mater.* **34** 2202969
- [86] Phillips L J et al 2019 Current enhancement via a TiO₂ Window Layer for CSS Sb₂Se₃ solar cells: performance limits and high V_{oc} *IEEE J. Photovolt.* **9** 544–51
- [87] Kojima A, Teshima K, Shirai Y and Miyasaka T 2009 Organo metal halide perovskites as visible-light sensitizer for photovoltaic cells *J. Am. Chem. Soc.* **131** 6050–1
- [88] Lee M M, Teuscher J, Miyasaka T, Murakami T N and Snaith H J 2012 Efficient hybrid solar cells based on meso-structured organometal halide perovskites *Science* **338** 643–7
- [89] Kim H-S et al 2012 Lead iodide perovskite sensitized all-solid-state submicron thin film mesoscopic solar cell with efficiency exceeding 9% *Sci. Rep.* **2** 591

- [90] Park J, Kim J, Yun H-S, Paik M J, Noh E, Mun H J, Kim M G, Shin T J and Seok S I 2023 Controlled growth of perovskite layers with volatile alkylammonium chlorides *Nature* **616** 724–30
- [91] Zhou J et al 2024 Highly efficient and stable perovskite solar cells via a multifunctional hole transporting material *Joule* **8** 1691–706
- [92] McMeekin D P et al 2016 A mixed-cation lead mixed-halide perovskite absorber for tandem solar cells *Science* **351** 151–5
- [93] Noel N K, Abate A, Stranks S D, Parrott E S, Burlakov V M, Goriely A and Snaith H J 2014 Enhanced photoluminescence and solar cell performance via lewis base passivation of organic–inorganic lead halide perovskites *ACS Nano* **8** 9815–21
- [94] Jiang Q, Zhao Y, Zhang X, Yang X, Chen Y, Chu Z, Ye Q, Li X, Yin Z and You J 2019 Surface passivation of perovskite film for efficient solar cells *Nat. Photon.* **13** 460–6
- [95] Correa Baena J P et al 2015 Highly efficient planar perovskite solar cells through band alignment engineering *Energy Environ. Sci.* **8** 2928–34
- [96] Liu M, Johnston M B and Snaith H J 2013 Efficient planar heterojunction perovskite solar cells by vapour deposition *Nature* **501** 395–8
- [97] Lohmann K B et al 2022 Solvent-free method for defect reduction and improved performance of p-i-n vapor-deposited perovskite solar cells *ACS Energy Lett.* **7** 1903–11
- [98] Brandt R E et al 2017 Searching for ‘defect-tolerant’ photovoltaic materials: combined theoretical and experimental screening *Chem. Mater.* **29** 4667–74
- [99] Khenkin M V et al 2020 Consensus statement for stability assessment and reporting for perovskite photovoltaics based on ISO procedures *Nat. Energy* **5** 35–49
- [100] Sanchez-Diaz J et al 2022 Tin perovskite solar cells with >1,300 h of operational stability in N₂ through a synergistic chemical engineering approach *Joule* **6** 861–83
- [101] Hoye R L Z 2023 Preventing lead release from perovskites *Nat. Sustain.* **6** 1297–9
- [102] Li X, Zhang F, He H, Berry J J, Zhu K and Xu T 2020 On-device lead sequestration for perovskite solar cells *Nature* **578** 555–8
- [103] Noel N K, Habisreutinger S N, Wenger B, Klug M T, Hörantner M T, Johnston M B, Nicholas R J, Moore D T and Snaith H J 2017 A low viscosity, low boiling point, clean solvent system for the rapid crystallisation of highly specular perovskite films *Energy Environ. Sci.* **10** 145–52
- [104] Worsley C, Raptis D, Meroni S, Doolin A, Garcia-Rodriguez R, Davies M and Watson T 2021 γ -valerolactone: a nontoxic green solvent for highly stable printed mesoporous perovskite solar cells *Energy Technol.* **9** 2100312
- [105] Beynon D et al 2023 All-printed roll-to-roll perovskite photovoltaics enabled by solution-processed carbon electrode *Adv. Mater.* **35** 2208561
- [106] Li H et al 2023 Sequential vacuum-evaporated perovskite solar cells with more than 24% efficiency *Sci. Adv.* **8** eabo7422
- [107] Chen H et al 2024 Improved charge extraction in inverted perovskite solar cells with dual-site-binding ligands *Science* **384** 189–93
- [108] Lin Y-H et al 2020 A piperidinium salt stabilizes efficient metal-halide perovskite solar cells *Science* **369** 96–102
- [109] Lin Y-H, Yang F, Cao X-L, Dasgupta A, Oliver R D J, Ulatowski A M, McCarthy M M, Shen X, Yuan Q and Christoforo M G 2024 Bandgap-universal passivation enables stable perovskite solar cells with low photovoltage loss *Science* **384** 767–75
- [110] Khenkin M et al 2024 Light cycling as a key to understanding the outdoor behaviour of perovskite solar cells *Energy Environ. Sci.* **17** 602–10
- [111] Burlingame Q C, Loo Y L and Katz E A 2023 Accelerated ageing of organic and perovskite photovoltaics *Nat. Energy* **8** 1300–2
- [112] Rühle S 2016 Tabulated values of the Shockley-Queisser limit for single junction solar cells *Sol. Energy* **130** 139–47
- [113] Futscher M H and Ehrler B 2016 Efficiency limit of perovskite/Si tandem solar cells *ACS Energy Lett.* **1** 863–8
- [114] Warren E L, McMahon W E, Rienäcker M, VanSant K T, Whitehead R C, Peibst R and Tamboli A C 2020 A taxonomy for three-terminal tandem solar cells *ACS Energy Lett.* **5** 1233–42
- [115] Werner J, Niesen B and Ballif C 2018 Perovskite/silicon tandem solar cells: marriage of convenience or true love story?—An overview *Adv. Mater. Interfaces* **5** 1700731
- [116] Baillie C D et al 2014 Polycrystalline tandem photovoltaics using perovskites on top of silicon and CIGS *Energy Environ. Sci.* **8** 956–63
- [117] Tockhorn P et al 2022 Nano-optical designs for high-efficiency monolithic perovskite–silicon tandem solar cells *Nat. Nanotechnol.* **17** 1214–21
- [118] Mariotti S et al 2023 Interface engineering for high-performance, triple-halide perovskite-silicon tandem solar cells *Science* **381** 63–69
- [119] Chin X Y et al 2023 Interface passivation for 31.25%-efficient perovskite/silicon tandem solar cells *Science* **381** 59–63
- [120] Wagner P, Tockhorn P, Hall S, Albrecht S and Korte L 2023 Performance of monolithic two- and three-terminal perovskite/silicon tandem solar cells under varying illumination conditions *Solar RRL* **7** 2200954
- [121] De Bastiani M et al 2021 Efficient bifacial monolithic perovskite/silicon tandem solar cells via bandgap engineering *Nat. Energy* **6** 167–75
- [122] Eperon G E et al 2016 Perovskite-perovskite tandem photovoltaics with optimized band gaps *Science* **354** 861–5
- [123] Zhang M and Lin Z 2022 Efficient interconnecting layers in monolithic all-perovskite tandem solar cells *Energy Environ. Sci.* **15** 3152–70
- [124] Hörantner M T and Snaith H J 2017 Predicting and optimising the energy yield of perovskite-on-silicon tandem solar cells under real world conditions *Energy Environ. Sci.* **10** 1983–93
- [125] Mahesh S, Ball J M, Oliver R D J, McMeekin D P, Nayak P K, Johnston M B and Snaith H J 2020 Revealing the origin of voltage loss in mixed-halide perovskite solar cells *Energy Environ. Sci.* **13** 258–67
- [126] Thiesbrummel J et al 2023 Understanding and minimizing VOC losses in all-perovskite tandem photovoltaics *Adv. Energy Mater.* **13** 2202674
- [127] Choi K, Jeong M J, Lee S, Alosaimi G, Seidel J, Yun J S and Noh J H 2022 Suppressing halide segregation in wide-band-gap mixed-halide perovskite layers through post-hot pressing *ACS Appl. Mater. Interfaces* **14** 24341–50
- [128] Knight A J, Borchert J, Oliver R D J, Patel J B, Radaelli P G, Snaith H J, Johnston M B and Herz L M 2021 Halide segregation in mixed-halide perovskites: influence of A-site cations *ACS Energy Lett.* **6** 799–808
- [129] Knight A J and Herz L M 2020 Preventing phase segregation in mixed-halide perovskites: a perspective *Energy Environ. Sci.* **13** 2024–46
- [130] Majewski P, Al-shammari W, Dudley M, Jit J, Lee S-H, Myoung-Kug K and Sung-Jim K 2021 Recycling of solar PV panels-product stewardship and regulatory approaches *Energy Policy* **149** 112062

- [131] Camargo P S S, Petroli P A, Andrade de Souza R, Kerpen F S and Veit H M 2024 CdTe photovoltaic technology: an overview of waste generation, recycling, and raw material demand *Curr. Opin. Green Sustain. Chem.* **47** 100904
- [132] Zhu L et al 2022 Single-junction organic solar cells with over 19% efficiency enabled by a refined double-fibril network morphology *Nat. Mater.* **21** 656–63
- [133] Burlingame Q, Huang X, Liu X, Jeong C, Coburn C and Forrest S R 2019 Intrinsically stable organic solar cells under high-intensity illumination *Nature* **573** 394–7
- [134] Basu R, Gumpert F, Lohbreier J, Morin P O, Vohra V, Liu Y, Zhou Y, Brabec C J, Egelhaaf H J and Distler A Large-area organic photovoltaic modules with 14.5% certified world record efficiency *Joule* **8** 970–8
- [135] Subramaniam S V, Kutsarov D, Sauermann T and Meier S B 2020 Commercialization of organic photovoltaics and its product integration: a perspective focusing on durability *Energy Technol.* **8** 2000234
- [136] Heliatek Heliatek achieves IEC 61215 certification for lightweight & flexible HeliaSol® solar film (available at: www.heliatek.com/en/media/news/detail/heliatek-achieves-iec-61215-certification-for-lightweight-flexible-heliasolr-solar-film/) (Accessed 17 May 2024)
- [137] Life cycle assessment: 'HeliaSol® 436x-000, HeliaSol® 1270–6000 (available at: www.heliatek.com/fileadmin/user_upload/content/nachhaltigkeit/HeliaFact/2023-11_Heliatek_Truly_Green_Energy_Ultra_Low_Carbon_Footprint_REV4.pdf) (Accessed 5 September 2023)
- [138] Zhang G et al 2022 Renewed prospects for organic photovoltaics *Chem. Rev.* **122** 14180–274
- [139] Lowrie W, Westbrook R J E, Guo J, Gonev H I, Marin-Beloqui J and Clarke T M 2023 Organic photovoltaics: the current challenges *J. Chem. Phys.* **158** 110901
- [140] Riede M, Spoltore D and Leo K 2021 Organic solar cells—the path to commercial success *Adv. Energy Mater.* **11** 2002653
- [141] Venkateswararao A and Wong K T 2021 Small molecules for vacuum-processed organic photovoltaics: past, current status, and prospect *Bull. Chem. Soc. Jpn.* **94** 812–38
- [142] Armin A et al 2021 A history and perspective of non-fullerene electron acceptors for organic solar cells *Adv. Energy Mater.* **11** 200003570
- [143] Yuan J et al 2019 Single-junction organic solar cell with over 15% efficiency using fused-ring acceptor with electron-deficient core *Joule* **3** 1140–51
- [144] Yang Y 2021 The original design principles of the Y-series nonfullerene acceptors, from Y1 to Y6 *ACS Nano* **15** 18679–82
- [145] Baldacchino A J, Collins M I, Nielsen M P, Schmidt T W, McCamey D R and Tayebjee M J Y 2022 Singlet fission photovoltaics: progress and promising pathways *Chem. Phys. Rev.* **3** 021304
- [146] De Queiroz Corrêa L, De Souza Miranda B H, De Amorim Soares G and Bagnis D 2022 From-lab-to-fab: challenges and vision for sustainable organic electronics-organic photovoltaic case *Sustainable Strategies in Organic Electronics* ed Assunta Marrocchi (Woodhead Publishing) pp 521–60
- [147] Jiang P, Hu L, Sun L, Li Z, Han H and Zhou Y 2022 On the interface reactions and stability of nonfullerene organic solar cells *Chem. Sci.* **13** 4714–39
- [148] Reese M O et al 2011 Consensus stability testing protocols for organic photovoltaic materials and devices *Sol. Energy Mater. Sol. Cells* **95** 1253–67
- [149] IEC 61215-1 2021 Terrestrial photovoltaic (PV) modules - Design qualification and type approval - Part 1: Test requirements
- [150] Corzo D et al 2023 High-performing organic electronics using terpene green solvents from renewable feedstocks *Nat. Energy* **8** 62–73
- [151] Karki A, Gillett A J, Friend R H and Nguyen T Q 2021 The path to 20% power conversion efficiencies in nonfullerene acceptor organic solar cells *Adv. Energy Mater.* **11** 2003441
- [152] Chen X K et al 2021 A unified description of non-radiative voltage losses in organic solar cells *Nat. Energy* **6** 799–806
- [153] Jungbluth A, Kaienburg P and Riede M 2022 Charge transfer state characterization and voltage losses of organic solar cells *J. Phys. Mater.* **5** 024002
- [154] Günther M, Kazerouni N, Blätte D, Perea J D, Thompson B C and Ameri T 2023 Models and mechanisms of ternary organic solar cells *Nat. Rev. Mater.* **8** 456–71
- [155] Chamberlain G A 1983 Organic solar cells: a review *Sol. Cells* **8** 47–83
- [156] Pecunia V et al 2023 Roadmap on energy harvesting materials *J. Phys. Mater.* **6** 42501
- [157] 2021 A WPI report for Vodafone UK connecting for net zero: addressing the climate crisis through digital technology (available at: www.vodafone.co.uk/newscentre/app/uploads/2021/09/Connecting-Net-Zero-090921-Pages-1.pdf) (Accessed 4 November 2023)
- [158] Intel corporation, internet of things (IoT) home (available at: www.intel.co.uk/content/www/uk/en/internet-of-things/overview.html) (Accessed 2 February 2023)
- [159] Keshavarzi A and Van Den Hoek W 2019 Edge intelligence-on the challenging road to a trillion smart connected IoT devices *IEEE Des. Test* **36** 41–64
- [160] Freitag M et al 2017 Dye-sensitized solar cells for efficient power generation under ambient lighting *Nat. Photon.* **11** 372–8
- [161] Burwell G, Sandberg O J, Li W, Meredith P, Carnie M and Armin A 2022 Scaling considerations for organic photovoltaics for indoor applications *Solar RRL* **6** 2200315
- [162] Mathews I, Kantareddy S N R, Sun S, Layurova M, Thapa J, Correa-Baena J-P, Bhattacharyya R, Buonassisi T, Sarma S and Peters I M 2019 Self-powered sensors enabled by wide-bandgap perovskite indoor photovoltaic cells *Adv. Funct. Mater.* **29** 1904072
- [163] Reich N H, van Sark W G J H M and Turkenburg W C 2011 Charge yield potential of indoor-operated solar cells incorporated into product integrated photovoltaic (PIPV) *Renew. Energy* **36** 642–7
- [164] Michaels H, Benesperi I and Freitag M 2021 Challenges and prospects of ambient hybrid solar cell applications *Chem. Sci.* **12** 5002–15
- [165] Mathews I, King P J, Stafford F and Frizzell R 2016 Performance of III–V solar cells as indoor light energy harvesters *IEEE J. Photovolt.* **6** 230–5
- [166] Bellini E Mini organic solar module for indoor low-power applications (PV Magazine) (available at: www.pv-magazine.com/2021/02/09/mini-organic-solar-module-for-indoor-low-power-applications/) (Accessed March 2024)
- [167] Ricoh Solid-state dye-sensitized solar cells (available at: <https://industry.ricoh.com/en/dye-sensitized-solar-cell>) (Accessed 2 February 2023)
- [168] Yan B, Liu X, Lu W, Feng M, Yan H-J, Li Z, Liu S, Wang C, Hu J-S and Xue D-J 2022 Indoor photovoltaics awaken the world's first solar cells *Sci. Adv.* **8** ead9923
- [169] Lübke D, Hartnagel P, Angona J and Kirchartz T 2021 Comparing and quantifying indoor performance of organic solar cells *Adv. Energy Mater.* **11** 2101474

- [170] Cui Y, Hong L, Zhang T, Meng H, Yan H, Gao F and Hou J 2021 Accurate photovoltaic measurement of organic cells for indoor applications *Joule* **5** 1016–23
- [171] Cui Y, Hong L and Hou J 2020 Organic photovoltaic cells for indoor applications: opportunities and challenges *ACS Appl. Mater. Interfaces* **12** 38815–28
- [172] IEC TS 62607-7-2:2023 2023 Nanomanufacturing—key control characteristics—part 7-2: nano-enabled photovoltaics—Device evaluation method for indoor light (available at: <https://webstore.iec.ch/en/publication/61819>) (Accessed 5 May 2024)
- [173] Ma L-K et al 2020 High-efficiency indoor organic photovoltaics with a band-aligned interlayer *Joule* **4** 1486–500
- [174] Cui Y et al 2019 Wide-gap non-fullerene acceptor enabling high-performance organic photovoltaic cells for indoor applications *Nat. Energy* **4** 768–75
- [175] Zhang D et al 2021 A molecular photosensitizer achieves a Voc of 1.24 V enabling high efficient and stable dye-sensitized solar cells with copper(II/I)-based electrolyte *Nat. Commun.* **12** 1777
- [176] Muñoz-García A B et al 2021 Dye-sensitized solar cells strike back *Chem. Soc. Rev.* **50** 12450–550
- [177] Mariotti N, Bonomo M, Fagiolari L, Barbero N, Gerbaldi C, Bella F and Barolo C 2020 Recent advances in eco-friendly and cost-effective materials towards sustainable dye-sensitized solar cells *Green Chem.* **22** 7168–218
- [178] Pastore M, Fantacci S and De Angelis F 2013 Modeling excited states and alignment of energy levels in dye-sensitized solar cells: successes, failures, and challenges *J. Phys. Chem. C* **117** 3685–700
- [179] Barichello J, Mariani P, Vesce L, Spadaro D, Citro I, Matteocci F, Bartolotta A, Di Carlo A and Calogero G 2023 Bifacial dye-sensitized solar cells for indoor and outdoor renewable energy-based application *J. Mater. Chem. C* **12** 2317–49
- [180] Kinoshita T et al 2015 Spectral splitting photovoltaics using perovskite and wideband dye-sensitized solar cells *Nat. Commun.* **6** 8834
- [181] Liska P, Thampi K R, Grätzel M, Brémaud D, Rudmann D, Upadhyaya H M and Tiwari A N 2006 Nanocrystalline dye-sensitized solar cell/copper indium gallium selenide thin-film tandem showing greater than 15% conversion efficiency *Appl. Phys. Lett.* **88** 203103
- [182] Yun S et al 2018 New-generation integrated devices based on dye-sensitized and perovskite solar cells *Energy Environ. Sci.* **11** 476–526
- [183] Michaels H, Rinderle M, Freitag R, Benesperi I, Gagliardi A and Freitag M 2023 Ambient photovoltaics for self-powered and self-aware IoT *Chem. Sci.* **14** 5350–60
- [184] Aftabuzzaman M, Sarker S, Lu C and Kim H K 2021 In-depth understanding of the energy loss and efficiency limit of dye-sensitized solar cells under outdoor and indoor conditions *J. Mater. Chem. A* **9** 24830–48
- [185] Michaels H et al 2022 Copper coordination polymers with selective hole conductivity *J. Mater. Chem. A* **10** 9582–91
- [186] Devadiga D, Selvakumar M, Shetty P and Santosh M S 2021 Dye-sensitized solar cell for indoor applications: a mini-review *J. Electron. Mater.* **50** 3187–206
- [187] Grobelny A et al 2022 A molecularly tailored photosensitizer with an efficiency of 13.2% for dye-sensitized solar cells *Adv. Mater.* **2207785** 1–7
- [188] Dou J, Li Y, Wu J, Chang Y J and Wei M 2018 Improving the photovoltaic performance of Zn₂SnO₄ solar cells by doping Sr²⁺/Ba²⁺ ions: efficient electron injection and transfer *Sol. Energy* **165** 122–30
- [189] Powar S et al 2014 Improved photovoltages for p-type dye-sensitized solar cells using CuCrO₂ nanoparticles *J. Phys. Chem. C* **118** 16375–9
- [190] Parisi M L, Maranghi S, Vesce L, Sinicropi A, Di Carlo A and Basosi R 2020 Prospective life cycle assessment of third-generation photovoltaics at the pre-industrial scale: a long-term scenario approach *Renew. Sustain. Energy Rev.* **121** 109703
- [191] Bandara T M W J, Hansadi J M C and Bella F 2022 A review of textile dye-sensitized solar cells for wearable electronics *Ionics* **28** 2563–83
- [192] Easton R L and Votaw M J 1959 Vanguard I IGY satellite (1958 beta) *Rev. Sci. Instrum.* **30** 70–75
- [193] Koltun M M 1996 History of solar cell development in the Soviet space program and the terrestrial potential for this technology *Sol. Energy Mater. Sol. Cells* **44** 293–317
- [194] Mandelkorn J, McAfee C, Kesperis J, Schwartz L and Pharo W 1962 Fabrication and characteristics of phosphorous-diffused silicon solar cells *J. Electrochem. Soc.* **109** 313
- [195] Iles P A 2001 Evolution of space solar cells *Sol. Energy Mater. Sol. Cells* **68** 1–13
- [196] Mankins J C 1997 A fresh look at space solar power: new architectures, concepts and technologies *Acta Astronaut.* **41** 347–59
- [197] Lang F et al 2021 Proton-radiation tolerant all-perovskite multijunction solar cells *Adv. Energy Mater.* **11** 2102246
- [198] Horowitz K A, Remo T W, Smith B and Ptak A J 2018 *A Techno-Economic Analysis and Cost Reduction Roadmap for III–V Solar Cells* (<https://doi.org/10.2172/1484349>)
- [199] Ruud C J, Gordon J M and Giebink N C 2023 Microcell concentrating photovoltaics for space *Joule* **7** 1093–8
- [200] Ruud C J, Grede A J, Chang J-K, Lumb M P, Schmieder K J, Fisher B, Rogers J A, Gordon J M and Giebink N C 2019 Design and demonstration of ultra-compact microcell concentrating photovoltaics for space *Opt. Express* **27** A1467–80
- [201] Oshima R, Ogura A, Shoji Y, Makita K, Ubukata A, Koseki S, Imaizumi M and Sugaya T 2023 Ultra-high-speed growth of GaAs solar cells by triple-chamber hydride vapor phase epitaxy *Crystals* **13** 370
- [202] Lamb D A, Irvine S J C, Baker M A, Underwood C I and Mardhani S 2021 Thin film cadmium telluride solar cells on ultra-thin glass in low earth orbit—3 years of performance data on the AlSat-1N CubeSat mission *Prog. Photovolt., Res. Appl.* **29** 1000–7
- [203] Teloeken A C, Lamb D A, Dunlop T O and Irvine S J C 2020 Effect of bending test on the performance of CdTe solar cells on flexible ultra-thin glass produced by MOCVD *Sol. Energy Mater. Sol. Cells* **211** 110552
- [204] Bätzner D L, Romeo A, Terheggen M, Döbeli M, Zogg H and Tiwari A N 2004 Stability aspects in CdTe/CdS solar cells *Thin Solid Films* **451–452** 536–43
- [205] Kang S, Jeong J, Cho S, Yoon Y J, Park S, Lim S, Kim J Y and Ko H 2019 Ultrathin, lightweight and flexible perovskite solar cells with an excellent power-per-weight performance *J. Mater. Chem. A* **7** 1107–14
- [206] Jiang Y, Yang S-C, Jeangros Q, Pisoni S, Moser T, Buecheler S, Tiwari A N and Fu F 2020 Mitigation of vacuum and illumination-induced degradation in perovskite solar cells by structure engineering *Joule* **4** 1087–103
- [207] Clery D 2022 Has a new dawn arrived for space-based solar power? *Science* **378** 238–9
- [208] Piszczor M F et al 2008 Advanced solar cell and array technology for NASA deep space missions 2008 33rd IEEE Photovoltaic Specialists Conf. pp 1–5
- [209] Wolf M, Noel G T and Stirn R J 1977 Investigation of the double exponential in the current-voltage characteristics of silicon solar cells *IEEE Trans. Electron Devices* **ED-24** 419–28

- [210] Yamaguchi M, Ohmachi Y, Oh'Hara T, Kadota Y, Imaizumi M and Matsuda S 2001 GaAs solar cells grown on Si substrates for space use *Prog. Photovolt., Res. Appl.* **9** 191–201
- [211] Imaizumi M, Sumita T, Kawakita S, Aoyama K, Anzawa O, Aburaya T, Hisamatsu T and Matsuda S 2005 Results of flight demonstration of terrestrial solar cells in space *Prog. Photovolt., Res. Appl.* **13** 93–102
- [212] Imaizumi M, Matsuda S, Kawakita S, Sumita T, Takamoto T, Ohshima T and Yamaguchi M 2005 Activity and current status of R&D on space solar cells in Japan *Prog. Photovolt., Res. Appl.* **13** 529–43
- [213] Reb L K *et al* 2020 Perovskite and organic solar cells on a rocket flight *Joule* **4** 1880–92
- [214] 2021 Space based solar power: de-risking the pathway to net zero (available at: <https://assets.publishing.service.gov.uk/media/61517f12d3bf7f71919a7f8f/space-based-solar-power-derisking-pathway-to-net-zero.pdf>) (Accessed 7 June 2023)
- [215] UNDESA World population prospects 2022 *Summary of Results*
- [216] United Nations UN-water *Water, Food and Energy* (available at: www.unwater.org/water-facts/water-food-and-energy) (Accessed 7 September 2023)
- [217] Fraunhofer ISE *Agrivoltaics: Opportunities for Agriculture and the Energy Transition—a Guideline for Germany*
- [218] Dupraz C, Marrou H, Talbot G, Dufour L, Nogier A and Ferard Y 2011 Combining solar photovoltaic panels and food crops for optimising land use: towards new agrivoltaic schemes *Renew. Energy* **36** 2725–32
- [219] Macknick J *et al* 2022 *The 5 Cs of Agrivoltaic Success Factors in the United States: Lessons From the InSPIRE Research Study*
- [220] Prince R C, George G N and Stevens A L 2022 Nature green with avarice and greed *Plant Physiol. Rep.* **27** 625–31
- [221] Barron-Gafford G A *et al* 2019 Agrivoltaics provide mutual benefits across the food–energy–water nexus in drylands *Nat. Sustain.* **2** 848–55
- [222] Dinesh H and Pearce J M 2016 The potential of agrivoltaic systems *Renew. Sustain. Energy Rev.* **54** 299–308
- [223] Cheo A E *et al* 2023 Agrivoltaics across the water-energy-food-nexus in Africa: opportunities and challenges for rural communities in Mali *Research Square*
- [224] Neesham-mctiernan T, Randle-Boggis R, Cinderby S, Cotton M, Hartley S and Lamanna C 2023 Modelling the suitability of agrivoltaics to deliver sustainable energy and food production in East Africa *Research Square* (<https://doi.org/10.21203/rs.3.rs-2520319/v1>)
- [225] Pascaris A S, Schelly C, Burnham L and Pearce J M 2021 Integrating solar energy with agriculture: industry perspectives on the market, community, and socio-political dimensions of agrivoltaics *Energy Res. Soc. Sci.* **75** 103023
- [226] Fraunhofer ISE *Agrivoltaics—Fraunhofer ISE*
- [227] Chatzipanagi A, Taylor N and Jaeger-Waldau A 2023 *Overview of the Potential and Challenges for Agri-Photovoltaics in the European Union* (Publications Office of the European Union) (<https://doi.org/10.2760/208702>)
- [228] Fraunhofer ISE *Agrivoltaics: opportunities for agriculture and the energy transition*
- [229] Yeligi M, Hu W, Scholz Y, Stegen R and von Krbek K 2023 Cropland and rooftops: the global untapped potential for solar photovoltaics *Environ. Res. Lett.* **18** 054027
- [230] Gorjian S, Bousi E, Özdemir Ö E, Trommsdorff M, Kumar N M, Anand A, Kant K and Chopra S S 2022 Progress and challenges of crop production and electricity generation in agrivoltaic systems using semi-transparent photovoltaic technology *Renew. Sustain. Energy Rev.* **158** 112126
- [231] Horowitz K, Ramasamy V, Macknick J and Margolis R 2020 *Capital Costs for Dual-Use Photovoltaic Installations: 2020 Benchmark for Ground-Mounted PV Systems with Pollinator-Friendly Vegetation, Grazing, and Crops*
- [232] Pascaris A S, Schelly C and Pearce J M 2022 Advancing agrivoltaics within the U.S. legal framework: a multidimensional assessment of barriers & opportunities *AIP Conf. Proc.* **2635** 050002
- [233] Emmott C J M, Röhr J A, Campoy-Quiles M, Kirchartz T, Urbina A, Ekins-Daukes N J and Nelson J 2015 Organic photovoltaic greenhouses: a unique application for semi-transparent PV? *Energy Environ. Sci.* **8** 1317–28
- [234] Trommsdorff M, Hopf M, Hörnl O, Berwind M, Schindele S and Wydra K 2023 Can synergies in agriculture through an integration of solar energy reduce the cost of agrivoltaics? An economic analysis in apple farming *Appl. Energy* **350** 121619
- [235] Ravishankar E *et al* 2021 Balancing crop production and energy harvesting in organic solar-powered greenhouses *Cell Rep. Phys. Sci.* **2** 100381
- [236] Thompson E P *et al* 2020 Tinted semi-transparent solar panels allow concurrent production of crops and electricity on the same cropland *Adv. Energy Mater.* **10** 2001189
- [237] Song W, Ge J, Xie L, Chen Z, Ye Q, Sun D, Shi J, Tong X, Zhang X and Ge Z 2023 Semi-transparent organic photovoltaics for agrivoltaic applications *Nano Energy* **116** 108805
- [238] Adeb E H, Selker J S and Higgins C W 2018 Remarkable agrivoltaic influence on soil moisture, micrometeorology and water-use efficiency *PLoS One* **13** e0203256
- [239] Essahili O, Ouafi M and Moudam O 2022 Recent progress in organic luminescent solar concentrators for agrivoltaics: opportunities for rare-earth complexes *Sol. Energy* **245** 58–66
- [240] El-Bashir S M and Al-Jaghwan A A 2020 Perylene-doped polycarbonate coatings for acrylic active greenhouse luminescent solar concentrator dryers *Results Phys.* **16** 102920
- [241] Alves Dos Reis Benatto G, Mantel C, Spataru S, Santamaria Lancia A A, Riedel N, Thorsteinsson S, Poulsen P B, Parikh H, Forchhammer S and Sera D 2020 Drone-based daylight electroluminescence imaging of PV modules *IEEE J. Photovolt.* **10** 872–7
- [242] Bhoopathy R, Kunz O, Juhl M, Trupke T and Hameiri Z 2018 Outdoor photoluminescence imaging of photovoltaic modules with sunlight excitation *Prog. Photovolt., Res. Appl.* **26** 69–73
- [243] Padilla M, Michl B, Thaidigsmann B, Warta W and Schubert M C 2014 Short-circuit current density mapping for solar cells *Sol. Energy Mater. Sol. Cells* **120** 282–8
- [244] Koutsourakis G, Thompson A and Blakesley J C 2022 Toward megapixel resolution compressed sensing current mapping of photovoltaic devices using digital light processing *Solar RRL* **6** 2100467
- [245] Schubert M C, Mundt L E, Walter D, Fell A and Glunz S W 2020 Spatially resolved performance analysis for perovskite solar cells *Adv. Energy Mater.* **10** 1904001
- [246] Xia G, Huang B, Zhang Y, Zhao X, Wang C, Jia C, Zhao J, Chen W and Li J 2019 Nanoscale insights into photovoltaic hysteresis in triple-cation mixed-halide perovskite: resolving the role of polarization and ionic migration *Adv. Mater.* **31** 1902870
- [247] Richheimer F *et al* 2022 Ion-driven nanograin formation in early-stage degradation of tri-cation perovskite films *Nanoscale* **14** 2605–16
- [248] Li Z *et al* 2019 9.2%-efficient core-shell structured antimony selenide nanorod array solar cells *Nat. Commun.* **10** 125
- [249] Moffitt S L, Pan P-C, Perry L, Tracy J, Choudhury K R, Kempe M D and Gu X 2023 Microstructure changes during failure of PVDF-based photovoltaic backsheets *Prog. Photovolt., Res. Appl.* **31** 26–35

- [250] Owen-Bellini M, Hacke P, Miller D C, Kempe M D, Spataru S, Tanahashi T, Mitterhofer S, Jankovec M and Topič M 2021 Advancing reliability assessments of photovoltaic modules and materials using combined-accelerated stress testing *Prog. Photovolt., Res. Appl.* **29** 64–82
- [251] Owen-Bellini M, Sulas-Kern D B, Perrin G, North H, Spataru S and Hacke P 2020 Methods for *in situ* electroluminescence imaging of photovoltaic modules under varying environmental conditions *IEEE J. Photovolt.* **10** 1254–61
- [252] Song T, Friedman D J and Kopidakis N 2021 Comprehensive performance calibration guidance for perovskites and other emerging solar cells *Adv. Energy Mater.* **11** 2100728
- [253] Conrad B and Hamadani B H 2023 Identifying and investigating spatial features in InGaAs solar cells by hyperspectral luminescence imaging *AIP Adv.* **13** 035318
- [254] Karimi A M, Fada J S, Parrilla N A, Pierce B G, Koyuturk M, French R H and Braid J L 2020 Generalized and mechanistic PV module performance prediction from computer vision and machine learning on electroluminescence images *IEEE J. Photovolt.* **10** 878–87
- [255] Missbach T, Karcher C and Siefer G 2016 Frequency-division-multiplex-based quantum efficiency determination of solar cells *IEEE J. Photovolt.* **6** 266–71
- [256] Kunze P et al 2022 Contactless inline IV measurement of solar cells using an empirical model *Solar RRL* **2200599** 2200599
- [257] Jacobsson T J et al 2021 An open-access database and analysis tool for perovskite solar cells based on the FAIR data principles *Nat. Energy* **7** 107–15
- [258] Bliss M, Betts T, Gottschalg R, Salis E, Müllejans H, Winter S, Kroeger I, Bothe K, Hinken D and Hohl-Ebinger J 2019 Interlaboratory comparison of short-circuit current versus irradiance linearity measurements of photovoltaic devices *Sol. Energy* **182** 256–63
- [259] Dunbar R B et al 2017 How reliable are efficiency measurements of perovskite solar cells? the first inter-comparison, between two accredited and eight non-accredited laboratories *J. Mater. Chem. A* **5** 22542–58
- [260] Shockley W and Read W T 1952 Statistics of the recombinations of holes and electrons *Phys. Rev.* **87** 835–42
- [261] Callaway J and Hughes A J 1967 Localized defects in semiconductors: the divalency in silicon *Phys. Rev.* **164** 1043–9
- [262] Yee J H 1979 *Systematic computation of the performance of photovoltaic cells based on first principles: Second and third quarter report, June 1–September 30, 1978. [ZnSiAs₂]*
- [263] Kuhar K, Pandey M, Thygesen K S and Jacobsen K W 2018 High-throughput computational assessment of previously synthesized semiconductors for photovoltaic and photoelectrochemical devices *ACS Energy Lett.* **3** 436–46
- [264] Eames C, Frost J M, Barnes P R F, O'Regan B C, Walsh A and Islam M S 2015 Ionic transport in hybrid lead iodide perovskite solar cells *Nat. Commun.* **6** 7497
- [265] Chen X, Karin T and Jain A 2022 Automated defect identification in electroluminescence images of solar modules *Sol. Energy* **242** 20–29
- [266] Ablekim T, Colegrove E and Metzger W K 2018 Interface engineering for 25% CdTe solar cells *ACS Appl. Energy Mater.* **1** 5135–9
- [267] Kim S, Hood S N and Walsh A 2019 Anharmonic lattice relaxation during nonradiative carrier capture *Phys. Rev. B* **100** 041202(R)
- [268] Zhang X, Turiansky M E, Shen J X and Van De Walle C G 2022 Defect tolerance in halide perovskites: a first-principles perspective *J. Appl. Phys.* **131** 090901
- [269] Mao X, Sun L, Wu T, Chu T, Deng W and Han K 2018 First-principles screening of all-inorganic lead-free ABX₃ perovskites *J. Phys. Chem. C* **122** 7670–5
- [270] Li Y and Yang K 2019 High-throughput computational design of organic-inorganic hybrid halide semiconductors beyond perovskites for optoelectronics *Energy Environ. Sci.* **12** 2233–43
- [271] Yu L, Kokenyesi R S, Keszler D A and Zunger A 2013 Inverse design of high absorption thin-film photovoltaic materials *Adv. Energy Mater.* **3** 43–48
- [272] Hachmann J, Olivares-Amaya R, Atahan-Evrenk S, Amador-Bedolla C, Sánchez-Carrera R S, Gold-Parker A, Vogt L, Brockway A M and Aspuru-Guzik A 2011 The harvard clean energy project: large-scale computational *J. Phys. Chem. Lett.* **2** 2241–51
- [273] Lopez S A, Sanchez-Lengeling B, de Goes Soares J and Aspuru-Guzik A 2017 Design principles and top non-fullerene acceptor candidates for organic photovoltaics *Joule* **1** 857–70
- [274] Swallow J E N et al 2020 Resonant doping for high mobility transparent conductors: the case of Mo-doped In₂O₃ *Mater. Horiz.* **7** 236–43
- [275] Yan F, Zhang X, Yu Y G, Yu L, Nagaraja A, Mason T O and Zunger A 2015 Design and discovery of a novel half-Heusler transparent hole conductor made of all-metallic heavy elements *Nat. Commun.* **6** 7308
- [276] Woods-Robinson R, Xiong Y, Shen J-X, Winner N, Horton M K, Asta M, Ganose A M, Hautier G and Persson K A 2023 Designing transparent conductors using forbidden optical transitions *Matter* **6** 3021–39
- [277] Hautier G, Miglio A, Ceder G, Rignanese G M and Gonze X 2013 Identification and design principles of low hole effective mass p-type transparent conducting oxides *Nat. Commun.* **4** 2292
- [278] Gorai P, Krasikov D, Grover S, Xiong G, Metzger W K and Stevanović V 2023 A search for new back contacts for CdTe solar cells *Sci. Adv.* **9** eade3761
- [279] Kim S, Park J S and Walsh A 2018 Identification of killer defects in kesterite thin-film solar cells *ACS Energy Lett.* **3** 496–500
- [280] Gong Y et al 2022 Elemental de-mixing-induced epitaxial kesterite/CdS interface enabling 13%-efficiency kesterite solar cells *Nat. Energy* **7** 966–77
- [281] Dahliah D, Brunin G, George J, Ha V A, Rignanese G M and Hautier G 2021 High-throughput computational search for high carrier lifetime, defect-tolerant solar absorbers *Energy Environ. Sci.* **14** 5057–73
- [282] Kangsabanik J, Svendsen M K, Taghizadeh A, Crovetto A and Thygesen K S 2022 Indirect band gap semiconductors for thin-film photovoltaics: high-throughput calculation of phonon-assisted absorption *J. Am. Chem. Soc.* **144** 19872–83
- [283] Hatton P, Abbas A, Kaminski P, Yilmaz S, Watts M, Walls M, Goddard P and Smith R 2020 Inert gas bubble formation in magnetron sputtered thin-film CdTe solar cells *Proc. R. Soc. A* **476** 20200056
- [284] Wang L, Bao Y, Wang S, Wang F, Xie C, Butler K T and Fan X 2021 Revealing the potential crystal structures of earth-abundant nontoxic photovoltaic CuBiI₄ *Cryst. Growth Des.* **21** 2850–5
- [285] Qiao S, Wu Y N, Yan X, Monserrat B, Wei S H and Huang B 2022 Temperature effect on charge-state transition levels of defects in semiconductors *Phys. Rev. B* **105** 115201
- [286] Bokdam M, Lahnsteiner J and Sarma D D 2021 Exploring librational pathways with on-the-fly machine-learning force fields: methylammonium molecules in MAPbX₃ (X = I, Br, Cl) Perovskites *J. Phys. Chem. C* **125** 21077–86

- [287] Liu D, Wu Y, Vasenko A S and Prezhdo O V 2022 Grain boundary sliding and distortion on a nanosecond timescale induce trap states in CsPbBr₃: ab initio investigation with machine learning force field *Nanoscale* **15** 285–93
- [288] Witman M D, Goyal A, Ogitsu T, Mcdaniel A and Lany S 2023 Defect graph neural networks for materials discovery in high-temperature clean-energy applications *Nat. Comput. Sci.* **3** 675–86
- [289] Tawalbeh M, Al-Othman A, Kafiah F, Abdelsalam E, Almomani F and Alkasrawi M 2021 Environmental impacts of solar photovoltaic systems: a critical review of recent progress and future outlook *Sci. Total Environ.* **759** 143528
- [290] Report from the Global Electronics Council 2021 Criterion for the sustainability assessment of ultra-low carbon solar modules (available at: https://globalelectronicscouncil.org/wp-content/uploads/EPEAT_ULCS_2023.pdf) (Accessed 2 February 2024)
- [291] Solargis Solar resource maps of United Kingdom
- [292] Alberola-Borràs J A, Baker J A, De Rossi F, Vidal R, Beynon D, Hooper K E A, Watson T M and Mora-Seró I 2018 Perovskite photovoltaic modules: life cycle assessment of pre-industrial production process *iScience* **9** 542–51
- [293] Baker J, Hooper K, Meroni S, Pockett A, McGettrick J, Wei Z, Escalante R, Oskam G, Carnie M and Watson T 2017 High throughput fabrication of mesoporous carbon perovskite solar cells *J. Mater. Chem. A* **5** 18643–50
- [294] Meldrum J, Nettles-Anderson S, Heath G and Macknick J 2013 Life cycle water use for electricity generation: a review and harmonization of literature estimates *Environ. Res. Lett.* **8** 015031
- [295] Adak D, Bhattacharyya R and Barshilia H C 2022 A state-of-the-art review on the multifunctional self-cleaning nanostructured coatings for PV panels, CSP mirrors and related solar devices *Renew. Sustain. Energy Rev.* **159** 112145
- [296] Stamford L and Azapagic A 2019 Environmental impacts of copper-indium-gallium-selenide (CIGS) photovoltaics and the elimination of cadmium through atomic layer deposition *Sci. Total Environ.* **688** 1092–101
- [297] Huijbregts M et al 2016 *ReCiPe 2016—A Harmonized Life Cycle Impact Assessment Method at Midpoint and Endpoint Level. Report I: Characterization* (National Institute for Public Health and the Environment) p 194
- [298] Grid N 2014 Future Energy Scenarios *Energy* p 220 (available at: <https://www.nationalgrideso.com/future-energy/future-energy-scenarios-fes#Executive-introduction,-key-message-and-modelling-changes>) (Accessed November 2023)
- [299] Zhao G and Baker J 2022 Effects on environmental impacts of introducing electric vehicle batteries as storage—A case study of the United Kingdom *Energy Strategy Rev.* **40** 100819
- [300] Müller A, Friedrich L, Reichel C, Herceg S, Mittag M and Neuhaus D H 2021 A comparative life cycle assessment of silicon PV modules: impact of module design, manufacturing location and inventory *Sol. Energy Mater. Sol. Cells* **230** 111277
- [301] Zhao G, Hughes D, Beynon D, Wei Z, Watson T, Tsoi W C and Baker J 2024 Perovskite photovoltaics for aerospace applications – life cycle assessment and cost analysis *Sol. Energy* **274** 112602
- [302] Tian X, Stranks S D and You F 2020 Life cycle energy use and environmental implications of high-performance perovskite tandem solar cells *Sci. Adv.* **6** eabb0055
- [303] Chase J 2019 Solar power finance without the jargon *World Scientific* (<https://doi.org/10.1142/q0219>)
- [304] Pietzcker R C et al 2017 System integration of wind and solar power in integrated assessment models: a cross-model evaluation of new approaches *Energy Econ.* **64** 583–99
- [305] Kim J H, Hansora D, Sharma P, Jang J W and Lee J S 2019 Toward practical solar hydrogen production—an artificial photosynthetic leaf-to-farm challenge *Chem. Soc. Rev.* **48** 1908–71
- [306] Luo J, Im J-H, Mayer M T, Schreier M, Nazeeruddin M K, Park N-G, Tilley S D, Fan H J and Grätzel M 2014 Water photolysis at 12.3% efficiency via perovskite photovoltaics and Earth-abundant catalysts *Science* **345** 1593–6
- [307] Joya K S, Joya Y F, Ocakoglu K and Van De Krol R 2013 Water-splitting catalysis and solar fuel devices: artificial leaves on the move *Angew. Chem., Int. Ed.* **52** 10426–37
- [308] García de Arquer F P et al 2020 CO₂ electrolysis to multicarbon products at activities greater than 1 A cm⁻² *Science* **367** 661–6
- [309] Cheng W H, Richter M H, Sullivan I, Larson D M, Xiang C, Brunschwig B S and Atwater H A 2020 CO₂ reduction to CO with 19% efficiency in a solar-driven gas diffusion electrode flow cell under outdoor solar illumination *ACS Energy Lett.* **5** 470–6
- [310] Yang Y et al 2023 Operando studies reveal active Cu nanograins for CO₂ electroreduction *Nature* **614** 262–9
- [311] Pan L, Kim J H, Mayer M T, Son M-K, Ummadisingu A, Lee J S, Hagfeldt A, Luo J and Grätzel M 2018 Boosting the performance of Cu₂O photocathodes for unassisted solar water splitting devices *Nat. Catal.* **1** 412–20
- [312] Young J L, Steiner M A, Döscher H, France R M, Turner J A and Deutsch T G 2017 Direct solar-to-hydrogen conversion via inverted metamorphic multi-junction semiconductor architectures *Nat. Energy* **2** 17028
- [313] Andrei V, Hoye R L Z, Crespo-Quesada M, Bajada M, Ahmad S, De Volder M, Friend R and Reisner E 2018 Scalable triple cation mixed halide perovskite-BiVO₄ tandems for bias-free water splitting *Adv. Energy Mater.* **8** 1801403
- [314] Ahmet I Y, Ma Y, Jang J-W, Henschel T, Stannowski B, Lopes T, Vilanova A, Mendes A, Abdi F F and van de Krol R 2019 Demonstration of a 50 cm² BiVO₄ tandem photoelectrochemical-photovoltaic water splitting device *Sustain. Energy Fuels* **3** 2366–79
- [315] Holmes-Gentle I, Tembhurne S, Suter C and Haussener S 2023 Kilowatt-scale solar hydrogen production system using a concentrated integrated photoelectrochemical device *Nat. Energy* **8** 586–96
- [316] Nishiyama H et al 2021 Photocatalytic solar hydrogen production from water on a 100-m² scale *Nature* **598** 304–7
- [317] Pornrunroj C, Andrei V, Rahaman M, Uswachoke C, Joyce H J, Wright D S and Reisner E 2021 Bifunctional perovskite-BiVO₄ tandem devices for uninterrupted solar and electrocatalytic water splitting cycles *Adv. Funct. Mater.* **31** 2008182
- [318] Tembhurne S, Nandjou F and Haussener S 2019 A thermally synergistic photo-electrochemical hydrogen generator operating under concentrated solar irradiation *Nat. Energy* **4** 399–407
- [319] Pornrunroj C, Andrei V and Reisner E 2023 Thermoelectric-photoelectrochemical water splitting under concentrated solar irradiation *J. Am. Chem. Soc.* **145** 13709–14
- [320] Andrei V, Bethke K and Rademann K 2016 Thermoelectricity in the context of renewable energy sources: joining forces instead of competing *Energy Environ. Sci.* **9** 1528–32
- [321] Andrei V, Reuillard B and Reisner E 2020 Bias-free solar syngas production by integrating a molecular cobalt catalyst with perovskite-BiVO₄ tandems *Nat. Mater.* **19** 189–94
- [322] Shen X, Yao M, Sun K, Zhao T, He Y, Chi C-Y, Zhou C, Dapkus P D, Lewis N S and Hu S 2021 Defect-tolerant TiO₂-coated and discretized photoanodes for >600 h of stable photoelectrochemical water oxidation *ACS Energy Lett.* **6** 193–200
- [323] Li Z, Klein T R, Kim D H, Yang M, Berry J J, van Hest M F A M and Zhu K 2018 Scalable fabrication of perovskite solar cells *Nat. Rev. Mater.* **3** 18017
- [324] Sokol K P and Andrei V 2022 Automated synthesis and characterization techniques for solar fuel production *Nat. Rev. Mater.* **7** 251–3

- [325] Heliatek The heart of our roll-to-roll process: thermal evaporation under vacuum (available at: www.heliatek.com/en/technology/roll-to-roll-series-production/)
- [326] ASCA® Technology—Innovative, Modern & Sustainable (available at: www.asca.com/asca-technology/) (Accessed November 2023)
- [327] Mandys F, Chitnis M and Silva S R P 2023 Levelized cost estimates of solar photovoltaic electricity in the United Kingdom until 2035 *Patterns* **4** 100735