



 Cite this: *Chem. Commun.*, 2021, 57, 4950

 Received 9th March 2021,  
 Accepted 14th April 2021

DOI: 10.1039/d1cc01287h

rsc.li/chemcomm

# Lithium halide ion-pair recognition with halogen bonding and chalcogen bonding heteroditopic macrocycles†

 Yuen Cheong Tse, Andrew Docker, Zongyao Zhang and Paul D. Beer \*

A series of halogen bonding and chalcogen bonding phenanthroline containing heteroditopic macrocyclic receptors exhibit cooperative recognition of lithium halide (LiX) ion-pairs. Quantitative <sup>1</sup>H NMR ion-pair titration experiments in CDCl<sub>3</sub>:CD<sub>3</sub>CN (1:1, v/v) reveal a co-bound lithium cation switches on halide anion binding, most notably with the halogen bonding host system. The employment of bis-iodo- and telluromethyl-triazole sigma-hole donor motifs endows contrasting halide anion selectivity and binding affinity, with the halogen bonding ditopic host capable of exclusively binding lithium chloride whereas the chalcogen bonding ditopic receptor displays notable selectivity for lithium iodide over lithium bromide. Preliminary solid-liquid extraction experiments demonstrate the potential of sigma-hole mediated ion-pair recognition as a promising strategy for lithium salt recovery.

Lithium constitutes a crucial element in modern life. Its pervasive application in energy storage materials, polymer manufacture and pharmacology have stimulated an ever-increasing demand for the requisite lithium precursors. Contemporary methods of obtaining lithium typically rely on mineral reserves, such as brine and ore deposits, which by virtue of their accessibility and low processing costs have continued to dominate the global supply of lithium.<sup>1</sup> Whilst the abundance of these natural resources presents no immediate threat, the continued exploitation of primary sources currently employed to meet this ever-growing demand raises significant environmental and ecological concerns.<sup>2–4</sup> Indeed, despite the evident motivation for developing strategies recovering lithium from extant non-natural sources (*e.g.* disposed electrical devices),<sup>5–7</sup> only <5% of lithium-ion batteries are recycled.<sup>8</sup> The judicious exploitation of heteroditopic molecular receptors, capable of simultaneously binding cationic and anionic species, has demonstrated enormous potential in

facilitating the extraction and recovery of a range of transition<sup>9–13</sup> and alkali-metal salts.<sup>14–18</sup> However, reports of employing this strategy towards extracting lithium salts, in particular, remain scarce.<sup>19–23</sup> In general, heteroditopic receptor design typically relies on crown ether-based cation recognition sites and convergent hydrogen bond donor arrays as anion binding sites.<sup>24,25</sup> Over the last decade the emergence of sigma-hole interactions, such as halogen bonding (XB) and chalcogen bonding (ChB), have gained increasing attention in the field of anion recognition.<sup>26–35</sup> Despite the noteworthy enhancements in anion affinity and marked contrasting selectivity behaviour frequently observed relative to hydrogen bonding (HB) analogues, the strategic integration of sigma-hole donors in heteroditopic ion-pair receptor design is extremely rare.<sup>36–41</sup>

Herein, we report a series of novel XB, ChB and HB 1, 10-phenanthroline-based macrocycles, that serve as heteroditopic ion-pair hosts for the cooperative recognition and solid-liquid extraction of lithium halide salts (Fig. 1). Importantly, the incorporation of a bidentate XB donor motif dramatically increases the potency of the ditopic receptor for lithium halide

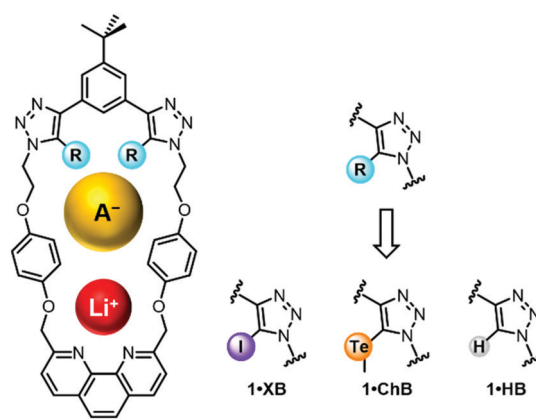


Fig. 1 Structure of target phenanthroline-based heteroditopic macrocycles incorporated with sigma-hole donors designed for ion-pair recognition of lithium salts. A<sup>−</sup> = anion.

Chemistry Research Laboratory, Department of Chemistry, University of Oxford, Mansfield Road, Oxford, OX1 3TA, UK. E-mail: paul.beer@chem.ox.ac.uk

† Electronic supplementary information (ESI) available: Synthesis, structural characterisation, additional figures. CCDC 2069372 and 2068373. For ESI and crystallographic data in CIF or other electronic format see DOI: 10.1039/d1cc01287h



recognition, remarkably facilitating the challenging stabilisation of LiCl ion-pairs in organic solvent media. In stark contrast, the ChB heteroditopic receptor displays a pronounced selectivity preference towards the 'softer' LiI ion-pair.

The synthesis of the target heteroditopic macrocyclic hosts is outlined in Scheme 1. The bis-triazole anion binding sites were constructed *via* a CuAAC<sup>42,43</sup> 'click' reaction between the appropriately appended alkyne precursors **2**<sup>31,44</sup> and two equivalents of azide **3** which gave the corresponding methoxymethyl (MOM) acetal protected precursors **4**, in excellent yields in the range of 77–95%. Acidic deprotection afforded the bis-phenols **5** in quantitative yields. The target ditopic receptors **1·XB**, **1·ChB** and **1·HB** were prepared *via* macrocyclization reactions between 1,10-phenanthroline bis-tosylate **6**<sup>45</sup> and respective bis-phenols **5** in the presence of Cs<sub>2</sub>CO<sub>3</sub> in dry DMF under high-dilution conditions in yields of up to 54% after chromatographic purification. All novel macrocycles were characterised by <sup>1</sup>H, <sup>13</sup>C and <sup>125</sup>Te NMR (where relevant) and high-resolution ESI mass spectrometry.

Crystals suitable for X-ray diffraction analysis were obtained by slow evaporation of a solution of **1·XB** in chloroform/methanol mixture and by vapour diffusion of pentane into a chloroform solution of **1·HB** (Fig. 2).<sup>46</sup> Inspection of the two structures reveals that the two iodo-triazole groups in **1·XB** are significantly more twisted out of the plane relative to the central aromatic aryl spacer compared to the proto-triazoles in **1·HB**. Notably, the potency of the XB-donor was revealed by the observation of a I··O short contact between the iodo-triazole donor and a methanol solvate molecule, exhibiting a distance significantly shorter than the sum of the van der Waals radii (87%).

To assess the ion-pair binding properties of the macrocycles, preliminary qualitative <sup>1</sup>H NMR binding investigations were undertaken in 1 : 1 CDCl<sub>3</sub> : CD<sub>3</sub>CN. Initial halide anion titration experiments conducted on the free macrocycles indicated no halide binding in this mixed solvent system.

The addition of one equivalent of LiClO<sub>4</sub>, followed by the sequential addition of one, two and five equivalents of tetrabutylammonium (TBA) halide salts, however, provided evidence for macrocycle phenanthroline-bound Li<sup>+</sup> switching on halide anion

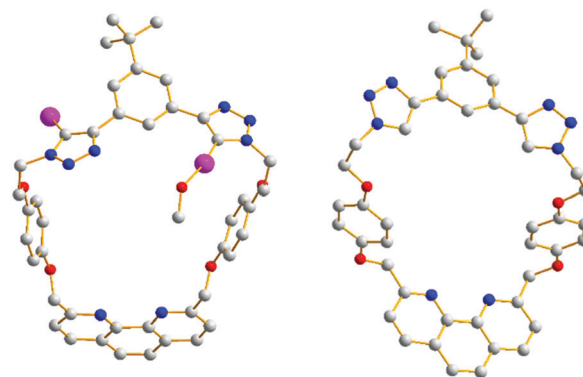
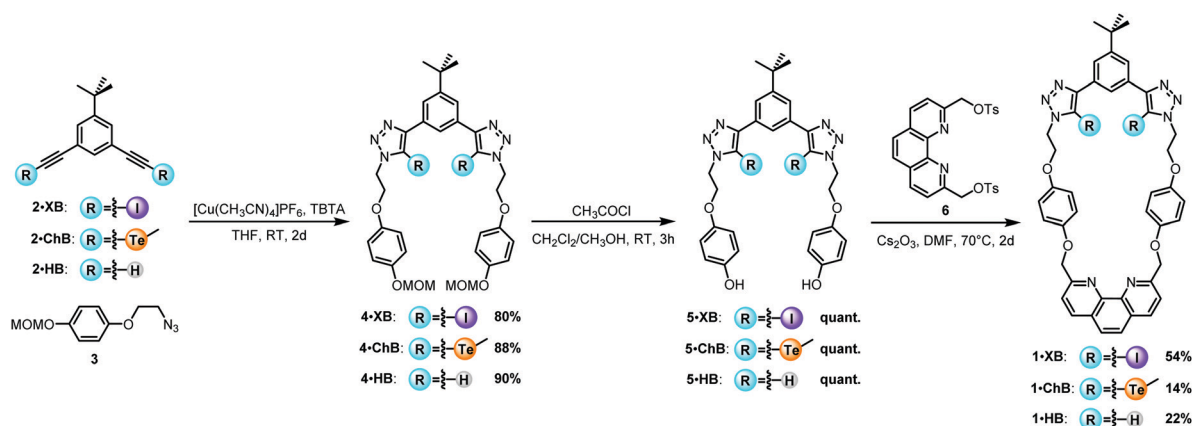


Fig. 2 Crystal structures of **1·XB** (left) and **1·HB** (right). XB interaction between an iodine atom (purple) and a methanol solvate is shown in **1·XB**. Hydrogen atoms are omitted for clarity. Gray = carbon, blue = nitrogen, and red = oxygen.

binding. A representative example with **1·XB** is shown in Fig. 3a. Upon addition of LiClO<sub>4</sub>, downfield shifts of phenanthroline proton signals 5–7 were indicative of Li<sup>+</sup> complexation. Subsequent addition of TBACl caused a gradual downfield shift of internal benzene proton 2. This is consistent with the endotopic binding of Cl<sup>−</sup> occurring in the vicinity of the XB anion binding cavity of the macrocycle. Analogous experiments with TBABr and TBAI elicited similar chemical shift perturbations, indicating the concomitant binding of ion-pairs (Fig. S4-5 and S4-6, ESI†). In the case of **1·ChB·LiClO<sub>4</sub>** and **1·HB·LiClO<sub>4</sub>**, the addition of TBABr and TBAI caused significant perturbations of the respective TeCH<sub>3</sub> and triazole protons suggesting LiBr and LiI ion-pair binding. However, adding TBACl to both receptor lithium metal complex solutions resulted in LiCl salt precipitation (Fig. S4-7–S4-10, ESI†).

Analogous qualitative <sup>1</sup>H NMR titrations of **1·XB** with one equivalent of NaClO<sub>4</sub> or KClO<sub>4</sub> gave similar perturbations in the phenanthroline signals indicative of successful metal cation complexation. Subsequent addition of TBACl, however, caused salt precipitation and recovery of the free macrocycle, highlighting the preference for the Li<sup>+</sup> cation which is particularly impressive considering the sizeable lattice enthalpy of LiCl (834 kJ mol<sup>−1</sup>) driving salt recombination (Fig. S4-11 and S4-12, ESI†).<sup>47</sup>



Scheme 1 Synthesis of heteroditopic macrocycles **1·XB**, **1·ChB** and **1·HB**.



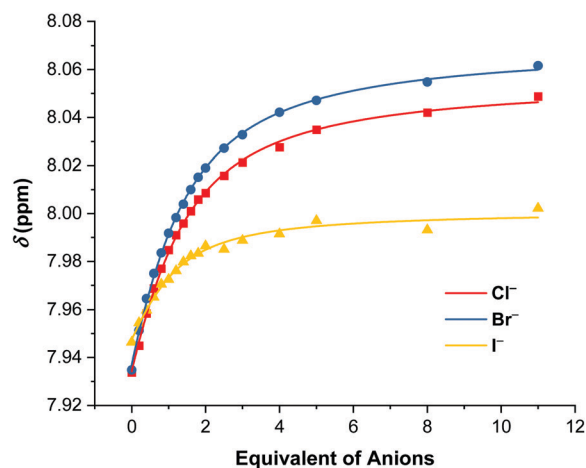
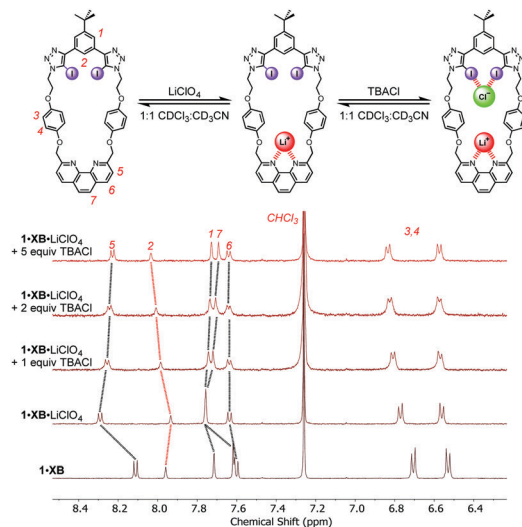


Fig. 3 Left: Truncated  $^1\text{H}$  NMR spectra in 1:1  $\text{CDCl}_3:\text{CD}_3\text{CN}$  showing the aromatic regions of free receptor **1-XB**, upon addition of 1 equivalent  $\text{LiClO}_4$  and subsequent addition of 1, 2 and 5 equivalents of TBACl. Right: Anion binding isotherms of **1-XB** in the presence of one equivalent of  $\text{LiClO}_4$  monitoring the chemical shift of internal benzene proton 2 as a function of halide anion concentration,  $[\text{host}] = 1 \text{ mM}$  and  $[\text{guest}] = 50 \text{ mM}$  (298 K, 1:1  $\text{CDCl}_3:\text{CD}_3\text{CN}$ ).

Quantitative analysis of the lithium halide ion-pair binding properties of the ditopic receptors was carried out in the same solvent system by monitoring the proton chemical shift perturbation of the  $\text{Li}^+$  complexed macrocycles as a function of halide anion concentration (Fig. 3b and Fig. S4-13–S4-18, ESI $^\dagger$ ). Bind-fit analysis of the titration binding isotherm data determined 1:1 stoichiometric anion association constants (Table 1).<sup>48</sup> Importantly, Table 1 reveals a significant lithium cation-halide anion ion-pair binding cooperativity effect *via* a combination of favourable co-bound metal cation–anion electrostatic attractions and macrocycle preorganisation resulting from  $\text{Li}^+$  complexation. Comparing the halide anion association constant data, **1-XB** is the most potent ion-pair receptor for all halides investigated, exhibiting two- to seven-fold enhancements in  $\text{Br}^-$  and  $\text{I}^-$  affinities relative to ChB and HB analogues. Notably, the potency of the XB donor motif is further illustrated by the ability of **1-XB** to simultaneously complex the ‘hard’  $\text{LiCl}$  ion-pair, while analogous experiments with **1-ChB** and **1-HB** resulted in  $\text{LiCl}$  salt precipitation. This may be rationalised by the strong XB-driven complexation of  $\text{Cl}^-$ , thereby inhibiting its recombination with the co-bound  $\text{Li}^+$ . Interestingly, **1-XB** demonstrates similar strong ion-pair binding for both the heavier halides with a modest preference over chloride. By stark contrast, the ChB macrocyclic receptor, **1-ChB**, displays significant selectivity for the ‘softer’  $\text{LiI}$  ion-pair over  $\text{LiBr}$  ( $K_a(\text{I}^-)/K_a(\text{Br}^-) = 3.5$ ) which may be attributed to a combination of factors including heteroditopic host-ion-pair guest size complementarity and favourable ChB interactions between the Te atoms and the larger  $\text{I}^-$  anion.<sup>49,50</sup>

The ability for the heteroditopic macrocycles to solubilise inorganic lithium halide salts into organic solvent media was investigated by preliminary solid–liquid extraction studies. In a typical experiment, excess solid lithium halide salt was added to a solution of macrocycle **1-XB** in  $\text{CDCl}_3$  (600  $\mu\text{L}$ ) and the mixture was vigorously sonicated for 1 hour. The excess salt was

Table 1 Anion association constants ( $K_a/\text{M}^{-1}$ ) for **1-XB**, **1-ChB** and **1-HB** in the presence of 1 equivalent of  $\text{LiClO}_4$  in 1:1  $\text{CDCl}_3:\text{CD}_3\text{CN}$ <sup>a</sup>

Anion	Cation	<b>1-XB</b>	<b>1-ChB</b>	<b>1-HB</b>
$\text{Cl}^-$	$\text{Li}^+$	1147 (3)	— <sup>b</sup>	— <sup>b</sup>
$\text{Br}^-$	$\text{Li}^+$	1214 (3)	186 (6)	211 (6)
$\text{I}^-$	$\text{Li}^+$	1236 (13)	662 (10)	121 (6)

<sup>a</sup>  $K_a$  values calculated using Bindfit software using a 1:1 host–guest binding model. Errors (%) are in parenthesis. Lithium cation added as  $\text{LiClO}_4$ . All anions added as their TBA salts. Solvent = 1:1  $\text{CDCl}_3:\text{CD}_3\text{CN}$ .  $T = 298 \text{ K}$ . <sup>b</sup> Salt recombination.

subsequently filtered off and  $\text{CD}_3\text{CN}$  (200  $\mu\text{L}$ ) was added to improve the resolution of the post-extraction  $^1\text{H}$  NMR spectra. Inspection of the  $^1\text{H}$  NMR spectra (Fig. 4) confirmed the solubilisation of all three lithium halides by **1-XB** as evidenced by significant downfield perturbations of the macrocycle’s phenanthroline aromatic protons 5–7 and internal benzene proton 2, analogous to the  $^1\text{H}$  NMR spectra obtained from sequential addition of equimolar of  $\text{LiClO}_4$  and TBA halide salt (Fig. 2). Likewise, **1-ChB** and **1-HB** solubilised all three lithium halides as revealed by similar downfield proton chemical shifts in the respective  $^1\text{H}$  NMR spectra (Fig. S5-2 and 3, ESI $^\dagger$ ). These preliminary observations highlight the real potential for sigma-hole heteroditopic macrocycles to act as solid–liquid extractants for lithium salts.

In conclusion, a series of XB, ChB and HB heteroditopic macrocyclic receptors consisting of a 1,10-phenanthroline cation binding site and XB/ChB/HB donors for binding anions were synthesised for lithium halide salt ion-pair recognition. Extensive  $^1\text{H}$  NMR titration experiments reveal the co-complexation of lithium cation switches on sigma-hole XB and ChB halide recognition. The XB heteroditopic macrocycle proved to be the most potent  $\text{LiX}$  ion-pair receptor, impressively facilitating the binding of the ‘hard’  $\text{LiCl}$  ion-pair species. Furthermore the incorporation of ChB donors significantly enhanced selectivity



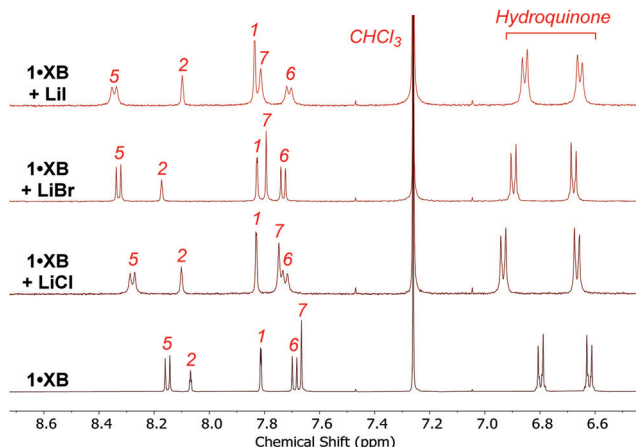


Fig. 4 Comparative pre- and post-extraction  $^1\text{H}$  NMR spectra of **1·XB** with excess solid LiCl, LiBr and LiI (500 MHz, 298 K, 3:1  $\text{CDCl}_3$ :  $\text{CD}_3\text{CN}$ ).

towards the ‘softer’ lithium halide salts namely LiI over LiBr. In general, the HB heteroditopic macrocycle analogue demonstrated inferior affinity for LiBr and LiI halide ion pairs relative to the sigma-hole hosts. Preliminary lithium halide solid-liquid extraction studies revealed the potential for these heteroditopic macrocycles to solubilise solid lithium halide salts into organic solvent mixtures. Importantly, these results demonstrate the exciting potential of sigma-hole mediated ion-pair recognition for modulating both ion-pair affinity and selectivity.

Y. C. T. thanks the Croucher Foundation for a scholarship, A. D. thanks the EPSRC for a studentship (Grant reference number EP/N509711/1) and Z. Z. thanks China Scholarship Council and University of Oxford for a scholarship.

## Conflicts of interest

There are no conflicts to declare.

## Notes and references

- G. Martin, L. Rentsch, M. Höck and M. Bertau, *Energy Storage Mater.*, 2017, **6**, 171–179.
- J. Nriagu, *Encyclopedia of Environmental Health*, Elsevier, 2nd edn, 2019.
- V. Flexer, C. F. Baspineiro and C. I. Galli, *Sci. Total Environ.*, 2018, **639**, 1188–1204.
- W. Liu, D. B. Agusdinata and S. W. Myrint, *Int. J. Appl. Earth Obs. Geoinf.*, 2019, **80**, 145–156.
- M. Kamenica, R. Kothur, A. Willows, B. Patel and P. Cragg, *Sensors*, 2017, **17**, 2430.
- X. Zheng, Z. Zhu, X. Lin, Y. Zhang, Y. He, H. Cao and Z. Sun, *Engineering*, 2018, **4**, 361–370.
- C. Liu, J. Lin, H. Cao, Y. Zhang and Z. Sun, *J. Cleaner Prod.*, 2019, **228**, 801–813.
- B. Swain, *Sep. Purif. Technol.*, 2017, **172**, 388–403.
- D. J. White, N. Laing, H. Miller, S. Parsons, P. A. Tasker and S. Coles, *Chem. Commun.*, 1999, 2077–2078.
- K. Maity, D. K. Panda, R. J. Gallup, C. K. Choudhury and S. Saha, *Org. Lett.*, 2018, **20**, 962–965.
- Y. Chen, D.-X. Wang, Z.-T. Huang and M.-X. Wang, *Chem. Commun.*, 2011, **47**, 8112.
- B. Hua, L. Shao, Z. Zhang, J. Liu and F. Huang, *J. Am. Chem. Soc.*, 2019, **141**, 15008–15012.

- M. Alfonso, A. Espinosa, A. Tárraga and P. Molina, *Org. Lett.*, 2011, **13**, 2078–2081.
- P. D. Beer, P. K. Hopkins and J. D. McKinney, *Chem. Commun.*, 1999, 1253–1254.
- H. Jiang, C. Dolain, J.-M. Léger, H. Gornitzka and I. Huc, *J. Am. Chem. Soc.*, 2004, **126**, 1034–1035.
- J. M. Mahoney, K. A. Stucker, H. Jiang, I. Carmichael, N. R. Brinkmann, A. M. Beatty, B. C. Noll and B. D. Smith, *J. Am. Chem. Soc.*, 2005, **127**, 2922–2928.
- Z.-H. Sun, F.-F. Pan, Triyanti, M. Albrecht and G. Raabe, *Eur. J. Org. Chem.*, 2013, 7922–7932.
- B. Akhuli and P. Ghosh, *Chem. Commun.*, 2015, **51**, 16514–16517.
- S. Tsuchiya, Y. Nakatani, R. Ibrahim and S. Ogawa, *J. Am. Chem. Soc.*, 2002, **124**, 4936–4937.
- J. M. Mahoney, A. M. Beatty and B. D. Smith, *Inorg. Chem.*, 2004, **43**, 7617–7621.
- Q. He, Z. Zhang, J. T. Brewster, V. M. Lynch, S. K. Kim and J. L. Sessler, *J. Am. Chem. Soc.*, 2016, **138**, 9779–9782.
- Q. He, N. J. Williams, J. H. Oh, V. M. Lynch, S. K. Kim, B. A. Moyer and J. L. Sessler, *Angew. Chem., Int. Ed.*, 2018, **57**, 11924–11928.
- K.-I. Hong, H. Kim, Y. Kim, M.-G. Choi and W.-D. Jang, *Chem. Commun.*, 2020, **56**, 10541–10544.
- Q. He, G. I. Vargas-Zúñiga, S. H. Kim, S. K. Kim and J. L. Sessler, *Chem. Rev.*, 2019, **119**, 9753–9835.
- A. McConnell, A. Docker and P. Beer, *ChemPlusChem*, 2020, **85**, 1824–1841.
- T. A. Barendt, A. Docker, I. Marques, V. Félix and P. D. Beer, *Angew. Chem., Int. Ed.*, 2016, **55**, 11069–11076.
- Z.-X. Liu, Y. Sun, Y. Feng, H. Chen, Y.-M. He and Q.-H. Fan, *Chem. Commun.*, 2016, **52**, 2269–2272.
- C. J. Massena, N. B. Wageling, D. A. Decato, E. Martin Rodriguez, A. M. Rose and O. B. Beryman, *Angew. Chem., Int. Ed.*, 2016, **55**, 12398–12402.
- D. Mungalpara, S. Stegmüller and S. Kubik, *Chem. Commun.*, 2017, **53**, 5095–5098.
- J. Y. C. Lim, I. Marques, V. Félix and P. D. Beer, *Chem. Commun.*, 2018, **54**, 10851–10854.
- A. Borissov, I. Marques, J. Y. C. Lim, V. Félix, M. D. Smith and P. D. Beer, *J. Am. Chem. Soc.*, 2019, **141**, 4119–4129.
- T. Bunchuay, A. Docker, A. J. Martinez-Martinez and P. D. Beer, *Angew. Chem., Int. Ed.*, 2019, **58**, 13823–13827.
- J. Y. C. Lim and P. D. Beer, *Chemistry*, 2018, **4**, 731–783.
- J. Pancholi and P. D. Beer, *Coord. Chem. Rev.*, 2020, **416**, 213281.
- M. S. Taylor, *Coord. Chem. Rev.*, 2020, **413**, 213270.
- A. Mele, P. Metrangolo, H. Neukirch, T. Pilati and G. Resnati, *J. Am. Chem. Soc.*, 2005, **127**, 14972–14973.
- R. Tepper, B. Schulze, P. Bellstedt, J. Heidler, H. Görls, M. Jäger and U. S. Schubert, *Chem. Commun.*, 2017, **53**, 2260–2263.
- A. Brown, K. M. Mennie, O. Mason, N. G. White and P. D. Beer, *Dalton Trans.*, 2017, **46**, 13376–13385.
- T. Bunchuay, A. Docker, U. Eiamprasert, P. Surawatanawong, A. Brown and P. D. Beer, *Angew. Chem., Int. Ed.*, 2020, **59**, 12007–12012.
- P. Sabater, F. Zapata, B. López, I. Fernández, A. Caballero and P. Molina, *Dalton Trans.*, 2018, **47**, 15941–15947.
- A. Docker, T. Bunchuay, M. Ahrens, A. J. Martinez-Martinez and P. D. Beer, *Chem. – Eur. J.*, 2021, DOI: 10.1002/chem.202100579.
- J. E. Hein, J. C. Tripp, L. B. Krasnova, K. B. Sharpless and V. V. Fokin, *Angew. Chem., Int. Ed.*, 2009, **48**, 8018–8021.
- H. A. Stefani, S. N. S. Vasconcelos, F. Manarin, D. M. Leal, F. B. Souza, L. S. Madureira, J. Zukerman-Schpector, M. N. Eberlin, M. N. Godoi and R. de Souza Galaverna, *Eur. J. Org. Chem.*, 2013, 3780–3785.
- T. Nishikawa, S. Shibuya, S. Hosokawa and M. Isobe, *Synlett*, 1994, 485–486.
- C. J. Chandler, L. W. Deady and J. A. Reiss, *J. Heterocycl. Chem.*, 1981, **18**, 599–601.
- CCDC 2069372 (**1·XB**) and 2068373 (**1·HB**) contain the supplementary crystallographic data for this paper†.
- J. R. Rumble, *CRC Handbook of Chemistry and Physics*, CRC Press, 99th edn, 2018.
- P. Thordarson, *Chem. Soc. Rev.*, 2011, **40**, 1305–1323.
- J. Y. C. Lim, I. Marques, A. L. Thompson, K. E. Christensen, V. Félix and P. D. Beer, *J. Am. Chem. Soc.*, 2017, **139**, 3122–3133.
- D. J. Pascoe, K. B. Ling and S. L. Cockroft, *J. Am. Chem. Soc.*, 2017, **139**, 15160–15167.

