

The Respiratory Syncytial Virus Vaccine and Monoclonal Antibody Landscape: the Road to Global Access

Author list: Jonne Terstappen MD¹, Sarah F Hak MD¹, Anant Bhan MHSc², Debby Bogaert PhD³, Louis J. Bont PhD^{1,4}, Ursula J Buchholz PhD⁵, Andrew D Clark PhD⁶, Cheryl Cohen PhD⁷, Ron Dagan MD⁸, Daniel R Feikin MD⁹, Barney S Graham PhD¹⁰, Anuradha Gupta MBA¹¹, Pradeep Haldar MD¹², Rose Jalang'o MD¹³, Ruth A Karron MD¹⁴, Leyla Kragten PhD⁴, You Li PhD^{15, 16}, Yvette N Löwensteyn MD¹, Patrick K Munywoki PhD¹⁷, Rosemary Njogu MD¹⁸, Ab Osterhaus PhD¹⁹, Andrew J Pollard PhD²⁰, Luiza Reali Nazario PhD⁴, Charles Sande PhD^{21,22}, Ashish R Satav MD²³, Padmini Srikantiah MD²⁴, Renato T Stein MD²⁵, Naveen Thacker MD^{26,27}, Rachael Thomas BA Hons²⁸, Marta Tufet Bayona PhD²⁹, Natalie I Mazur PhD¹

¹ Wilhelmina Children's Hospital, University medical Center Utrecht, Utrecht, Netherlands

² Yenepoya Medical College & Centre for Ethics, Yenepoya University, Mangalore, India

³ Paediatric medicine, University of Edinburgh, Edinburgh, United Kingdom

⁴ ReSViNET Foundation, Zeist, Netherlands

⁵ National Institute of Allergy and Infectious Diseases, National Institutes of Health, Bethesda, MD, USA

⁶ London School of Hygiene and Tropical Medicine, London, United Kingdom

⁷ University of Witwatersrand and National Institute for Communicable Diseases, Johannesburg, South Africa

⁸ The Shraga Segal department of Microbiology, Immunology, and Genetics, Faculty of Health Sciences, Ben-Gurion University of the Negev, Beer Sheva, Israel

⁹ Department of Immunization, Vaccines, and Biologicals, World Health Organization, Geneva, Switzerland

¹⁰ Morehouse School of Medicine, Atlanta, GA, USA

¹¹ Global Immunization, Sabin Vaccine Institute, Washington, DC, USA

¹² Government of India, Ministry of Health and Family Welfare, Delhi, India

¹³ National Vaccines and Immunization Program, Ministry of Health, Nairobi, Kenya

¹⁴ Johns Hopkins Bloomberg School of Public Health, Baltimore, MD, USA

¹⁵ School of Public Health, Nanjing Medical University, Nanjing, China

¹⁶ Centre for Global Health, University of Edinburgh, Edinburgh, United Kingdom

¹⁷ Centers for Disease Control and Prevention, Nairobi, Kenya

¹⁸ Department of International Health, Jhpiego, Nairobi, Kenya

¹⁹ Center of Infection Medicine and Zoonosis Research, University of Veterinary Medicine, Hannover, Germany

²⁰ Oxford Vaccine Group, Department of Pediatrics, University of Oxford, Oxford, United Kingdom

²¹ Centre for Tropical Medicine and Global Health, University of Oxford, Oxford United Kingdom

²² KEMRI-Wellcome Trust Research Programme, Kilifi, Kenya

²³ MAHAN Trust Mahatma Gandhi Tribal Hospital, Melghat, India

²⁴ Global Health Division, Bill & Melinda Gates Foundation, Seattle, WA, USA

²⁵ Pontifícia Universidade Católica do Rio Grande do Sul, Porto Alegre, Brazil

²⁶ International Pediatric Association, USA

²⁷ Child Health Foundation, India

²⁸ ReSViNET Patient Network, East Sussex, United Kingdom

²⁹ Gavi, The Vaccine Alliance, Geneva, Switzerland

Key messages

- A maternal vaccine (based on RSV prefusion F protein, RSVpreF) and monoclonal antibody (mAb, nirsevimab) have received regulatory approval in various high- and upper-middle income countries to protect infants. First-year experience with nirsevimab showed >80% effectiveness against RSV-associated hospitalisation.
- Vaccines based on the RSV preF are available to protect older adults and an RSV mRNA vaccine is expected to reach market-approval soon. Co-administration with vaccines against other pathogens and re-vaccination schedules are being studied in late-phase trials.
- An alternative mAb to nirsevimab (clesrovimab) is currently being studied in a phase 3 trial with possible market-approval in 2026. One mAb (RSM01), specifically developed for low- and lower-middle income countries (LMICs) has completed a phase 1 trial. Additional mAbs on the market may impact supply and demand issues, LMIC access, and viral resistance.
- A live-attenuated RSV vaccine to reduce medically-attended RSV infection amongst older infants and toddlers is currently in a phase 3 trial. It is unclear whether paediatric vaccines will have an impact on RSV transmission and could indirectly protect young infants and older adults (>60 years).
- Access to infant RSV prevention in LMICs is at high risk of a minimum of three years delay in introduction compared with high-income countries. Closing the global vaccine gap is an urgent priority shared by multiple stakeholders.

Summary

Respiratory syncytial virus (RSV) is the second most common pathogen causing infant mortality. Additionally, RSV is a major cause of morbidity and mortality in older adults (≥ 60 years) similar to influenza. A protein-based maternal vaccine and monoclonal antibody (mAb) are now market-approved to protect infants, while two protein-based vaccines are approved for older adults. First-year experience protecting infants with nirsevimab in high-income countries shows major public health benefit. It is expected that the RSV vaccine landscape will continue to further develop in the coming years to protect all people globally. The vaccine and mAb landscape remains active with 30 candidates in clinical development using four approaches: protein-based, live-attenuated and chimeric vector, mRNA, and mAbs. Candidates in late-phase trials aim to protect young infants using mAbs, older infants and toddlers with live-attenuated vaccines, and children and adults using protein-based and mRNA vaccines. This review provides an overview of RSV vaccines highlighting different target populations, antigens, and trial results. As RSV vaccines have not yet reached low- and middle-income countries, we outline urgent next steps to minimize the vaccine delay.

Introduction

Respiratory syncytial virus (RSV) is a leading cause of lower respiratory tract infections (LRTIs) globally and the second leading pathogen to cause infant mortality.¹ It is estimated that RSV accounted for more than 100 000 deaths among children aged <5 years in 2019, of which more than 97% occur in low- and middle-income countries (LMICs).² In high-income countries, 1.8% of healthy term infants are hospitalized for RSV during the first year of life.³ Underlying medical conditions, prematurity, and socioeconomic vulnerabilities increase the risk of RSV-hospitalisation,⁴⁻⁷ although three-quarters of hospitalized infants were previously healthy.⁸ While RSV-LRTI incidence and hospital admission rates are highest in young infants, older infants (6-12 months) and toddlers (1-2 years) also bear a significant burden.²

In older adults (≥ 60 years) and adults with underlying comorbidities, RSV is an important cause of severe respiratory illness, comparable with seasonal influenza.⁹ The incidence of RSV-associated

hospitalisation in high income countries (HICs) is estimated at 0.15-0.18%,^{10,11} but adjusting for under-ascertainment due to diagnostic limitations in adults suggests the true burden may be twice as high.^{10,12} The in-hospital case fatality rate might be as high as 7.1% in the general older adult population, and up to 11.7% in adults with comorbidities.¹¹

Currently, there is no treatment for RSV infection, underscoring the need for preventive measures. The first paediatric RSV vaccine, in the 1960s, used formalin-inactivated RSV (FI-RSV). Despite a surge in anti-RSV antibody titres, subsequent natural RSV infection led to hospitalisation in 80% of the vaccinated children and the tragic deaths of two toddlers.^{13,14} The mechanism of their death was identified as enhanced respiratory disease (ERD), in which RSV-naïve recipients are primed to produce non-neutralizing antibodies and a Th2-biased immune response causing airway hyperreactivity and mucus hypersecretion.^{15,16} Consequently, the trial was stopped and RSV vaccine research was stalled for decades. In 1998, the development of palivizumab, a short-acting monoclonal antibody (mAb) against RSV fusion (F) protein, served as proof-of-principle of infant protection against RSV-LRTI through passively acquired antibodies.¹⁷ However, due to its high costs and need for monthly injections its use is reserved for high-risk infant and pediatric populations. The breakthrough stabilisation of F-protein in prefusion (preF) morphology was the tipping point in RSV vaccine development.^{18,19} The preF antigen now serves as the basis of all four licensed vaccines and 11/30 vaccines and mAbs in clinical development.

In 2023, we conducted a review of the RSV vaccine and mAb landscape,²⁰ distilling the lessons learned from late-phase vaccine failures and identifying 33 candidates in clinical trials. This updated review provides an overview of the drastic developments in the field over the past year. Of the 33 candidates, four have reached the market, 17 have continued development, 12 are no longer in development,²¹⁻³⁰ while 13 new candidates have expanded the field. Currently, RSV prevention is only available in HICs and upper-middle income countries (UMICs) while the burden of life-threatening disease predominantly exists in LMICs. This inequitable distribution delays vaccine access for those who need a vaccine most. In this review, we outline urgent next steps to minimise this delay.

Methods

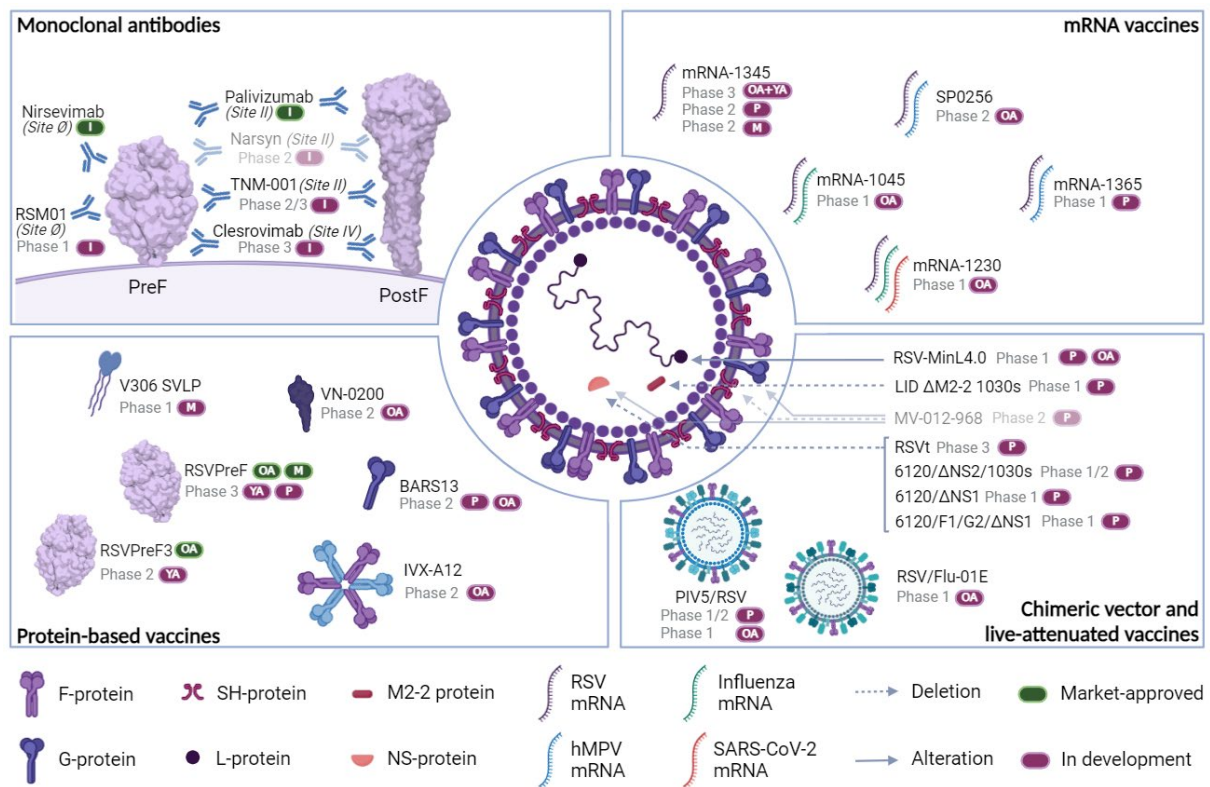
Vaccine and mAb candidates that are market-approved or in clinical phases of development were identified using the PATH (centre for vaccine innovation and access) RSV Vaccine and mAb snapshot (last updated Jan 5, 2024).³¹ Based on PATH clinical trial tracker, trial registrations, and personal communications, 13 more candidates were identified and two were considered no longer in development.³² A data collection template²⁰ was updated and filled out by targeted searches of PubMed, clinical trial registries, regulatory bodies, and pharmaceutical websites, using the candidate names with no date or language restrictions (table S1). We did not intend to conduct a systematic review of the peer-reviewed literature but instead provide an update on the current development by capturing all recent publicly available information. Information was selected by date and by relevance. When available, peer-reviewed publications were preferred to information from trial registries or pharmaceutical websites. Additional data were collected at the RSV Vaccines for the World Conference (RSVW'24) organised by the Respiratory Syncytial Virus Network (ReSViNET) Foundation from February 13–16, 2024. During the meeting, information was systematically collected from scientific presentations, posters, and discussions using the data collection template. Preventive interventions were divided into four approaches: protein-based, chimeric vector and live-attenuated, mRNA, and mAbs (figure 1). Table 1 provides an overview of recently approved vaccines and mAb, while figure 2 represents all candidates in clinical development. Detailed vaccine characteristics such as mechanism of action, route of administration, and summary of trials have been compiled in tables S2 and S3.

Table 1: Overview of recently market-approved RSV vaccines and mAb

Vaccine or mAb	Antigen	Adjuvant	Mechanism of action	Registered population	Route of administration	Registration trial results	Real-world coverage and effectiveness results†	Examples of implementation‡
RSVPreF3	PreF	AS01E	Stabilised monovalent preF induces anti-preF IgG with neutralising activity and CD4+ T cells.	OA	Single dose IM	Efficacy of 94.1% (95% CI: 62.4-99.9) against severe RSV-LRTI over one season. Acceptable safety profile. ³³ (NCT04886596)	USA: Effectiveness of 73-82% against RSV hospitalisations in four studies ³⁴ with general coverage of 24.4% in adults >60. ³⁵	Year-round in general population ≥60 (Austria) or ≥75 years old with shared-decision making (USA, Australia, UK).§ Additional use in high-risk population ≥60 years old (USA, Australia).
RSVpreF	PreF	None	Stabilised bivalent preF induces anti-preF IgG with neutralising activity and CD4+ T cells.	OA	Single dose IM	Efficacy of 85.7% (96.66% CI 32.0-98.7) against RSV-LRTI with ≥ 3 symptoms over one season. ³⁶ Acceptable safety profile. ³⁷ (NCT05035212)		
RSVpreF	PreF	None	Stabilised bivalent preF induces anti-preF IgG with neutralising activity and CD4+ T cells. Antibodies are transferred to the foetus across the placenta	M WGA varies based on registration body*	Single dose IM	Efficacy of 82.4% (95% CI 57.5-93.9) against severe MA-LRTI within 3 months after birth and 70.0% (95% CI 50.6-82.5) within 6 months after birth. ³⁸ Numerical imbalance in premature births, not statistically significant ³⁹ (NCT04424316)	USA: 17.8% coverage ³⁵	Year-round at 28-36 WGA (UK, Australia). Year-round at 32-36 WGA (Argentina). Year-round at 32-36 WGA (USA).§
Nirsevimab	..	None	Passive neutralisation by mAb targeting RSV PreF site Ø with YTE mutation in Fc for extended half-life	I	Single dose of 50 or 100 mg IM	Efficacy of 78.6% (95% CI 48.8-91.0) against very severe MA-LRTI and 76.8% (95% CI 49.4-89.4) against RSV hospitalisation. ⁴⁰ No safety concerns. ⁴¹ (NCT03979313)	Spain: Effectiveness of 82.0-88.7% against RSV hospitalisation in four studies with reported coverage of 91.7-92.0% ⁴²⁻⁴⁵ and effectiveness of 81.0% against RSV-LRTI. ⁴⁶ France: Effectiveness of 83.5% against RSV bronchiolitis hospitalisation ⁴⁷ and 75.9% against RSV PICU hospitalisation. ⁴⁸ Luxembourg: 62% decrease in RSV-hospitalisation compared with the previous year in population with 84% coverage. ⁴⁹ Italy: 0% RSV-hospitalisations in nirsevimab group compared with 8.3% in no-nirsevimab group in population with 69% coverage. ⁵⁰ USA: Effectiveness of 90% against RSV-associated hospitalisation ⁵¹ and coverage by jurisdiction between 2.4 and 22.8%. ³⁵	Seasonally at birth and catch-up in children about to enter their first RSV season (Italy, Australia, Chile, Luxembourg, France), children ≤6 months (Spain), ≤8 months (USA). Additional use in high-risk children ≤24 months (Spain, Australia, Luxembourg) or 8-19 months (USA). Use in high-risk population, and if available also seasonally in children ≤3 months (Finland).

*e.g. 24-36 WGA (EMA/PMDA/Anvisa), 28-36 WGA (MHRA), or 32-36 WGA (FDA). †It is important to note that these data only cover the first months after administration, when effectiveness is expected to be at its highest. Real-world effectiveness data from prospective cohort studies covering the entire first year of life are necessary. ‡non-exhaustive examples that are subject to change. § Although available year-round, a seasonal approach is recommended. Abbreviations: CI=confidence interval. EMA=European Medicines Agency. I=Infants (<12 months). IM=Intramuscular. M=Maternal. mAb=monoclonal antibody. MA-LRTI=Medically-attended lower respiratory tract infection. OA= older adults (aged ≥60 years). PICU=paediatric intensive care unit. preF=pre-fusion protein. RSV=respiratory syncytial virus. ..=not applicable or not available.

Figure 1: Overview of RSV vaccine candidates by preventive approach



Target population per vaccine candidate is indicated by green and purple ovals (I=infants <12 months, P=paediatric (1-18 years), M=maternal, OA=older adults (≥60 years), YA=younger adults (18-60 years)). Narsyn and MV-012-968 are depicted in light grey as their development is halted. PreF protein was created with RCSB Protein Data Bank 4MMU^{19,52} and postF protein was created with 3RRT.^{53,54} Abbreviations: F=fusion, G=glycoprotein, hMPV=human metapneumovirus, L=large polymerase, NS=non-structural, PIV5=parainfluenza virus 5, postF=postfusion protein, preF=prefusion protein, SARS-CoV-2=severe-acute-respiratory-syndrome coronavirus 2, SVLP=synthetic virus-like particle.

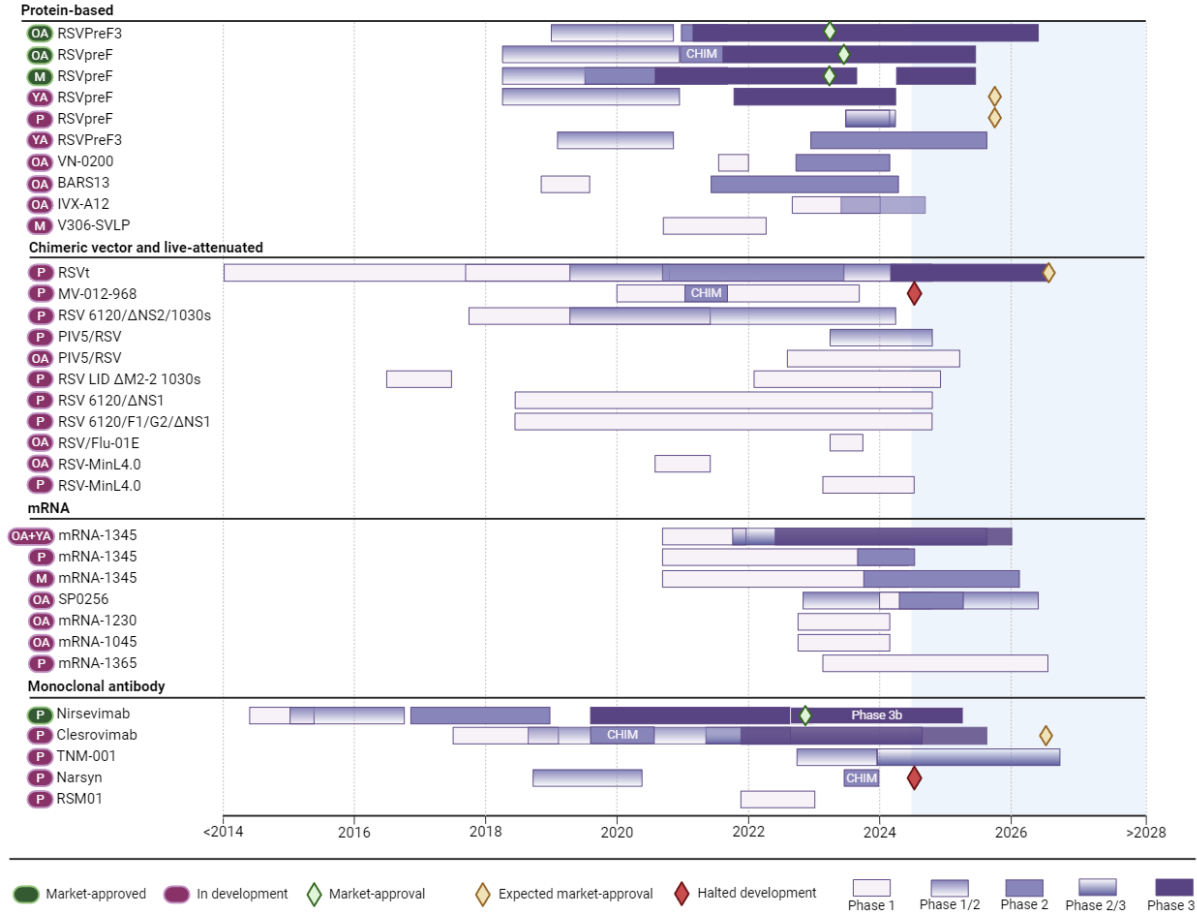
RSV Vaccine and mAb Landscape

Protein-based vaccines

Protein-based vaccines include subunits, such as RSV preF protein or glycoprotein (G) as single antigens, and particle-based vaccines, which may achieve increased immunogenicity by displaying multiple antigens. These proteins facilitate rational vaccine design by using structural information and protein engineering to preserve and optimally display antigenic sites most susceptible to neutralization. Three subunit vaccines were market-approved in 2023 and seven other candidates are still in clinical development.

RSVPreF3 (Arexvy), a stabilised monovalent preF vaccine based on RSV-A F-protein adjuvanted with AS01_E,⁵⁵ is approved for older adults (≥60 years) in major HICs including the USA, EU, Japan, UK, Canada, and Australia (May 2023 – Jan 2024). In clinical trials, RSVPreF3 exhibited vaccine efficacy of 67.2% against RSV-LRTI and 78.8% against severe RSV-LRTRI across two RSV seasons (during 18 months).^{33,56,57} Peak vaccine efficacy against RSV-LRTI was estimated at 88% with a monthly waning rate of -2.1%. Extrapolating these data, a single dose of RSVPreF3 may provide some protection after two seasons (efficacy 39.7% at 24 months follow-up).⁵⁸ Preliminary results show that revaccination after two years provides higher RSV-A/B neutralizing antibody titers than annual revaccination.⁵⁹ Results from a phase 3 trial (NCT05590403) in younger adults (50-59 years) at increased risk of RSV disease due to comorbidities indicate non-inferior humoral responses compared to older adults,⁶⁰

Figure 2: RSV vaccine and monoclonal antibody clinical development over the last 10 years and expected market access



All RSV vaccines and monoclonal antibodies that have recently been market-approved (green oval) or are still in clinical development (purple oval). As of May 2024, trials and market-approval are projections based on the available information (blue background) and current development can be found on the PATH RSV vaccine and monoclonal antibody snapshot.³¹ Trials of the same phase overlapping in time are compressed to one box for ease of reading. Detailed information on clinical trial timing can be found in tables S2 and S3. Market-approval is depicted as the first registration date and expected market-approval is projected as one year after (expected) interim phase 3 results or as publicly available intention of submission to regulatory bodies. Target populations: I=infants <12 months, P=paediatric (1-18 years), M=maternal, OA=older adults (≥60 years), YA=younger adults (18-60 years). Abbreviations: CHIM=controlled human infection model.

prompting label expansion to 50-59 year old adults at increased risk.⁵⁹ Co-administration with quadrivalent influenza vaccine elicits non-inferior immune response.⁶¹ Ongoing studies in older adults evaluate the safety and immunogenicity of co-administration with several influenza (NCT05568797 and NCT05559476) and herpes zoster vaccines (NCT05966090) as well as optimal revaccination schedules (NCT04732871).

Special attention for safety concerns in maternal RSV vaccination have centred on the potential for increased occurrence of preterm births and low birth weight, which arose from the halted RSVPreF3 maternal vaccine trial (NCT04605159), conducted during the COVID-19 pandemic. The statistically higher risk of preterm birth in the total RSVPreF3 group compared to placebo was driven by the increased risk in LMICs (relative risk (RR) 1.56 (95% CI 1.17-2.09)), which was not found in HICs (RR 1.04 (0.68-1.57)).⁶² The majority of premature births occurred four weeks or more after vaccination, were

predominantly late preterm births, were mostly coinciding with peaks of COVID-19 most strikingly during the Delta wave, and remains unexplained.³⁰

RSVpreF (Abrysvo), a non-adjuvanted bivalent preF vaccine based on currently predominant RSV-A and B strains, obtained market-approval for administration in older adults (Aug 2023) and pregnant women (March-Aug 2023) in the USA, Canada, Argentina, Japan, and the EU. The RENOIR phase 3 trial conducted in older adults showed a robust vaccine efficacy over two RSV seasons of 84.4% against RSV-LRTI with at least three symptoms and 56.8% against RSV-LRTI with at least two symptoms.⁶³ Co-administration studies of RSVpreF with inactivated influenza vaccine showed immunogenic noninferiority without safety concerns.⁶⁴ Results from a phase 2 study on safety and efficacy of a combined RSV/COVID-19 vaccine when given with or without influenza vaccine are pending (NCT05886777). Efficacy in immunocompromised elderly and those with major comorbidities remains uncertain, as these populations were excluded from the trials.

RSVpreF for pregnant women induces polyclonal vaccine-specific antibodies that cross the placenta to protect infants up to six months after birth. The pivotal MATISSE phase 3 trial enrolled 7396 pregnant participants between 24 and 36 weeks of gestational age (GA) during two seasons across both the Northern and Southern Hemispheres.³⁹ Final analysis revealed high efficacy against severe medically-attended LRTI (MA-LRTI) of 82.4% within three months after birth and 70.0% extending through the first six months of life. Against less severe MA-LRTI, the vaccine demonstrated an efficacy of 57.6% within the initial three months and 49.2% through the first 6 months after birth.³⁸ The efficacy wanes after six months for both severe and less-severe MA-LRTI.³⁸ There were no safety concerns as slight numerical imbalances in birth outcome lacked statistical significance (prematurity 5.7% in the RSVpreF group vs 4.7% in the placebo group and low birth weight 5.1% in the RSVpreF group vs 4.3% in the placebo group).³⁸ The mean duration between vaccination and delivery was similar between groups (57.6 and 57.9 days) and the mean GA at delivery was 39.1 weeks in both the RSVpreF vaccine and placebo groups. The numerical imbalance was only seen in UMICs⁶⁵ and some maternal risk factors (COVID-19, prior history of pre-term births, maternal adverse events and hypertensive conditions) were reported more commonly in the RSVpreF group and among those with preterm births. The strict exclusion criteria for the RSVpreF MATISSE trial, which were similar to the RSVPreF3 maternal vaccine trial, resulted in lower prematurity rates in South Africa in the study population (5%) than the general population (15%).⁶⁶ Therefore, there is a need to assess risk of prematurity after vaccination in a population with high prematurity rates. A systematic review and meta-analysis of safety results of six RCTs describing three RSV maternal vaccines (n=17 991 pregnant women immunised with RSVPreF3, RSVpreF, or RSV F Nanoparticle compared to placebo) observed a potential higher risk of preterm births in the vaccine group and further investigation of the preterm safety signal is warranted.⁶⁷ For this reason, the Pan-American Health Organization and FDA have recommended the vaccine for use later in pregnancy (32-36 WGA) than the EMA (24-36 WGA) and the regulatory bodies monitor outcomes in both maternal and infant populations in post-marketing safety studies. The WHO strategic advisory group of experts on immunisation (SAGE) will make policy recommendations on maternal vaccine use in LMICs in September 2024 (see Implementation challenges in LMICs). A phase 3 trial is ongoing in South Africa to determine the safety and immunogenicity in pregnant women with HIV (NCT06325657). A phase 2 trial showed that coadministration of RSVPreF with the Tdap (tetanus, diphtheria, and polio) vaccine during pregnancy induced statistically non-inferior immune responses to those elicited by individual vaccinations, except for the pertussis component.⁶⁸ The clinical significance of the reduced antibody response to the pertussis component is uncertain. While 31% of data from the MATISSE study originated from LMICs, the vaccine has so far received market-approval solely in HICs and UMICs (Argentina, Canada, EU, Japan, UK, and USA). The USA introduced the

maternal vaccine in the previous RSV season and Argentina introduced it for the coming season. No early experience data are available yet.

There are five protein-based vaccines in clinical development that use the F-protein as antigens. First, RSVPreF3 is in phase 2 development for immunocompromised younger adults (≥ 18 years, NCT05921903). Second and third, RSVpreF is in late-phase development for both children (2-18 years, phase 2/3, PICASSO trial, NCT05900154) and younger adults at high risk of severe RSV disease (age 18-60 years, phase 3, MONET trial, NCT05842967) with results expected end of 2024. Fourth, V306-SVLP is particle-based vaccine designed with an F-protein antigenic site II epitope-focused approach rather than the entire fusion protein. The specific IgG response elicited was not translated into the expected increase in neutralising antibody (nAb) titres against RSV-A/B in the phase 1 trial. Future modifications of the vaccine, e.g. generation of F-protein sites \emptyset and IV peptide mimetics, may improve the immunogenicity.⁶⁹ Fifth, the particle-based vaccine IVX-A12 combines stabilised RSVpreF with hMPVpreF to induce an immune response against both pathogens. The particle-based vaccine was well-tolerated and immunogenic against RSV A/B and hMPV A/B without immune interference in older adults.⁷⁰ Two subunit vaccines target other viral antigens: BARS13 and VN-0200. BARS13 is based on the RSV G-protein with cyclosporine A adjuvant to induce regulatory T cells. It was safe in a phase 1 trial and interim results of the phase 2 trial exhibited a dose- and frequency-dependent antibody response.^{71,72} VN-0200 uses VAGA-9001a as antigen with MABH-9002b adjuvant, both of which have an undefined biological background. Phase 1 results are unpublished and the phase 2 trial is expected to be completed in February 2024.

Chimeric vectors and live-attenuated vaccines

The paediatric RSV burden is highest in infants under 6 months of age, but substantial burden persists in older infants and toddlers, aged 6-24 months. There is an unmet need for protection, which can be fulfilled by chimeric live virus constructs and live-attenuated RSV vaccines (LAVs). Chimeric live virus vectors can replicate efficiently in presence of pre-existing RSV immunity, while LAVs cannot. Such vectors are ideal for boosting RSV immunity after RSV vaccination or infection but typically only express a single RSV protein. Both strategies are administered intranasally, providing a child-friendly solution for mucosal immune priming for future infections.

In the last three decades, the National Institute of Allergy and Infectious Diseases (NIAID, National Institute of Health (NIH), USA) have been dedicated to striking a delicate equilibrium between attenuation and immunogenicity within LAV formulations (figure S1). LAVs should be sufficiently attenuated to avert upper respiratory tract infections (URTIs) upon vaccination, whilst remaining resilient against reversion to wild-type, and yet immunogenic enough to confer protection upon future RSV exposure. Rational vaccine design informed by basic research has coalesced into three LAV families, each targeting distinct non-essential viral proteins, namely the M2-2, NS1, and NS2. The lead candidate RSVt (also known as SP0125, VAD0001, or RSV Δ NS2/ Δ 1313/I1314L) belongs to the Δ NS2 family. The phase 2 trial of two doses of RSVt in children between 6-18 months old showed a favourable safety profile, with transient rhinorrhoea and nasal congestion observed more frequently in vaccinees.⁷³ A robust 4-fold rise in nAb titres was observed in 62-68% of toddlers,⁷³ which is associated with protection from disease.⁷⁴ Vaccine viral shedding decreased markedly following the second vaccination suggesting immune system priming. A global phase 3 efficacy trial is underway (NCT06252285) and submission for regulatory approval is expected in 2026.⁷³ In the meantime, the lead candidate is also in a head-to-head comparison with another candidate from the Δ NS2 family (RSV 6120/ Δ NS2/1030s; NCT03916185). The two candidates of the Δ NS1 family (RSV 6120/ Δ NS1 and RSV 6120/F1/G2/ Δ NS1) are in a phase 1 head-to-head comparison trial (NCT03596801).

Five other candidates are in early phases of clinical development. PIV5/RSV, a chimeric vaccine based on live parainfluenza 5 (PIV5) encoding the RSV F antigen, is in phase 1/2a development for children aged 18-59 months. Preliminary results show no safety signals and 3-6- to 57-fold rise in nAbs over baseline in 80% of participants.⁷⁵ A phase 1 trial in older adults showed an acceptable safety profile and increased nasal RSV-specific IgA in 48% of participants.⁷⁶ RSV-MinL4.0, an LAV with four mutation in the L gene, is in phase 1 clinical development for both children and older adults (NCT04919108; NCT04295070). RSV/Flu-01E, using an attenuated influenza vector displaying the RSV F-protein, is in phase 1 clinical development for older adults (NCT05970744). Very limited information about this candidate is available in the public domain. The development of MV-012-968, an LAV with attenuated NS1, NS2 and G proteins as well as SH-protein deletion, was recently halted to review the company's strategic options despite positive results from a phase 1c trial in seronegative toddlers.⁷⁷

mRNA vaccines

mRNA-1345, leveraging the same lipid nanoparticle technology as the SARS-Cov-2 SpikeVax, aims to enhance immunogenicity by encoding for a stabilised RSV-A preF protein. The pivotal phase 2/3 trial among older adults revealed efficacy of 63.3 against RSV-LRTI with at least two symptoms and 63.0 against RSV-LRTI with at least three symptoms after extended follow-up (median 8.6 months).⁷⁸ Efficacy was consistently higher against RSV-A compared to RSV-B, potentially due to fewer cases observed in the latter subtype or due to the mRNA coding for RSV-A preF.⁷⁸ Anticipating regulatory approvals for older adults in the first half of 2024 in various countries (the USA, the EU, Switzerland, Australia, Canada, and the UK),^{79,80} ongoing trials seek to elucidate the durability of protection, revaccination strategies at both 1 and 2-year intervals, and co-formulation with seasonal influenza or SARS-CoV-2 vaccines (mRNA-1045 and mRNA-1230) in order to streamline older adult vaccination regimens (NCT05330975; NCT06060457). mRNA-1345 is also in phase 3 clinical development for high-risk younger adults (18-60 years, NCT06067230), phase 2 for pregnant women (NCT06143046) and seropositive children (NCT06097299), and phase 1 as co-formulation with mRNA encoding hMPV F-protein for seropositive children (mRNA-1365, NCT05743881).

Building upon the promising outcomes of a phase 1/2b trial with SP0256, an RSV mRNA vaccine with unknown viral antigen(s) targeted at older adults, plans were announced for a combination mRNA vaccine targeting up to three respiratory pathogens (RSV, hMPV, and PIV).⁸¹ Presently, SP0256 is undergoing evaluation in a phase 2b trial for older adults as standalone RSV vaccine (NCT06251024) and phase 1 trials for combination with hMPV (NCT06134648 and NCT06237296). The company announced a target regulatory submission in 2026.

Immunoprophylaxis with mAbs

Next generation mAbs targeting highly neutralisation-sensitive epitopes located on the RSV preF protein have been engineered with Fc mutations to extend the half-life for an entire RSV season (typically 4-5 months). Palivizumab, with limited potency and without extended half-life mutations,⁸² was the only market-approved protection against RSV for infants for nearly 25 years. At present, nirsevimab is also in use, and four more mAbs are in clinical development.

Nirsevimab (Beyfortus) targets site Ø of the RSV preF protein and has a mean half-life of 68.7 days.⁴¹ The MELODY registration trial showed an efficacy of 76.4% for MA-LRTI, 78.6% for very severe MA-LRTI and 76.8% for RSV-hospitalisations through 150 days post-dose.⁴⁰ In this trial, children followed through their second RSV season were found to remain unexposed to the theoretical risk of ERD despite sub-optimal nAb levels during this period.⁸³ The burden of disease did not shift to the second year of life as RSV events (MA-LRTI or hospitalisation) were balanced between treatment groups (1.8% in nirsevimab and 2.1% in placebo group).⁸³ Seroresponse rates to postF were similar between

nirsevimab recipients (68-69%) compared to placebo (63-70%), suggesting that the presence of nirsevimab still allows an active immune responses upon RSV exposure.⁸⁴ In the HARMONIE pragmatic trial, efficacy against RSV-hospitalisation was 83.2%.⁸⁵ More than 99% of RSV isolates from two clinical trials retained susceptibility against nirsevimab, escape variants were rare, and the binding site was highly conserved over the last 65 years.^{86,87} Nirsevimab has been market-approved in the Argentina, Australia, Brazil, Canada, Chile, China, EU, Saudi Arabia, Switzerland, United Arab Emirates, UK, and USA (Oct 2022 – December 2023) and is under review in several other countries. The demand was higher than anticipated and exceeded manufacturing capacity,⁸⁸ so some regions had to limit the use to high-risk children and other regions could not introduce at all.⁸⁹ The USA, France, Spain, Portugal, and Luxembourg had a rapid response in integrating nirsevimab into routine immunisation schedules for all children within one season of approval. Nirsevimab real-world early-effectiveness was 82.0% against RSV-hospitalisation, 86.9% against severe RSV LRTI requiring oxygen support, and 69.2% against all-cause LRTI hospitalisations in Galicia, Spain.^{42,90} The universal prophylaxis program achieved notable coverage of 91.7% for combined in seasonal and catch-up immunisation, with no severe adverse events reported among the 9408 administered doses.^{42,91} RSV-hospitalisations decreased by 89.8% compared with previous seasons (2016-2023).^{42,92} A population-based cohort study in Navarre, Spain with 92.0% coverage showed early-effectiveness of 88.7% against RSV hospitalizations.⁴³ In line with this, a post-licensure, prospective case-control study in France found real-world effectiveness against RSV hospitalisations to be 83.5%.⁴⁷ Finally, Luxembourg achieved a coverage of 84%, with a 62% decrease in RSV-hospitalisations compared with the same period the year before.⁴⁹ It is important to note that these data are from the first months after administration, when effectiveness is at its highest. Notably, the reduction in hospitalisations primarily impacted infants under 6 months (30% of admissions in 2023 vs 60% in 2022). As the amount of hospitalisations among older infants remained similar, the majority of hospitalisations is in older infants leading to an increased mean age at hospitalisation from 7.8 months to 14.4 months. The increase in age at RSV hospitalisation was also seen in France with a 75% coverage.⁹³ The real-world experiences recommend flexible appointments for parents, early negotiations to ensure supply, extensive parent education, and simple logistics for successful implementation and high coverage.⁹⁴

Clesrovimab (MK-1654) primarily targets site IV of the RSV F protein, featuring the same YTE mutation as nirsevimab to extend its half-life to 44.9 days in both preterm and term infants.⁹⁵ The site IV epitope exhibits high conservation, with more than 99.9% identity observed among over 3058 reported complete RSV F-protein sequences.⁹⁶ Two phase 3 studies are ongoing: the results of a large phase 2b/3 trial are expected in 2024 (NCT04767373) alongside a head-to-head comparison with palivizumab (NCT04938830). Clesrovimab is characterised by improved penetration into the nasal epithelial lining fluid and neutralisation *ex vivo* in a controlled human infection model (CHIM) compared to other mAbs (with nasal concentrations ranging 1.4-3.3% of serum concentrations compared to 1-2% in three other mAbs, including nirsevimab).⁹⁷ These data support the potential for improved local protection at the site of infection. The differences in pharmacokinetics between clesrovimab and nirsevimab regarding the potential of protection during the second season should be further clarified when the phase 3 trial efficacy results are available.

Three additional mAbs are currently in earlier stages of development. RSM01, a mAb against RSV preF site \emptyset with YTE mutations, is developed by Gates Medical Research Institute with a primary focus on addressing the needs of LMICs with a vaccine target price.⁹⁸ Preliminary findings from their phase 1 in healthy adults revealed an extended half-life of 79 days and a safety profile similar to placebo.⁹⁹ Modelling projections estimated that African infants aged 0-12 months may attain serum concentrations four times higher than the protective threshold 150 days after intramuscular immunisation.¹⁰⁰ Narsyn, palivizumab administered intranasally, exhibits potential for increased

accessibility and affordability due to child-friendly administration by parents, but encountered futility in the interim analysis of the phase 2b trial.¹⁰¹ Timely interim analysis prevented further waste of resources and capital. Lastly, TNM-001 is an extended half-life mAb against RSV preF with unknown target site. Little information is available in the public domain besides the neutralizing capacity of at least 30-fold higher than palivizumab.¹⁰² A phase 2/3 trial is planned but not yet recruiting (NCT06083623).

The alignment of multiple mAbs within the landscape of RSV prevention remains uncertain. Clesrovimab's anticipated registration in 2025, alongside the already approved nirsevimab, begs the question how the two mAbs will coexist. Given the supply challenges encountered in the inaugural season,⁸⁸ there could be a need for two mAb producers to meet the increased global demand. Furthermore, having several options with distinct viral epitopes may prove advantageous in case resistant mutants become predominant circulating strains under drug pressure. Global introduction of mAbs should be monitored with global genomic surveillance, such as the inclusion of RSV in the WHO Global Influenza Surveillance and Response System sentinel surveillance, to allow immediate action upon the occurrence of substantial resistance.

Vaccine strategy and implementation per target population

RSV immunisation strategies, their rationale, and implementation considerations vary among different target populations (Figure 3, see Supplement for detailed considerations). For infants, passive immunisation, either by maternal vaccines or long-acting mAbs, offers protection against severe RSV infections during the first months of life. With both strategies now available, it is important to consider their comparative advantages and implementation challenges, which are discussed in detail in the Supplement. The preferable immunisation strategy (mAbs, maternal vaccine, or combined) and implementation approach (seasonal or year-round) is country-specific, depending on RSV seasonality, costs, sociocultural preferences and healthcare infrastructure. Toddlers and primary school children are likely important drivers of RSV transmission^{116,117} but it is unclear whether paediatric RSV vaccines could indirectly protect infants and older adults. Adult RSV vaccination shows promise for protecting vulnerable individuals, yet determining the specific target group requires careful consideration, with current national guidelines ranging from vaccinating all older adults aged ≥ 60 years (age-based strategy) to targeting specific groups based on comorbidities (high-risk strategy) and higher age thresholds.¹⁰³⁻¹⁰⁵

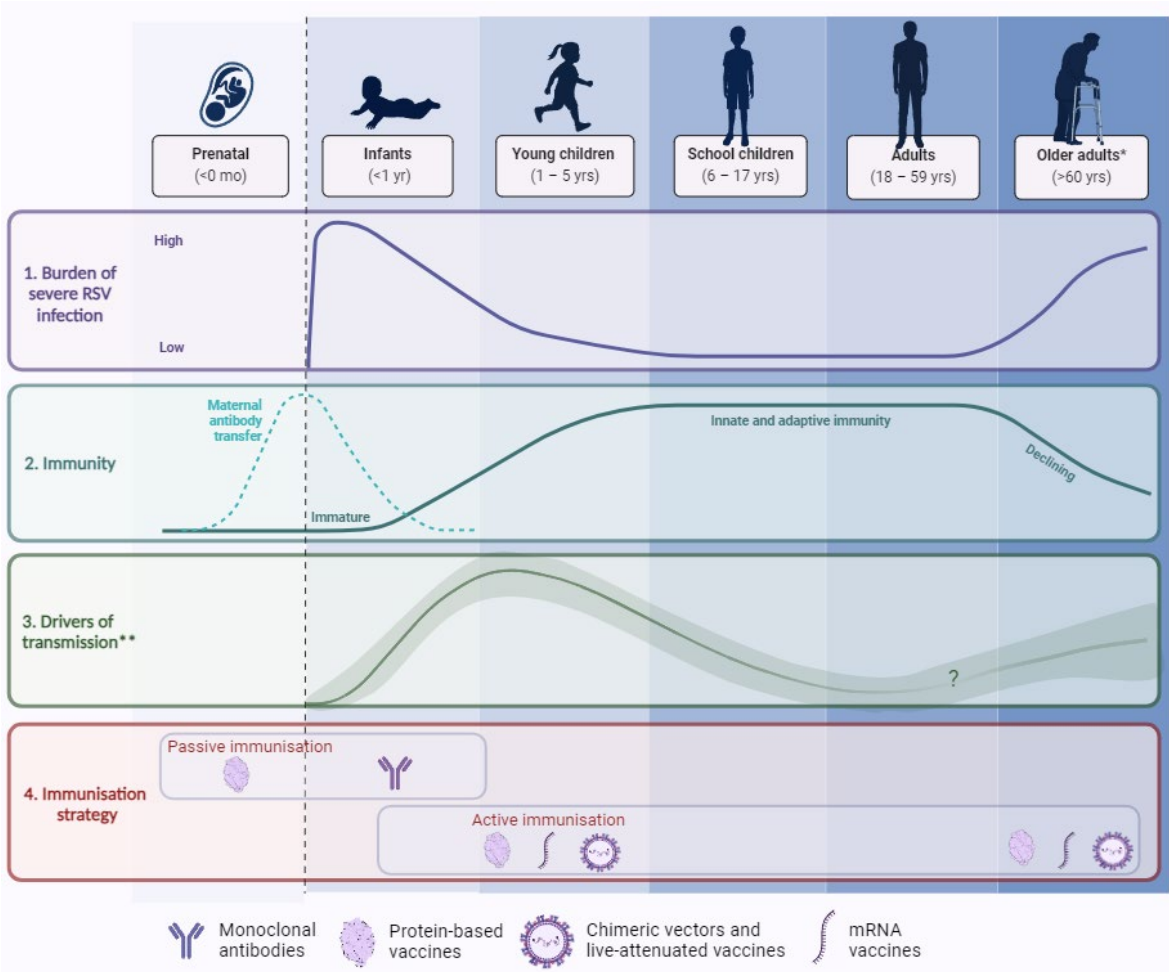
Public health impact

Cost-effectiveness of RSV immunisation is essential for country-level decision making, especially in lower-resource settings. RSV vaccination in older adults is estimated to be cost-effective in HICs.^{106,107} The two strategies available for infants can be cost-effective in HICs,¹⁰⁸⁻¹¹⁰ but in LMICs affordability remains a barrier,¹¹¹ although the clinical impact is expected to be substantially higher than in HICs. Reduction in RSV LRTI is also expected to reduce all-cause LRTI, RSV and all-cause deaths, hospital bed occupancy, oxygen and antibiotic use, recurrent LRTIs and wheezing episodes in toddlers, and generally improve lung health.^{43,112,113} The Supplement provides a more detailed discussion on public health and cost-effectiveness considerations.

Implementation considerations and challenges in LMICs

Specific implementation considerations arise in LMICs additional to the general considerations (see “Vaccine strategy and implementation per target population” and the supplemental materials), due to resource constraints, lack of RSV seasonality near the equator, limited vaccine access, and potential

Figure 3: Conceptual overview of RSV prevention strategies per target population



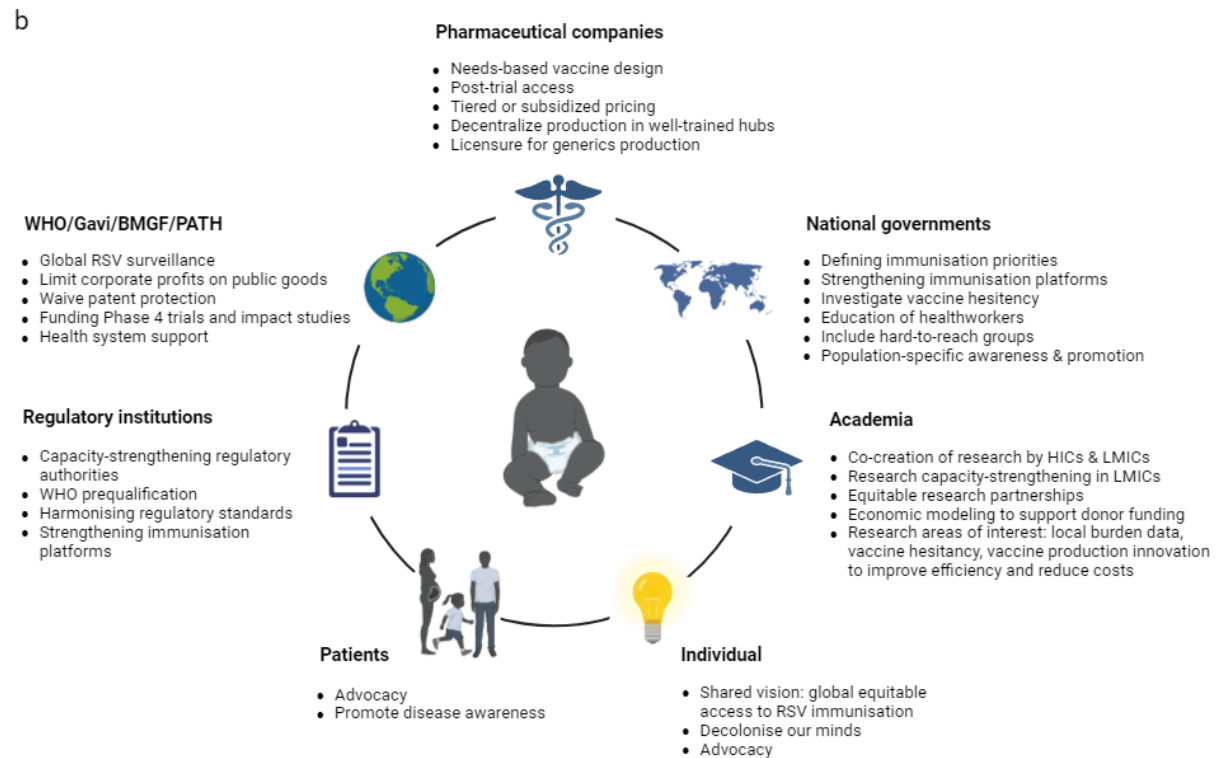
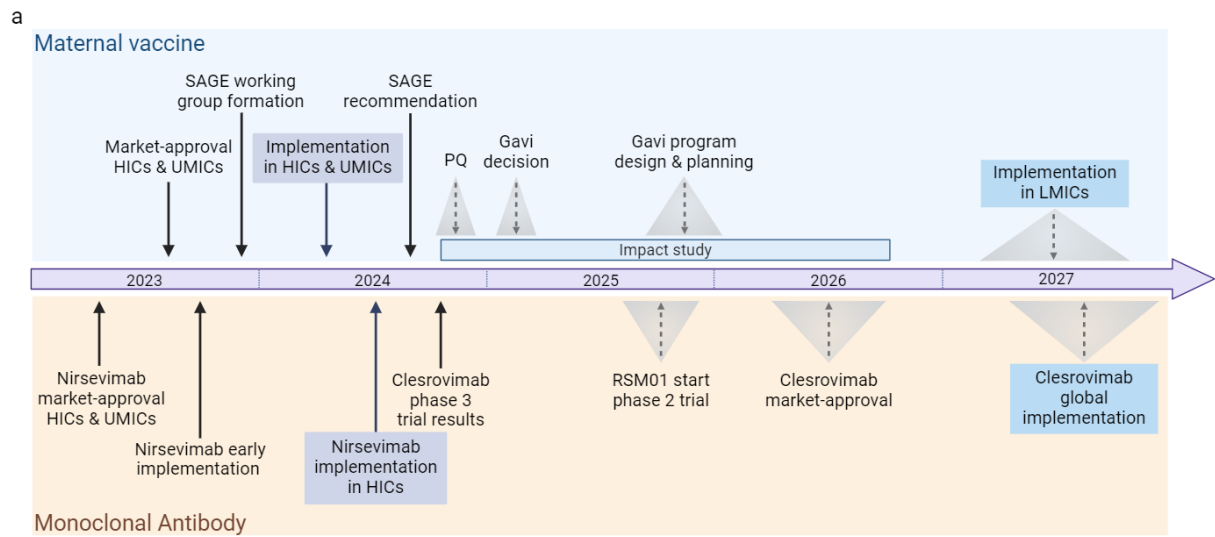
The primary target populations for RSV immunisation include infants, young children, and older and high-risk adults. Active immunization is the preferred strategy for the paediatric and adult population, whereas for infants, passive immunisation – either by monoclonal antibodies or maternal immunization during pregnancy – is the preferred approach. *Including younger adults (18-60 years) with underlying comorbidity at high risk for severe RSV infection. **Despite young children being recognized as major contributors to RSV transmission, the precise role of specific age groups in transmission remains uncertain. Also, the potential impact of vaccines targeting young children on RSV transmission and their indirect protective effect on infants and high-risk and older adults is yet unknown.

impact of more prevalent maternal comorbidities (such as HIV and malaria) unaddressed in clinical trials. Maternal vaccines are most likely to be accessible due to pricing, although maternal vaccination programs may not be well-established in all LMICs. The relatively high prevalence of preterm births as well as HIV and malaria during pregnancy may affect maternal vaccination efficacy or duration of protection. The numerical imbalances in preterm births observed with RSVpreF and RSVPreF3 were limited to UMICs, necessitating further evaluation in LMICs and likely delaying introduction in these settings potentially with initial use limited to later GA, which has a major impact on feasibility due to challenges to assess GA in LMICs. Recent modelling showed that vaccination at 24 weeks GA could prevent 94% of in-hospital RSV mortality among infants under 6 months, while delaying it to 32 weeks GA could prevent 82% of RSV deaths.¹¹⁴ The potential safety issues need to be carefully balanced with the potential reduction in the number of deaths achieved by vaccinating mothers relatively early in pregnancy using formal risk-benefit analysis. While the high burden of RSV in LMICs favours cost-effective interventions, pricing remains a critical factor in implementation strategy for both mAbs and maternal vaccination. Seasonal approaches are cheaper as less product is used, but year-round

immunisation with either mAb or maternal vaccination might be more achievable in countries with weaker health care systems. In the end, cost and cost-effectiveness are likely to drive implementation strategy.

There is a high risk of an RSV vaccine gap between HICs and LMICs of several years (Figure 4a), further increasing the already existing gap in disease burden. Stakeholders such as pharmaceutical companies, Gavi, the WHO, the Bill & Melinda Gates Foundation (BMGF), PATH, regulatory and academic institutions, countries, healthcare providers, families, patients, and other relevant healthcare stakeholders can take steps to ensure RSV vaccine equity and overcome implementation challenges in LMICs (Figure 4b). First, many LMICs have variable and prolonged regulatory pathways. Recognizing this, the SAGE RSV working group evaluates available evidence to inform SAGE in making recommendations for LMICs, given that pivotal clinical trials may not always provide sufficient evidence for decision-making in LMICs. The SAGE recommendations expected in September 2024 will be crucial for Gavi support for RSV vaccines. In parallel, SAGE is undertaking a real-world (i.e. few exclusion criteria) impact study in 3-4 LMICs to better understand the effectiveness and impact of the maternal vaccine against RSV and all-cause LRTI and hospitalisation as well as safety, including risk of preterm births. The proposed study is anticipated to start in late 2024, will include two RSV seasons, and its results will be highly relevant to LMIC policy makers, although the trial might also delay vaccine introduction. However, SAGE should broaden their recommendations and impact trial to include mAbs for LMICs to increase the imperative to reduce mAb pricing and thus reduce global inequity. Second, vaccine pricing is prohibitively high for LMICs. Efforts to introduce clesrovimab beyond HICs and develop RSM01 specifically for LMICs at vaccine-like pricing offer promise in the future,^{20,98} but high production costs prove difficult to keep prices to the level needed for global access, necessitating innovations to enhance production efficiency and lower costs for mAbs.⁹⁸ Gavi support is indispensable to ensure global accessibility of RSV prevention. Therefore, RSV vaccination was added to the vaccine investment strategy 5.0 (2021-2025). The SAGE recommendations will be crucial to develop a refined investment case for Gavi board decisions and program design. Ways to keep pricing down for LMICs include licensure for generics-production, variable pricing mechanisms, and patent pooling. Third, RSV immunisation products would ideally be co-administered with other vaccines to reduce the strain on the healthcare system. However, no data are available on the safety and immunogenicity of coadministration of RSV mAbs with the BCG vaccine at birth. Nonetheless, based on the mechanism of action and experience with palivizumab, nirsevimab is not expected to interfere with the immune response to other vaccines.¹¹⁵ To date, insufficient data exist on the RSV maternal vaccine administered with the tetanus and pertussis vaccines. Fourth, LMICs experience competing immunisation priorities: not only are there new vaccines against major pathogens like malaria, but there is also a push to increase uptake of underutilised existing vaccines, like measles, inactivated polio, and HPV. Fifth, inequity in immunisation within LMICs is already a major challenge, particularly affecting hard-to-reach populations, including those residing in remote rural areas, urban poor communities, conflict-affected regions, and facing religion and gender-related barriers. Strengthening of immunisation platforms within countries to include all children and adults might be of higher priority to policy makers. Sixth, lack of RSV awareness among both healthcare policymakers, healthcare providers, and the population in LMICs is a significant barrier to overcome for successful vaccine implementation. Engagement to build political will is critical to maximise vaccination uptake as lack of RSV awareness among policy makers could lead to negative decisions regardless of SAGE recommendations. The RSV Roadshow was created by the WHO and PATH as a communications toolkit to advance the RSV prevention conversation to support global, regional, and country decision-making around RSV prevention, policy, and implementation preparedness (link to slide decks: <https://www.path.org/who-we-are/programs/center-for-vaccine-innovation-and-access/on-the-verge-of-rsv-disease-prevention/>). The WHO also generates

Figure 4: The road to global access for infant RSV immunisation



a | Projected timeline for global access to RSV prevention for infants with planned (solid arrows) and projected (dashed arrows with uncertainty area) key actions. The WHO SAGE working group was formed in December 2023¹¹⁶ to support the WHO SAGE in drafting policy recommendations for RSV prevention in LMICs with a focus on maternal vaccination.¹¹⁷ Depending on the outcome of SAGE recommendations, it is uncertain if or when following steps will take place. In case of positive SAGE recommendations as well as WHO prequalification, Gavi might decide to include RSV prevention in their portfolio allowing global access in 2027,¹¹⁸ three years after HICs and UMICs.^{119,120} If mAbs are not included in the SAGE recommendations, inequitable access to highly effective and safe RSV prevention will remain. Although clesrovimab and RSM01 are dedicated for global affordability, the lag in clinical development delays access in LMICs until at least 2027: it will take at least two years to obtain market approval after the end of the clesrovimab phase 3 trial (NCT04767373) in 2024 and another year is estimated to be required to achieve global access. **b** | Key actions per stakeholder needed for equitable global access to RSV prevention. Abbreviations: BMGF=the Bill & Melinda Gates Foundation. Gavi=the Global Alliance for Vaccines and Immunisation. HICs=High income countries. LMICs=Low- and middle-income countries. PATH=Centre for vaccine innovation and access. PQ=WHO prequalification. SAGE=Strategic Advisory Group of Experts on Immunisation. UMICs=Upper middle income countries. WHO=World Health Organisation.

country-specific burden data through their global surveillance data generation and packaging of existing global RSV data to inform country-level decisions. The perspective of healthcare workers are crucial for successful vaccine acceptance,¹²¹ so their education in RSV burden and vaccines could prove beneficial in vaccine uptake. In addition, promoting awareness and understanding of RSV among the general population in LMICs, along with improving overall health literacy, will likely be important for successful uptake of immunizations when available. All in all, above barriers including low awareness, lack of country specific burden data, and cost of products preclude the successful delivery of RSV vaccines in LMICs. The crude birth rates in LICs are 3-5x higher than in HICs, highlighting the necessity of rapid access to RSV prevention in LMICs.¹²²

Panel. Future RSV vaccine and mAb landscape research priorities

- RSV transmission
- Necessity and optimal timing for booster vaccination
- Co-vaccination strategies
- Safety of maternal vaccination in LMICs
- Additional real-world effectiveness data
- RSV genetic surveillance for viral resistance
- LMIC cost-effectiveness data, also driven by out-of-hospital mortality
- Definitive correlate-of-protection
- Impact of vaccination on long-term sequelae, antibiotic use, and microbiome
- Burden of RSV in older adult population
- Tools to increase RSV awareness and vaccine acceptance

Discussion

For the first time since the virus' discovery in 1956 and the tragic results of the first RSV vaccine trial in 1965, we now have effective RSV immunizations for infants and older adults in HICs. However, there is a high risk of years of vaccine gap between HICs and LMICs and urgent action is needed for global access to RSV vaccines. Thirty RSV vaccine candidates are still in development, including an LAV in phase 3 for toddlers.

Remaining knowledge gaps in the RSV vaccine landscape include the long-term RSV vaccine impact on early LRTI-induced wheeze and lung health at later ages (Panel 2). Real-world effectiveness data is currently limited to first experiences with nirsevimab in high-income countries. However, as additional data emerges in the coming years, across various strategies and settings, there is potential for insightful comparisons of real-world implementation, uptake, and effectiveness. As RSV has been associated with both viral and bacterial LRTIs, the protective aspect could be broader than generally anticipated. Moreover, as nasal commensals protect against severe infection via immunomodulatory properties,^{123,124} we should investigate how the commensal flora can be leveraged to increase vaccine impact. Although it is most effective to reduce the high RSV burden in infants and older adults using direct immunisation, it is uncertain if the transmission chain could be broken by reducing RSV in toddlers and school-going children. The cost-effectiveness of toddler and school-going children vaccination is unknown and would be incremental on prior maternal or infant immunisation. Finally, the potential impact of the introduction of RSV immunisation on the circulation patterns of other respiratory virus infections remains to be elucidated.

To conclude, the RSV vaccine and mAb landscape has come a long way since the first vaccine attempts with FI-RSV in the 1960s. We can reduce the economic and clinical RSV burden in infants and older

adults in HICs and major collaborative efforts need to be urgently undertaken to minimise the RSV vaccine gap to LMICs.

Contributors

All authors contributed to the review and editing of the manuscript. JT contributed to the conceptualization, original draft writing, data curation, and visualisation of the review. SFH contributed to the data curation, visualisation, and original draft writing. YNL contributed to data curation and visualisation. LRN contributed to visualisation. NIM contributed to the conceptualization, data curation, and supervision of the review.

Funding

Dutch Lung Foundation (Project 5.2.20.020).

Declarations of interest

JT and NIM have received support for attending meetings and/or travel from the ResViNET Foundation. UMC Utrecht has received grants from AbbVie, AstraZeneca, The Bill & Melinda Gates Foundation, the Dutch Lung Foundation, The Gates Medical Research Institute, GSK, Janssen, MedImmune, MeMed, Merck, Novavax, Pfizer, and Sanofi; has received payment or honoraria for lectures, presentations, speakers bureaus, manuscript writing or educational events from AbbVie, Ablynx, AstraZeneca, Bavaria Nordic, GSK, Janssen, MabXience, MedImmune, MEDtalks, Merck, Moderna, Novavax, Pfizer, Sanofi and Virology Education. LB is founding chairman of the ReSViNET Foundation. UJB was supported by the Division of Intramural Research of the National Institute of Allergy and Infectious Diseases, National Institute of Health and is named as an inventor on patents on live-attenuated RSV, with royalties paid to the National Institute of Health by Sanofi Pasteur. AC has received grants from The Bill & Melinda Gates Foundation and World Health Organization. CC has received grants from Sanofi Pasteur, the Centers for Disease Control and Prevention, The Bill & Melinda Gates Foundation, and the Taks Force for Global Health. RD has received grants from Pfizer, Merck, MedImmune and AstraZeneca; has received consulting fees from Pfizer, Merck and GSK; has received payment or honoraria for lectures, presentations, speakers bureaus, manuscript writing or educational events from Pfizer, Merck, Sanofi Pasteur, GSK, MedImmune and AstraZeneca; and has participated on a Data Safety Monitoring Board or Advisory Board for Pfizer, Merck and GSK. BSG is named as an inventor on patents for RSV vaccines and mABS, and has received royalties from the National Institute of Health; and has received consulting fees from GSK, Pfizer, AstraZeneca, Sanofi Pasteur and ExeVir. RAK has received grants from the National Institute of Health and Sanofi Pasteur. YL has received grants from GSK, Merck and the World Health Organization; has received consulting fees from Pfizer and the World Health Organization; has received payment or honoraria for lectures, presentations, speakers bureaus, manuscript writing or educational events from Pfizer; and has received support for attending meetings and/or travel from Pfizer. AP has received grants from The Bill & Melinda Gates Foundation, Wellcome, Cepi, the Medical Research Council, the National Institute for Health and Care Research, AstraZeneca, the European Commission and the Serum Institute of India; has received royalties from AstraZeneca for the development of COVID-19 vaccines; has received consulting fees from Shionogi; is chair of the Joint Committee on Vaccination and Immunization of the Department of Health and Social Care; and has been member of the Strategic Advisory Group of Experts on Immunization of the World Health Organization. Other authors have nothing to declare.

Acknowledgements

We would like to thank Isabelle van Lotringen, Manon van der Werff, and Milan Verrijn-Stuart (Department of Paediatric Infectious Diseases and Immunology, Wilhelmina Children's Hospital, University Medical Center Utrecht, Utrecht, Netherlands) for their excellent assistance in data collection.

References

1. Lozano R, Naghavi M, Foreman K, et al. Global and regional mortality from 235 causes of death for 20 age groups in 1990 and 2010: a systematic analysis for the Global Burden of Disease Study 2010. *Lancet* 2012; **380**(9859): 2095-128.
2. Li Y, Wang X, Blau DM, et al. Global, regional, and national disease burden estimates of acute lower respiratory infections due to respiratory syncytial virus in children younger than 5 years in 2019: a systematic analysis. *Lancet* 2022; **399**(10340): 2047-64.
3. Wildenbeest JG, Billard MN, Zuurbier RP, et al. The burden of respiratory syncytial virus in healthy term-born infants in Europe: a prospective birth cohort study. *Lancet Respir Med* 2022.
4. Wang X, Li Y, Shi T, et al. Global disease burden of and risk factors for acute lower respiratory infections caused by respiratory syncytial virus in preterm infants and young children in 2019: a systematic review and meta-analysis of aggregated and individual participant data. *Lancet* 2024.
5. Zheng Z, Warren JL, Shapiro ED, Pitzer VE, Weinberger DM. Estimated incidence of respiratory hospitalizations attributable to RSV infections across age and socioeconomic groups. *Pneumonia (Nathan)* 2022; **14**(1): 6.
6. Caballero MT, Bianchi AM, Nuno A, et al. Mortality Associated With Acute Respiratory Infections Among Children at Home. *J Infect Dis* 2019; **219**(3): 358-64.
7. Vartiainen P, Jukarainen S, Rhedin SA, et al. Risk factors for severe respiratory syncytial virus infection during the first year of life: development and validation of a clinical prediction model. *Lancet Digit Health* 2023; **5**(11): e821-e30.
8. Hall CB, Weinberg GA, Blumkin AK, et al. Respiratory syncytial virus-associated hospitalizations among children less than 24 months of age. *Pediatrics* 2013; **132**(2): e341-8.
9. Falsey AR, Hennessey PA, Formica MA, Cox C, Walsh EE. Respiratory syncytial virus infection in elderly and high-risk adults. *N Engl J Med* 2005; **352**(17): 1749-59.
10. Li Y, Kulkarni D, Begier E, et al. Adjusting for Case Under-Ascertainment in Estimating RSV Hospitalisation Burden of Older Adults in High-Income Countries: a Systematic Review and Modelling Study. *Infect Dis Ther* 2023; **12**(4): 1137-49.
11. Savic M, Penders Y, Shi T, Branche A, Pircon JY. Respiratory syncytial virus disease burden in adults aged 60 years and older in high-income countries: A systematic literature review and meta-analysis. *Influenza Other Respir Viruses* 2023; **17**(1): e13031.
12. McLaughlin JM, Khan F, Begier E, Swerdlow DL, Jodar L, Falsey AR. Rates of Medically Attended RSV Among US Adults: A Systematic Review and Meta-analysis. *Open Forum Infect Dis* 2022; **9**(7): ofac300.
13. Kim HW, Canchola JG, Brandt CD, et al. Respiratory syncytial virus disease in infants despite prior administration of antigenic inactivated vaccine. *Am J Epidemiol* 1969; **89**(4): 422-34.
14. Schulson M. For a Pivotal Vaccine: Trial, error, and Two Young Lives 2023. <https://undark.org/2023/10/09/rsv-vaccine-children-trials/> (accessed March 20, 2024).
15. Killikelly AM, Kanekiyo M, Graham BS. Pre-fusion F is absent on the surface of formalin-inactivated respiratory syncytial virus. *Sci Rep* 2016; **6**: 34108.
16. Knudson CJ, Hartwig SM, Meyerholz DK, Varga SM. RSV vaccine-enhanced disease is orchestrated by the combined actions of distinct CD4 T cell subsets. *PLoS Pathog* 2015; **11**(3): e1004757.
17. IMPact-group. Palivizumab, a Humanized Respiratory Syncytial Virus Monoclonal Antibody, Reduces Hospitalization From Respiratory Syncytial Virus Infection in High-risk Infants. *Pediatrics* 1998; **102**(3): 531-7.
18. McLellan JS, Chen M, Leung S, et al. Structure of RSV fusion glycoprotein trimer bound to a prefusion-specific neutralizing antibody. *Science* 2013; **340**(6136): 1113-7.
19. McLellan JS, Chen M, Joyce MG, et al. Structure-based design of a fusion glycoprotein vaccine for respiratory syncytial virus. *Science* 2013; **342**(6158): 592-8.
20. Mazur NI, Terstappen J, Baral R, et al. Respiratory syncytial virus prevention within reach: the vaccine and monoclonal antibody landscape. *Lancet Infect Dis* 2023; **23**(1): e2-e21.

21. Langley JM, MacDonald LD, Weir GM, et al. A Respiratory Syncytial Virus Vaccine Based on the Small Hydrophobic Protein Ectodomain Presented With a Novel Lipid-Based Formulation Is Highly Immunogenic and Safe in Adults: A First-in-Humans Study. *J Infect Dis* 2018; **218**(3): 378-87.
22. Ruckwardt TJ, Morabito KM, Phung E, et al. Safety, tolerability, and immunogenicity of the respiratory syncytial virus prefusion F subunit vaccine DS-Cav1: a phase 1, randomised, open-label, dose-escalation clinical trial. *Lancet Respir Med* 2021; **9**(10): 1111-20.
23. Verdijk P, van der Plas JL, van Brummelen EMJ, et al. First-in-human administration of a live-attenuated RSV vaccine lacking the G-protein assessing safety, tolerability, shedding and immunogenicity: a randomized controlled trial. *Vaccine* 2020; **38**(39): 6088-95.
24. Marcandalli J, Fiala B, Ols S, et al. Induction of Potent Neutralizing Antibody Responses by a Designed Protein Nanoparticle Vaccine for Respiratory Syncytial Virus. *Cell* 2019; **176**(6): 1420-31 e17.
25. Falsey AR, Williams K, Gymnopoulou E, et al. Efficacy and Safety of an Ad26.RSV.preF-RSV preF Protein Vaccine in Older Adults. *N Engl J Med* 2023; **388**(7): 609-20.
26. Stuart ASV, Virta M, Williams K, et al. Phase 1/2a Safety and Immunogenicity of an Adenovirus 26 Vector Respiratory Syncytial Virus (RSV) Vaccine Encoding Prefusion F in Adults 18-50 Years and RSV-Seropositive Children 12-24 Months. *J Infect Dis* 2022; **227**(1): 71-82.
27. Jordan E, Kabir G, Schultz S, et al. Reduced Respiratory Syncytial Virus Load, Symptoms, and Infections: A Human Challenge Trial of MVA-BN-RSV Vaccine. *J Infect Dis* 2023; **228**(8): 999-1011.
28. Abarca K, Rey-Jurado E, Munoz-Durango N, et al. Safety and immunogenicity evaluation of recombinant BCG vaccine against respiratory syncytial virus in a randomized, double-blind, placebo-controlled phase I clinical trial. *EClinicalMedicine* 2020; **27**: 100517.
29. Wiegand MA, Gori-Savellini G, Gandolfo C, et al. A Respiratory Syncytial Virus Vaccine Vected by a Stable Chimeric and Replication-Deficient Sendai Virus Protects Mice without Inducing Enhanced Disease. *J Virol* 2017; **91**(10).
30. Dieussaert I, Hyung Kim J, Luik S, et al. RSV Prefusion F Protein-Based Maternal Vaccine - Preterm Birth and Other Outcomes. *N Engl J Med* 2024; **390**(11): 1009-21.
31. PATH. RSV Vaccine and mAb Snapshot. 2024.
32. PATH. RSV Clinical Trial Tracker. 2024.
33. Papi A, Ison MG, Langley JM, et al. Respiratory Syncytial Virus Prefusion F Protein Vaccine in Older Adults. *N Engl J Med* 2023; **388**(7): 595-608.
34. Surie D. Effectiveness of adult respiratory syncytial virus (RSV) vaccines, 2023–2024. ACIP 2024 Presentation; 2024.
35. CDC. Weekly Respiratory Syncytial Virus (RSV) Vaccination Dashboard. May 22, 2024 2024. <https://www.cdc.gov/vaccines/imz-managers/coverage/rsvvaxview/index.html> (accessed July 8, 2024).
36. Walsh EE, Perez Marc G, Zareba AM, et al. Efficacy and Safety of a Bivalent RSV Prefusion F Vaccine in Older Adults. *N Engl J Med* 2023; **388**(16): 1465-77.
37. Pérez Marc G, Llapur CJ, Mikati T, et al. Updated Safety Profile of Bivalent RSV Prefusion F in Phase 3 Trial The RSV Vaccine Efficacy Study in Older Adults Immunized Against RSV Disease (RENOIR). RSVVW'24 Abstract Booklet + Poster; 2024.
38. Munjal I, Pahud BA, Madhi SA, et al. Protection Against Infant Illness with a Bivalent RSVpreV Vaccine in Pregnancy: Final Analysis. RSVVW'24 Presentation; 2024.
39. Kampmann B, Madhi SA, Munjal I, et al. Bivalent Prefusion F Vaccine in Pregnancy to Prevent RSV Illness in Infants. *N Engl J Med* 2023; **388**(16): 1451-64.
40. Muller WJ, Madhi SA, Seoane Nunez B, et al. Nirsevimab for Prevention of RSV in Term and Late-Preterm Infants. *N Engl J Med* 2023; **388**(16): 1533-4.
41. Hammitt LL, Dagan R, Yuan Y, et al. Nirsevimab for Prevention of RSV in Healthy Late-Preterm and Term Infants. *N Engl J Med* 2022; **386**(9): 837-46.
42. Ares-Gomez S, Mallah N, Santiago-Perez MI, et al. Effectiveness and impact of universal prophylaxis with nirsevimab in infants against hospitalisation for respiratory syncytial virus in Galicia, Spain: initial results of a population-based longitudinal study. *Lancet Infect Dis* 2024.

43. Ezpeleta G, Navascues A, Viguria N, et al. Effectiveness of Nirsevimab Immunoprophylaxis Administered at Birth to Prevent Infant Hospitalisation for Respiratory Syncytial Virus Infection: A Population-Based Cohort Study. *Vaccines (Basel)* 2024; **12**(4).
44. Lopez-Lacort M, Munoz-Quiles C, Mira-Iglesias A, et al. Early estimates of nirsevimab immunoprophylaxis effectiveness against hospital admission for respiratory syncytial virus lower respiratory tract infections in infants, Spain, October 2023 to January 2024. *Euro Surveill* 2024; **29**(6).
45. Estrella-Porter P, Blanco-Calvo C, Lameiras-Azevedo AS, et al. Effectiveness of nirsevimab introduction against respiratory syncytial virus in the Valencian Community: A preliminary assessment. *Vaccine* 2024.
46. Aguera M, Soler-Garcia A, Alexandre C, et al. Nirsevimab immunization's real-world effectiveness in preventing severe bronchiolitis: A test-negative case-control study. *Pediatr Allergy Immunol* 2024; **35**(6): e14175.
47. Assad ZR, A.S.; Aupiais, C.; Shum, M; Schrimpf, C.; Lorrot, M.; Corvol, H.; Ferrandiz, C.; Anna, G.; Valltuille, Z.; Bendavid, M.; Cohen, J.; Toubiana, J.; De Pontual, L.; Levy, M.; See, P.; Cohen, R.; Levy, C.; Angoulvant, F.; Lenglard, L.; Biran, V.; Durmeyer, X.; Labouret, G.; Casanovas, N.; Hallak, B.; Marechal, O.; Jung, C.; Brehin, C.; Ouldali, N.;. Nirsevimab and hospitalization for RSV bronchiolitis, a post-licensure matched case-control study. *ESPID* 2024. Copenhagen, Denmark; 2024.
48. Paireau J, Durand C, Raimbault S, et al. Nirsevimab Effectiveness Against Cases of Respiratory Syncytial Virus Bronchiolitis Hospitalised in Paediatric Intensive Care Units in France, September 2023-January 2024. *Influenza Other Respir Viruses* 2024; **18**(6): e13311.
49. Ernst C, Bejko D, Gaasch L, et al. Impact of nirsevimab prophylaxis on paediatric respiratory syncytial virus (RSV)-related hospitalisations during the initial 2023/24 season in Luxembourg. *Euro Surveill* 2024; **29**(4).
50. Consolati A, Farinelli M, Serravalle P, et al. Safety and Efficacy of Nirsevimab in a Universal Prevention Program of Respiratory Syncytial Virus Bronchiolitis in Newborns and Infants in the First Year of Life in the Valle d'Aosta Region, Italy, in the 2023-2024 Epidemic Season. *Vaccines (Basel)* 2024; **12**(5).
51. Moline HL, Tannis A, Toepfer AP, et al. Early Estimate of Nirsevimab Effectiveness for Prevention of Respiratory Syncytial Virus-Associated Hospitalization Among Infants Entering Their First Respiratory Syncytial Virus Season - New Vaccine Surveillance Network, October 2023-February 2024. *MMWR Morb Mortal Wkly Rep* 2024; **73**(9): 209-14.
52. Joyce MG, McLellan JS, Stewart-Jones GBE, et al. Crystal Structure of Prefusion-stabilized RSV F Variant DS-Cav1 at pH 5.5: pbd4MMU. <https://www.rcsb.org/structure/4MMU>; 2013.
53. McLellan JS, Yang Y, Graham BS, Kwong PD. Structure of respiratory syncytial virus fusion glycoprotein in the postfusion conformation reveals preservation of neutralizing epitopes. *J Virol* 2011; **85**(15): 7788-96.
54. McLellan JS, Yongping Y, Graham BS, Kwong PD. Structure of the RSV F protein in the post-fusion conformation: pbd3RRT. <https://www.rcsb.org/structure/3RRT>; 2011.
55. GlaxoSmithKline. Arexvy, INN-Respiratory Syncytial Virus (RSV) vaccine (recombinant, adjuvanted). Annex I: summary of product characteristics. European Medicines Agency; 2023.
56. Ison MG, Papi A, Athan E, et al. Efficacy and safety of respiratory syncytial virus prefusion F protein vaccine (RSVPreF3 OA) in older adults over 2 RSV seasons. *Clin Infect Dis* 2024.
57. Feldman RG, Antonelli-Incalzi R, Steenackers K, et al. Respiratory Syncytial Virus Prefusion F Protein Vaccine Is Efficacious in Older Adults With Underlying Medical Conditions. *Clin Infect Dis* 2024; **78**(1): 202-9.
58. Molnar D, La EM, Verelst F, et al. Public Health Impact of the Adjuvanted RSVPreF3 Vaccine for Respiratory Syncytial Virus Prevention Among Older Adults in the United States. *Infect Dis Ther* 2024.
59. Gerber S. AREXVY (Adjuvanted RSVPreF3) 2-Year Update. ACIP 2024 presentation; 2024.
60. Ferguson M, Schwarz TF, Núñez SA, et al. Respiratory syncytial virus prefusion F protein vaccine (RSVPreF3 OA) is immunogenic and well-tolerated in adults 50-59 years, including adults at increased risk for RSV disease. RSVVW'24 Abstract Booklet + Poster; 2024.

61. Chandler R, Montenegro N, Llorach C, et al. Immunogenicity, Reactogenicity, and Safety of AS01E-Adjuvanted RSV Prefusion F Protein-based Candidate Vaccine (RSVPreF3 OA) When Co-administered With a Seasonal Quadrivalent Influenza Vaccine in Older Adults: Results of a Phase 3, Open-Label, Randomized Controlled Trial. *Clin Infect Dis* 2024.
62. GSK. RSV PreF3 OA. Vaccines and Related Biologics Advisory Committee: FDA; 2023.
63. Walsh EE, Falsey AR, Patton M, et al. Efficacy of a Bivalent RSVpreF Vaccine in Older Adults Beyond a First RSV Season. RSVVW'24 Abstract Booklet + Poster: ReSViNET Foundation; 2024.
64. Athan E, Baber J, Quan K, et al. Safety and Immunogenicity of Bivalent RSVpreF Vaccine Coadministered with Seasonal Inactivated Influenza Vaccine in Older Adults. *Clin Infect Dis* 2023.
65. FDA. Respiratory syncytial virus stabilized bivalent prefusion F subunit vaccine (RSVpreF/Abrysvo). Briefing document for vaccines and related biological products advisory - Committee meeting 18 May 2023; 2023.
66. Health commemorates World Prematurity Awareness Month. November 21, 2023. <https://www.gov.za/news/media-advisories/government-activities/health-commemorates-world-prematurity-awareness-month#:~:text=In%20South%20Africa%2C%20an%20average,births%20are%20born%20prematurely%20annually>. (accessed March 25, 2024).
67. Phijffer EW, de Bruin O, Ahmadizar F, et al. Respiratory syncytial virus vaccination during pregnancy for improving infant outcomes. *Cochrane Database Syst Rev* 2024; **5**: CD015134.
68. Peterson JT, Zareba AM, Fitz-Patrick D, et al. Safety and Immunogenicity of a Respiratory Syncytial Virus Prefusion F Vaccine When Coadministered With a Tetanus, Diphtheria, and Acellular Pertussis Vaccine. *J Infect Dis* 2022; **225**(12): 2077-86.
69. Leroux-Roels I, Bruhwiler J, Stergiou L, et al. Double-Blind, Placebo-Controlled, Dose-Escalating Study Evaluating the Safety and Immunogenicity of an Epitope-Specific Chemically Defined Nanoparticle RSV Vaccine. *Vaccines (Basel)* 2023; **11**(2).
70. Shapiro C, Sánchez-Crespo N, Uribe E, et al. Safety and Immunogenicity of a RSV and hMPV Bivalent Virus-like Particle Protein Subunit Vaccines in Older Adults: Interim Results of a First-In-Human Phase 1 Clinical Trial. RSVVW'24 Presentation: ReSViNET Foundation; 2024.
71. Cheng X, Zhao G, Dong A, et al. A First-in-Human Trial to Evaluate the Safety and Immunogenicity of a G Protein-Based Recombinant Respiratory Syncytial Virus Vaccine in Healthy Adults 18-45 Years of Age. *Vaccines (Basel)* 2023; **11**(5).
72. Zhang L, Zhao G, Cheng X, et al. A Phase 2 random, double-blind, placebo-controlled study of the safety and immunogenicity of a recombinant G protein-based respiratory syncytial virus vaccine in healthy older adults. *MedRxiv* 2023.
73. Idoko OT, Vargas SL, Bueso A, et al. Live-attenuated Respiratory Syncytial Virus Vaccine for the Prevention of RSV Disease is Safe and Immunogenic in 6- to 18-month-old North and South American Children. RSVVW'24 Abstract Booklet + Poster + Presentation: ReSViNET Foundation; 2024.
74. Karron RA, Atwell JE, McFarland EJ, et al. Live-attenuated Vaccines Prevent Respiratory Syncytial Virus-associated Illness in Young Children. *Am J Respir Crit Care Med* 2021; **203**(5): 594-603.
75. BLB. Blue Lake Biotechnology reports positive interim clinical data in children for its RSV vaccine candidate. March 21, 2024. <https://www.bluelakebiotechnology.com/news/blue-lake-biotechnology-reports-positive-interim-clinical-data-innbspchildren-for-its-rsv-vaccine-candidatenbsp> (accessed April 29, 2024).
76. Spearman P, Jin H, Knopp K, et al. Intranasal parainfluenza virus type 5 (PIV5)-vectored RSV vaccine is safe and immunogenic in healthy adults in a phase 1 clinical study. *Sci Adv* 2023; **9**(43): eadj7611.
77. Masson G. Meissa Vaccines' future in limbo due to current fundraising climate: CEO. March 5, 2024. <https://www.fiercebiotech.com/biotech/meissa-vaccines-future-limbo-due-current-fundraising-climate-ceo> (accessed April 29, 2024).
78. Wilson E, Goswami D, Doreski PA, et al. Efficacy and Safety of mRNA-1345, an RSV Vaccine, in Older Adults: Results Through > 6 months of Follow-up. RSVVW'24 Abstract Booklet; 2024. p. 88-9.

79. Moderna. Moderna Provides Business and Pipeline Updates at 42nd Annual J.P. Morgan Healthcare Conference. January 8, 2024 2024. <https://investors.modernatx.com/news/news-details/2024/Moderna-Provides-Business-and-Pipeline-Updates-at-42nd-Annual-J.P.-Morgan-Healthcare-Conference/default.aspx> (accessed February 27, 2024).
80. Moderna. Moderna Expands the Field of mRNA Medicine with Positive Clinical Results Across Cancer, Rare Disease, and Infectious Disease. September 13, 2023 2023. <https://investors.modernatx.com/news/news-details/2023/Moderna-Expands-the-Field-of-mRNA-Medicine-with-Positive-Clinical-Results-Across-Cancer-Rare-Disease-and-Infectious-Disease/default.aspx> (accessed March 22, 2024).
81. Sanofi. Innovation to drive sustainable growth in Vaccines. Vaccines Investor Event; 2023.
82. Johnson S, Oliver C, Prince GA, et al. Development of a humanized monoclonal antibody (MEDI-493) with potent in vitro and in vivo activity against respiratory syncytial virus. *J Infect Dis* 1997; **176**(5): 1215-24.
83. Dagan R, Hammitt LL, Seoane Nunez B, et al. Infants Receiving a Single Dose of Nirsevimab to Prevent RSV Do Not Have Evidence of Enhanced Disease in their Second RSV Season. *J Pediatric Infect Dis Soc* 2024.
84. Wilkins D, Yuan Y, Chang Y, et al. Durability of neutralizing RSV antibodies following nirsevimab administration and elicitation of the natural immune response to RSV infection in infants. *Nat Med* 2023; **29**(5): 1172-9.
85. Drysdale SB, Cathie K, Flamein F, et al. Nirsevimab for Prevention of Hospitalizations Due to RSV in Infants. *N Engl J Med* 2023; **389**(26): 2425-35.
86. Ahani B, Tuffy KM, Aksyuk AA, et al. Molecular and phenotypic characteristics of RSV infections in infants during two nirsevimab randomized clinical trials. *Nat Commun* 2023; **14**(1): 4347.
87. Wilkins D, Langedijk AC, Lebbink RJ, et al. Nirsevimab binding-site conservation in respiratory syncytial virus fusion glycoprotein worldwide between 1956 and 2021: an analysis of observational study sequencing data. *Lancet Infect Dis* 2023; **23**(7): 856-66.
88. Sanofi. Sanofi Beyfortus™ (nirsevimab-alip) Statement. October 26, 2023 2023. <https://www.news.sanofi.us/Sanofi-Beyfortus-Statement> (accessed March 25, 2024).
89. Rahmat ZS, Ahmad S, Malikzai A. CDC changes recommendations due to severe nirsevimab shortage during the 2023-2024 RSV season. *Pediatr Pulmonol* 2024; **59**(4): 1108-9.
90. López-Lacort M, Muñoz-Quiles C, Mira-Iglesias A, et al. Early Effectiveness of Nirsevimab Against Hospital Admissions for Respiratory Syncytial Virus Lower Respiratory Tract Infections in Infants in Spain. RSVVW'24 Abstract Booklet: ReSViNET Foundation; 2024.
91. Ares-Gomez S, Mirás-Carballa S, Santiago-Perez MI, et al. Universal Prophylaxis with Nirsevimab as Routine Infant Immunization in Galicia (Spain), 2023/2024: Strategy and Coverage; The NIRSE-GAL Study. RSVVW'24 Abstract Booklet + Poster; 2024.
92. Ares-Gomez S, Mallah N, Pardo-Seco J, et al. Preliminary Assessment of the Impact on RSV Hospitalization of the First 2 Months of Universal Prophylaxis with Nirsevimab in Infants in Galicia (Spain): NIRSE-GAL Study. RSVVW'24 Abstract Booklet + Poster; 2024.
93. Cantais A, Annino N, Thuiller C, et al. First RSV epidemic with nirsevimab. Older children than previous epidemics, even when hospitalized. *J Med Virol* 2024; **96**(2): e29483.
94. Martinon-Torres F, Miras-Carballal S, Duran-Parrondo C. Early lessons from the implementation of universal respiratory syncytial virus prophylaxis in infants with long-acting monoclonal antibodies, Galicia, Spain, September and October 2023. *Euro Surveill* 2023; **28**(49).
95. Madhi SA, Simoes EAF, Acevedo A, et al. A phase 1b/2a single ascending dose study to evaluate the safety, tolerability, and pharmacokinetics of an RSV-neutralizing antibody, Clesrovimab, in preterm and full-term infants. RSVVW'24 Abstract Booklet: ReSViNET Foundation; 2024. p. 27.
96. Tang A, Chen Z, Cox KS, et al. A potent broadly neutralizing human RSV antibody targets conserved site IV of the fusion glycoprotein. *Nat Commun* 2019; **10**(1): 4153.
97. Phuah JY, Maas BM, Tang A, et al. Quantification of clesrovimab, an investigational, half-life extended, anti-respiratory syncytial virus protein F human monoclonal antibody in the nasal epithelial lining fluid of healthy adults. *Biomed Pharmacother* 2023; **169**: 115851.

98. Ananworanich J, Heaton PM. Bringing Preventive RSV Monoclonal Antibodies to Infants in Low- and Middle-Income Countries: Challenges and Opportunities. *Vaccines* 2021; **9**(9): 961.
99. Levi M, White JT. Implementing a patient-centric sampling strategy in the global clinical development of RSM01 (Anti-RSV mAb). Bill & Melinda Gates Medical Research Institute; 2023.
100. Levi M, Watson S, Anderson AB, et al. 383. Pharmacokinetics and Safety in Healthy Adults of RSM01, a Novel RSV Monoclonal Antibody, and Population PK Modeling to Support Pediatric Development. *Open Forum Infect Dis*; 2023.
101. Mazur NI, Lowensteyn YN, Terstappen J, et al. Daily intranasal palivizumab to prevent respiratory syncytial virus infection in healthy preterm infants: a phase 1/2b randomized placebo-controlled trial. *EClinicalMedicine* 2023; **66**: 102324.
102. Trinomab. Trinomab's Anti-RSV Monoclonal Antibody Drug Enters Ib/Ila Clinical Trial. October 25, 2022 2022. <https://trinomab.com/en-us/info/416.html> (accessed March 25, 2024).
103. Redondo E, Rivero-Calle I, Mascaros E, et al. Respiratory Syncytial Virus Vaccination Recommendations for Adults Aged 60 Years and Older: The NeumoExperts Prevention Group Position Paper. *Arch Bronconeumol* 2024; **60**(3): 161-70.
104. Lecrenier N, Jindal N, Dezutter N, Ameijeiras Mariño Y, van der Wielen M, Sergerie Y. Recommendations or guidelines for respiratory syncytial virus (RSV) vaccination in older adults and supportive phase 3 data: an overview. RSVVW'24 Abstract Booklet + Poster: ReSViNET Foundation; 2024.
105. CDC. Healthcare Providers: RSV Vaccination for Adults 60 Years of Age and Over. March 1, 2024 2024. <https://www.cdc.gov/vaccines/vpd/rsv/hcp/older-adults.html#vax-rec> (accessed April 3, 2024).
106. Moghadas SM, Shoukat A, Bawden CE, et al. Cost-effectiveness of Prefusion F Protein-based Vaccines Against Respiratory Syncytial Virus Disease for Older Adults in the United States. *Clin Infect Dis* 2023.
107. Roper LE, Melgar M, Britton A, et al. RSV-associated outcomes potentially avertable through RSV vaccination in U.S. adults aged > 60 years increase with increasing age, and outcomes potentially avertable are similar between RSV vaccine products. RSVVW'24 Abstract Booklet + Poster: ReSViNET Foundation; 2024.
108. Getaneh AM, Li X, Mao Z, et al. Cost-effectiveness of monoclonal antibody and maternal immunization against respiratory syncytial virus (RSV) in infants: Evaluation for six European countries. *Vaccine* 2023; **41**(9): 1623-31.
109. Hodgson D, Wilkins N, van Leeuwen E, et al. Protecting infants against RSV disease: an impact and cost-effectiveness comparison of long-acting monoclonal antibodies and maternal vaccination. *Lancet Reg Health Eur* 2024; **38**: 100829.
110. Koltai M, Moyes J, Nyawanda B, et al. Estimating the cost-effectiveness of maternal vaccination and monoclonal antibodies for respiratory syncytial virus in Kenya and South Africa. *BMC Med* 2023; **21**(1): 120.
111. Ochalek J, Lomas J, Claxton K. Estimating health opportunity costs in low-income and middle-income countries: a novel approach and evidence from cross-country data. *BMJ Glob Health* 2018; **3**(6): e000964.
112. Feikin DR, Karron RA, Saha SK, et al. The full value of immunisation against respiratory syncytial virus for infants younger than 1 year: effects beyond prevention of acute respiratory illness. *Lancet Infect Dis* 2023.
113. Ares-Gomez S, Mallah N, Pardo-Seco J, et al. Short- and mid-term morbidity and primary-care burden due to infant respiratory syncytial virus infection: A Spanish 6-year population-based longitudinal study. *Pediatr Allergy Immunol* 2024; **35**(5): e14131.
114. Willemsen JE, Borghans JAM, Bont LJ, Drylewicz J. Disagreement FDA and EMA on RSV Maternal Vaccination: Possible Consequence for Global Mortality. *Pediatr Infect Dis J* 2024; **43**(1): e1-e2.
115. Esposito S, Abu-Raya B, Bonanni P, et al. Coadministration of Anti-Viral Monoclonal Antibodies With Routine Pediatric Vaccines and Implications for Nirsevimab Use: A White Paper. *Front Immunol* 2021; **12**: 708939.

116. WHO. SAGE Working Group on Respiratory Syncytial Virus (RSV) Immunization Products (established December 2023). 2024. <https://www.who.int/groups/strategic-advisory-group-of-experts-on-immunization/working-groups/respiratory-syncytial-virus-rsv-immunization-products> (accessed June 7, 2024).
117. WHO. Highlights from the Meeting of the Strategic Advisory Group of Experts (SAGE) on Immunization, 11-13 March 2024. World Health Organization; 2024.
118. Tufet M. Assessing Vaccines for Decision Making – GAVI’s Vaccine Investment Strategy. Vaccine Investment Strategy 2024. RSVVW'24 Presentation: ReSViNET Foundation; 2024.
119. FDA. FDA Approves New Drug to Prevent RSV in Babies and Toddlers. July 17, 2023 2023. <https://www.fda.gov/news-events/press-announcements/fda-approves-new-drug-prevent-rsv-babies-and-toddlers> (accessed June 7, 2024).
120. EMA. Beyfortus. 05-06-2024 2024. <https://www.ema.europa.eu/en/medicines/human/EPAR/beyfortus> (accessed 07-06-2024).
121. Limaye RJ, Singh P, Fesshaye B, Karron RA. Lessons learned from COVID-19 vaccine acceptance among pregnant and lactating women from two districts in Kenya to inform demand generation efforts for future maternal RSV vaccines. *BMC Pregnancy Childbirth* 2024; **24**(1): 221.
122. Fertility GBD, Forecasting C. Global fertility in 204 countries and territories, 1950-2021, with forecasts to 2100: a comprehensive demographic analysis for the Global Burden of Disease Study 2021. *Lancet* 2024; **403**(10440): 2057-99.
123. de Steenhuijsen Piters WAA, Binkowska J, Bogaert D. Early Life Microbiota and Respiratory Tract Infections. *Cell Host Microbe* 2020; **28**(2): 223-32.
124. Sande C. Interactions between RSV and airway microbiota. ReSViNET Foundation: RSVVW'24 Presentation; 2024.