

# Overreaction and Diagnostic Expectations in Macroeconomics

Pedro Bordalo, Nicola Gennaioli, and  
Andrei Shleifer

**D**ynamic macroeconomics is one of the great accomplishments of twentieth century social science. It recognizes the centrality of forward-looking behavior for investment, consumption, and other major decisions of consumers and firms. The bedrock assumption of this research program is that expectations are “rational,” meaning that decision-makers make optimal use of available information when making their forecasts. Indeed, this research program is often referred to as the “rational expectations revolution” (Lucas and Sargent 1981).

Despite the success of dynamic macroeconomics, growing evidence using surveys rejects any pure version of the rational expectations hypothesis (Souleles 2004; Vissing-Jorgensen 2003; Mankiw, Reis, and Wolfers 2003). To account for some of this as well as other evidence, early models maintained rational belief formation, but introduced costs of acquiring or processing information (Sims 2003; Woodford 2003). This approach has proved useful to explain sluggish price movements (Mankiw and Reis 2002). Recent evidence, however, points to deeper departures from rationality, which violate basic laws of conditional probability. The expectations of professional forecasters, corporate managers, consumers, and investors appear to be systematically biased in the direction of overreaction to news (Bordalo

■ *Pedro Bordalo is Professor of Financial Economics, Saïd Business School, University of Oxford, Oxford, United Kingdom. Nicola Gennaioli is Professor of Finance, Bocconi University, Milano, Italy. Andrei Shleifer is Professor of Economics, Harvard University, Cambridge, Massachusetts. Their email addresses are [pedro.bordalo@sbs.ox.ac.uk](mailto:pedro.bordalo@sbs.ox.ac.uk), [nicola.gennaioli@unibocconi.it](mailto:nicola.gennaioli@unibocconi.it), and [ashleifer@harvard.edu](mailto:ashleifer@harvard.edu).*

For supplementary materials such as appendices, datasets, and author disclosure statements, see the article page at <https://doi.org/10.1257/jep.36.3.223>.

et al. 2020). As a result, beliefs are too optimistic in good times and too pessimistic in bad times, at the individual level and sometimes at the consensus level as well.

In this paper, we present the case for the centrality of overreaction in expectations for addressing important challenges in finance and macroeconomics. We begin with a brief overview of several formulations of expectations considered by economists. We then make three arguments. First, non-rational expectations by market participants can be measured and modeled in ways that address some of the key challenges posed by the rational expectations revolution, most importantly the idea that economic agents are forward-looking and form beliefs using their models of the economy (Muth 1961; Lucas 1976). We, among others, have constructed models of forward-looking but overreacting expectations, such as “diagnostic expectations” (Bordalo, Gennaioli, and Shleifer 2018). These models can be estimated using survey data and integrated into dynamic macroeconomic analyses.

Second, belief overreaction can account for many long-standing empirical puzzles in macro and finance, which emphasize the extreme volatility and boom-bust dynamics of key time series, such as stock prices, credit, and investment, in a natural and empirically tractable way. In essence, excess volatility and predictable boom-bust cycles arise because expectations overreact to news and are subsequently systematically corrected. The mechanism of overreaction in beliefs links excess volatility of stocks to return predictability, credit market frothiness to increased risk of financial crises, and macro financial booms to subsequent recessions.

Third, overreaction has two important advantages over conventional mechanisms used in economic models to produce excess volatility: it relies on psychology and is disciplined by survey data on expectations. We briefly discuss frequently used mechanisms that seek to maintain rational expectations, including exotic preferences and long-run risk. We assess the predictions of these models critically in light of the available survey evidence. Relaxing the assumption of rational expectations seems like a better research strategy, both theoretically and empirically.

## **A Very Brief History of Expectations Research**

Before the rational expectations revolution, survey expectations were a central part of standard macroeconomic analysis. Starting in the 1940s, the National Bureau of Economic Research published several volumes on data on market participant forecasts, such as *The Quality and Significance of Anticipations Data* (1940). Although these early studies presented no systematic analysis of the structure of forecast errors, they were informed by a model of beliefs called adaptive expectations (Cagan 1956). This formulation was backward-looking, with expectations modeled as a distributed lag of past changes, with fixed exogenous coefficients. This formalization yielded initial sluggishness of beliefs. After a long period of price stability in goods or financial markets, expectations of future prices would remain anchored, despite growing prices, so that beliefs would only slowly adjust to the new regime. In the presence of positive feedback mechanisms, such as wage renegotiations feeding back into

higher prices for goods or growing asset demand feeding back into higher prices of financial assets, expectations would eventually catch up, potentially causing high inflation in goods or asset prices.

The rational expectations revolution put an end to this line of work. The key criticism is that adaptive expectations feature a particularly unrealistic kind of systematic error. According to what later became known as the Lucas (1976) critique, adaptive expectations do not respond to regime changes. This seems implausible. If a central bank tries to systematically inflate the economy to boost employment, the information that this action is being taken, regardless of past price changes, will promote inflationary expectations. This mechanism was central to accounting for “stagflation” patterns of high unemployment and inflation rates in the 1970s. Likewise, if an economy is stuck in an inflationary spiral but a central bank credibly announces its commitment to end inflation, this information itself, regardless of past price changes, will moderate expected inflation. The backward-looking nature of adaptive expectations and their fixed coefficients do not allow for an immediate response of beliefs to news.

The pure rational expectations solution to this problem is to assume that beliefs are attuned to the key features of the economy, in the specific and extreme sense that expectations are fully dictated by the dynamic model of the economy itself. In the classic formulation of Muth (1961), the rational expectations hypothesis holds that agents know the model that describes the evolution of the economy, observe the shocks that hit it, and based on this information form their expectations as statistically optimal forecasts. These rational forecasts may later turn out to be incorrect, because news can unsettle previous forecasts. But they are correct on average, because they are fully determined by the law that governs the evolution of the economy. A strong prediction follows: under rational expectations, forecast errors cannot be systematically predictable from any information available to the decision-maker at the time the forecast is made.

The rational expectations hypothesis turned out to be one of the most fruitful ideas in the history of economics, forming the foundation of modern macro as an internally coherent and consistent field. But it left several puzzling facts unexplained. In terms of economic outcomes, it had trouble accounting for the slow adjustment of some macroeconomic variables, such as wages or inflation, and for the excess volatility of other variables such as stock prices, interest rates, or home prices. In addition, the assumption that expectations are rational in the sense of not displaying predictable errors was consistently rejected by survey data.

Some early attempts to deal with slow adjustment included theories of rational inattention and information rigidities (Sims 2003; Woodford 2003; Mankiw and Reis 2002; Gabaix 2019), in which agents only partially update their beliefs as new information arrives, due to the cost of absorbing and processing news. Agents are rational, but thinking is costly. Because agents are rational, beliefs are attuned to the model of the economy. Because updating is costly, agents look forward but underreact to news. As a result, the reaction to a shock will be spread out over time, a result that helps a great deal with explaining rigidities in real variables.

The theories of rigid belief changes, however, do not help in a natural way to deal with puzzles related to volatility. In many instances, adjustment to news is strong, and even if it is initially muted, it eventually speeds up as it gets going. In the next section, we show that a resulting pattern of overreaction is indeed present in important macroeconomic data series. Such facts raise two important questions. First, can we build theories of belief formation that can account for excess volatility in expectations, and perhaps even retain some useful features of adaptive expectations, while addressing the fundamental critiques of the ad hoc and backward-looking models raised by Muth and Lucas? Second, can such theories explain expectations data and help account for important macro-finance puzzles? These are the key questions around which our discussion is organized.

### **Survey Expectations and Predictability of Forecast Errors**

The central prediction of the theory of rational expectations is that forecast errors should not be predictable using information known when the forecast was made. A vast body of tests using survey data on the forecasts made by households, professional forecasters, corporate managers, and professional investors nearly universally rejects this prediction.

For example, Souleles (2004) shows that forecast errors in the surveys of consumer confidence and expected inflation from the Michigan Index of Consumer Sentiment do not average out to zero over several decades and are correlated with demographic variables. Greenwood and Shleifer (2014) examine six different data sources for investor forecasts of stock market returns, and find that expectations of future stock returns are too optimistic after stock market booms. Gennaioli, Ma, and Shleifer (2016) study forecasts of earnings growth in a Duke University quarterly survey of chief financial officers, and find that errors can be predicted from past earnings and other factors. Bordalo et al. (2020) consider expectations of 22 macro variables from the Survey of Professional Forecasters and the large-company business economists who participate in the Blue Chip Survey, and find that forecast errors are predictable based on revisions of previous forecasts. Gulen, Ion, and Rossi (2019) find broadly similar results using the same data, along with data from the Institutional Brokers Estimate System (IBES). D'Arienzo (2020) looks at the Blue Chip data on expectations of one-quarter-ahead interest rates on bond yields, and again finds that forecast errors can be predicted based on revisions of previous forecasts. There are many more findings of this kind.

One critique of such findings is that true expectations are unobservable (Prescott 1977), and measured expectations are distorted by a misunderstanding of the survey questions or low incentives for accuracy. This argument is weak for three reasons. First, the evidence overwhelmingly shows that survey expectations are not noise. To begin, elicited beliefs are highly correlated across agents and surveys (for example, as shown in Greenwood and Shleifer 2014). In addition, expressed beliefs typically correlate with economic decisions. In the Gennaioli, Ma, and Shleifer (2016) study,

the expectations of chief financial officers are highly predictive of corporate investment. Giglio et al. (2021) find a correlation between beliefs and portfolio choice in a large survey of sophisticated retail investors with Vanguard. Armona, Fuster, and Zafar (2019) append some questions to the Federal Reserve Bank of New York's Survey of Consumer Expectations, so that randomly selected groups of respondents receive different information, and find that expectations about home price growth have a causal effect on intended investment in housing. In short, the respondents in survey data do actually put their money where their mouths are.

Second, the livelihood of professional stock analysts, macroeconomic forecasters, and corporate managers depends in part on the accuracy of their forecasts. It is hard to maintain that their measured expectations are uninformative about their beliefs. Third, the forecast errors made by different agents often share a systematic overreaction component that cannot be explained by incentives, which differ sharply across agents (say, by demographic or income group, or job).

To incorporate survey expectations into macroeconomic analysis, we want to know not just whether forecast errors are systematic, but also whether these errors have meaningful macroeconomic implications. If agents overreact, so they are too optimistic in good times and too pessimistic in bad times, then beliefs are excessively volatile, which translates into excessive volatility in individual decisions. Conversely, if agents underreact so that they are not optimistic enough in good times and not pessimistic enough in bad times, then sluggish belief adjustment translates into sluggish decisions. Different macroeconomic consequences follow in turn.

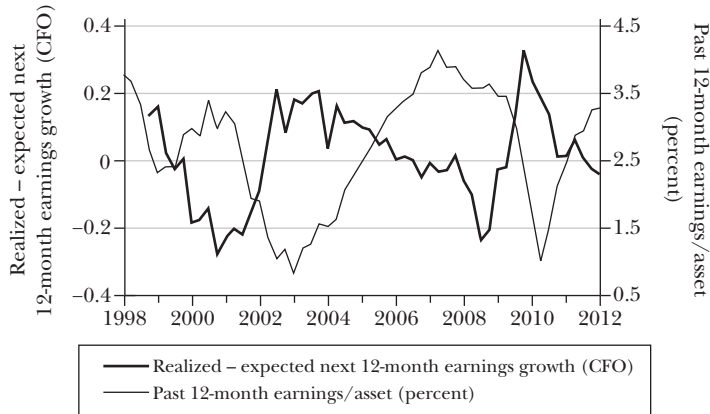
To detect whether beliefs over- or underreact, two main testing strategies for forecast error predictability have been developed. We describe these tests in turn and present some evidence of how each has been used. The first test correlates the future forecast error, defined as the actual future realization minus the current expectation of a variable, with measures of current conditions. For instance, one can correlate the future error in a manager's earnings growth forecast with the firm's current earnings level.

To see how this works, Figure 1 reports the results obtained when using the expectations of large US-listed companies for their firms' 12-months-ahead earnings growth during the period 1998–2012. As noted earlier, the data is from a Duke University survey of chief financial officers. Panel A plots 12-month-ahead average of forecast errors against average profits in the past 12 months. Panel B plots average earnings expectations and aggregate investment plans by these firms.

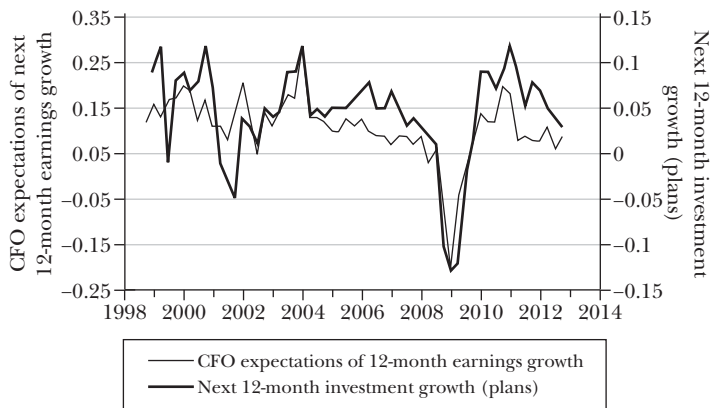
Consider the pattern of forecast errors in panel A. If managers' expectations were rational, their future forecast error (thick line) would be uncorrelated with the firm's recent profits (thin line). In contrast, the average future forecast error of managers is strongly negatively correlated with their firms' recent profits: if recent profits have been high (the thin line is high), managerial forecasts are systematically disappointed in the future (the thick line is low). This evidence is indicative of overreaction: good current conditions prompt managers to be too optimistic about the future. Underreaction would predict the opposite: good current conditions would prompt insufficient optimism, which is not the case in the data.

*Figure 1*  
**Expectations of Chief Financial Officers, Corporate Profits, and Corporate Investment**

A: 12-month-ahead average forecast errors and average profits in the past 12 months



B: Average earnings expectations and aggregate investment plans by these firms



Source: Gennaioli, Ma, and Shleifer (2016).

Note: In panel A, the thick line represents aggregate earnings growth in the next 12 months minus aggregate CFO expectations of earnings growth in the next 12 months. The thin line represents aggregate earnings over assets in the past 12 months. Series are linearly detrended. In panel B, the thick line is aggregate planned investment growth in the next 12 months. The thin line is aggregate CFO expectations of next-12-month earnings growth. In both panels, frequency is quarterly.

Overreaction in earnings expectations may shape stock market valuations and firms' investment decisions. Panel B shows that, consistent with this possibility, when the average manager is more optimistic, aggregate investment is higher. Gennaioli, Ma, and Shleifer (2016) show that these patterns are robust to controlling for

aggregate shocks, and that managers' beliefs have a stronger explanatory power for firm-level investment than standard factors such as financing constraints, stock market valuations (as measured by Tobin's  $q$ ), and uncertainty.

The second test for over- versus underreaction of beliefs to news follows from work by Coibion and Gorodnichenko (2012, 2015). Their key innovation is to measure "news" by the extent to which the agent revises the forecast for a fixed future date. The test then consists in assessing whether such forecast revision predicts the agent's future forecast error. This test is conceptually cleaner than the first test, but it is harder to implement because only a few surveys have both a panel structure and the term structure of forecasts necessary to compute forecast revisions.

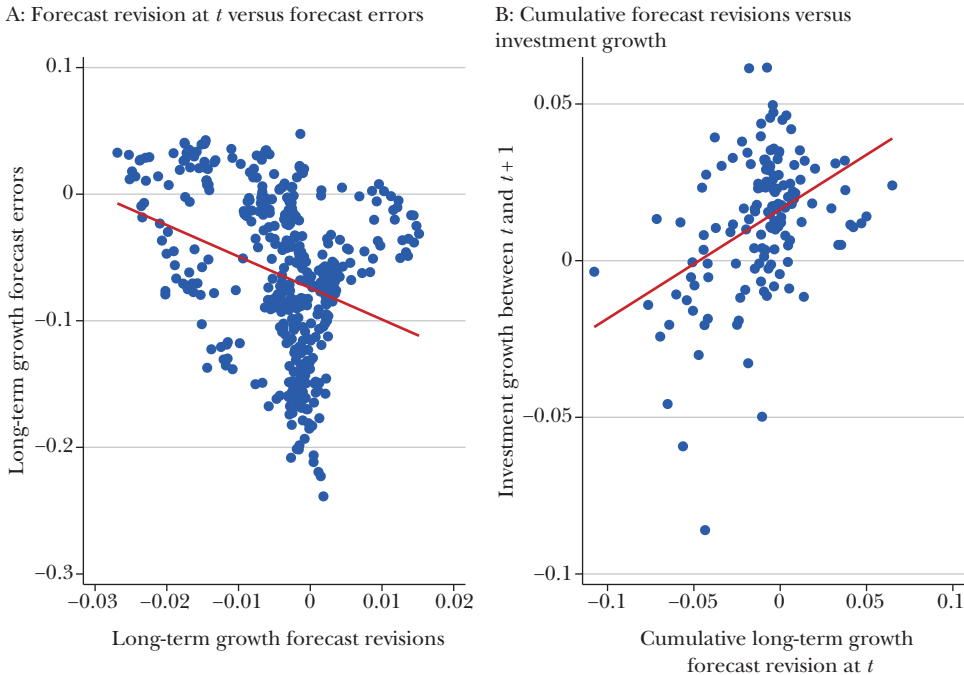
We illustrate the idea of this test using expectations of stock market analysts of long-term earnings growth of listed firms, defined as expected earnings growth over a full business cycle horizon of 3–5 years (La Porta 1996). This data includes forecast revisions. Following Bordalo, Gennaioli, La Porta, and Shleifer (2022), for each firm in the S&P 500 stock index we take the median analyst forecast. We then average these forecasts across firms, obtaining a measure of consensus expectations of aggregate long-term earnings growth. We finally compute revisions in these consensus expectations. Figure 2 presents two plots using this measure of forecast revisions. Panel A plots the five-years-ahead forecast errors in long-term earnings growth against the revision in that variable for the S&P 500 index in the last quarter, over the period 1982–2018. Panel B plots aggregate investment against the current forecast revision for that same earnings growth of S&P 500 firms.

Panel A shows a strong negative correlation between the current forecast revision and the future forecast error. When analysts receive good news (that is, they revise earnings growth forecasts up), their forecasts are systematically disappointed in the future (realized earnings growth is below expectations). This fact is inconsistent with rational expectations, and again points to overreaction: when analysts receive good news, their expectations are revised up excessively and become too optimistic about the future. Underreaction here would predict a positive correlation between forecast revisions and forecast errors, which is not what we see in the data.

Panel B suggests that belief overreaction can have significant economic consequences: current investment growth is strongly positively correlated with the cumulative revision of the long-term growth variable. When the median analyst receives good news (and so do firm managers), aggregate optimism increases and investment rises sharply, perhaps excessively so. Subsequent disappointment of overoptimistic beliefs may cause boom-bust investment cycles.

Coibion and Gorodnichenko originally correlated forecast errors with forecast revisions to assess the theory of rational inattention and information rigidity (Sims 2003; Woodford 2003; Mankiw and Reis 2002). In this theory, the errors of individual analysts should be unpredictable based on their own forecast revisions, but the consensus forecast errors should be positively correlated with the consensus revision. The reason is that individual analysts do not react to information of others, leading to aggregate sluggishness of forecasts. Bordalo et al. (2020) show that,

Figure 2

**Forecast Revisions, Forecast Errors, and Investment**

Source: Authors' calculations, using the methods in Bordalo et al. (2022).

Note: Panel A plots the five-years-ahead forecast errors in long-term earnings growth against the revision in that variable for the S&P 500 index in the last quarter, over the period 1982–2018. Panel B plots aggregate investment against the cumulative forecast revision for that same earnings growth of S&P 500 firms.

performed at the level of individual forecasters, this test is informative of departures of rational updating. Individual beliefs overreact if the correlation is negative, and underreact if the correlation is positive. Using the Survey of Professional Forecasters and Blue Chip survey data on four-quarters-ahead forecasts for a large set of macroeconomic variables, including measures of economic activity, consumption, investment, and interest rates, they find that, contrary to rational inattention, individual forecasters overreact for most time series. That is, individual analysts do not make optimal use of their own information, but rather overreact, which reveals a deeper problem than rational inattention.

Bordalo et al. (2020) also show that, as long as the information possessed by individual forecasters is limited, which is certainly a realistic assumption, the consensus forecast may appear sluggish even when all individual forecasters overreact. The evidence in panel A of Figure 2 shows that, for stock analysts, overreaction is so strong that it is detectable even at the level of the consensus forecast for the aggregate stock index.

Overall, departures from rational expectations and in particular belief overreaction appear necessary to make sense of the expectations data. Can belief overreaction be formalized and introduced into dynamic macroeconomic analysis? What puzzles in macroeconomics can belief overreaction help address? We answer these questions in the next two sections.

## Modeling and Estimating Diagnostic Expectations

In light of the previous discussion, one would like to have a model of belief formation in which expectations capture key features of the structure of the economy, so they have the forward-looking nature that addresses the Lucas (1976) critique. One would also want to have a model in which expectations overreact to information, which is a central fact in survey data.

Over the last several years, we have developed one such model, called diagnostic expectations. This model puts psychology, and in particular selective memory, at center stage (Gennaioli and Shleifer 2010; Bordalo et al. 2016; Bordalo, Gennaioli, and Shleifer 2018). Doing so is key for two reasons. First, while economists in recent decades have mostly relied on preferences to explain challenging facts, psychologists have amassed a substantial body of evidence delineating situations in which beliefs over- or underreact to information (for example, as in Kahneman and Tversky 1972). This evidence is extremely valuable to identify the key properties that a realistic theory of expectation formation should display. Second, memory research has unveiled robust regularities in selective recall (Kahana 2012). Because the information shaping beliefs often comes from memory, these regularities in recall can help build a theory of beliefs from first principles, based on deeper cognitive parameters. The resulting models of expectations can then be more flexible and less ad hoc than old-fashioned adaptive expectations, addressing the Lucas (1976) critique but also accounting for patterns found in survey data.

To motivate the logic of diagnostic expectations, suppose that an agent must assess the future value of a random variable  $X$  conditional on data  $D$ . The agent has a memory database that contains past realizations of  $X$  and of  $D$ . Databases may differ across people, due to different experiences, but the main results are already obtained when the database stores the true distribution of events. Critically, when thinking about possible future realizations of  $X$  and the data  $D$ , the agent automatically and selectively retrieves states  $X$  that are most “similar” to the data  $D$  compared to other information in the database.<sup>1</sup> The agent who disproportionately samples such distinctive states then overweights their probability in forming expectations.

<sup>1</sup>This assumption reflects the key fact that memory is associative, in the sense that a given event automatically prompts the retrieval of similar events experienced in the past (Kahana 2012). Crucially, similarity between events is measurable, both in terms of frequency of co-occurrence (Tversky 1977; Bordalo, Coffman, et al. 2021) or at a more fundamental level in terms of feature overlap (Bordalo, Conlon, et al. 2021). These measures predict not only subjective similarity assessments but also evidence on recall, probabilistic assessments, and related phenomena.

Suppose for instance that an agent must guess the hair color of a person coming from Ireland, so  $X \in \{red, light, dark\}$ , and  $D = Irish$ . As the agent thinks about the possibility that the hair color is  $X = red$ , many examples of red-haired Irish come to mind. This occurs because Irish people are *more* similar to red hair than other populations, in the sense that red hair is relatively more frequent in Ireland than in the rest of the world. By contrast, as the agent thinks about the possibility that the hair color of an Irish is dark,  $X = dark$ , few examples of dark-haired Irish come to mind. Indeed, Irish people are much less similar to dark hair than other populations, in the sense that dark hair is relatively *less* frequent in Ireland than in the rest of the world. As a result, even though the dark-haired Irish outnumber the red-haired ones, the agent will oversample from memory the red hair color and overestimate its incidence.<sup>2</sup>

Likewise, when thinking about the health status of someone who tested  $D = Positive$  on a medical test, memory oversamples  $X = sick$  because this health status is more closely associated with (and hence more similar to) positive as opposed to negative test results. We then overestimate the probability that someone who tested positive has the disease.

This kind of mistake can be especially pronounced when the data points to unlikely and extreme traits. Bordalo et al. (2016) show how this logic accounts for social stereotypes. For instance, people dramatically overstate the prevalence of criminals or terrorists in certain groups, even though an overwhelming majority of any group is honest and peaceful. This bad stereotype is formed automatically when a group contains even a few more criminals than a reference group, which leads to the trait coming to mind more easily.<sup>3</sup> Bordalo, Coffman, Gennaioli, and Shleifer (2019) show that this logic helps explain when and how beliefs about self and others are tainted by gender stereotypes. In a financial setting, this logic explains why investors are likelier to overreact to news that is diagnostic of rare and extreme outcomes (Bordalo et al. 2019; Kwon and Tang 2021).

The model of diagnostic expectations can be used to formalize expectation formation in dynamic settings, as shown formally by Bordalo, Gennaioli, and Shleifer (2018). In that model, forward-looking expectations about an economic variable are based on two components: one component anchored to the rational forecast, and a second component that overweights news received in the most recent few periods.<sup>4</sup> Anchoring to the rational forecast captures the dependence of memory retrieval

<sup>2</sup>Bordalo, Conlon, et al. (2021) present a foundation for stereotypes on the basis of selective recall. Relatively to true frequency, it is harder to think about dark-haired Irish than about red-haired Irish because the former are more similar to other (dark-haired) Europeans. While other Europeans are irrelevant to the task at hand (which is to evaluate the Irish), they are similar to, and interfere with the retrieval of, dark-haired Irish. Red-haired Irish suffer less interference, and therefore are overestimated.

<sup>3</sup>Selective memory generates stereotypes that are not necessarily derogatory; they can be flattering if distinctive traits are good, like a stereotype that "Asian people are good at math."

<sup>4</sup>In formal terms, in such a model an agent's beliefs are captured by the probability density function:

$$f^\theta(X|D) \propto f(X|D) \left[ \frac{f(X|D)}{f(X|-D)} \right]^\theta,$$

on the full database, which includes all relevant empirical regularities the agent has experienced. Overweighting of recent news captures disproportionate retrieval of states that are associated with the observed news, which is again shaped by the news events that the agent has experienced in the past. This framework can help unify a great deal of evidence on belief overreaction in macro-financial settings. First, it can produce neglect or overweighting of tail-end downside risk, depending on whether incoming news is good or bad. In good times, good states of the world come to mind and crowd out bad ones, leading to the neglect of tail risk. After a bad shock, bad states of the world come to mind and crowd out the retrieval of good states, leading to exaggerated tail risk.

Second, the model delivers a foundation for extrapolative expectations. As good news causes good outcomes to disproportionately come to mind, and interferes with the retrieval of bad outcomes, the entire distribution of beliefs shifts to the right, causing average excess optimism. The reverse occurs when bad news is received, which causes average excess pessimism. Critically, the extent of extrapolation depends on the data-generating process. For a series with low persistence, news causes a small update in beliefs, because they are less associated with changing future conditions in memory. This prediction is consistent with the evidence from survey data: survey expectations track salient features of the data-generating process. In particular, belief revisions are larger for more persistent series (Bordalo et al. 2020). Unlike for the case of adaptive expectations, updating coefficients are not fixed but rather depend on the underlying reality and have a forward-looking component.

Third, the same mechanism generates systematic reversals in beliefs. Consider the case of an overoptimistic agent. When good news ceases to come in, the agent is no longer cued to oversample good outcomes from memory. As a result, beliefs cool down even in the absence of bad news, causing a sharp reversal that is not driven by bad fundamental news. Diagnostic expectations can generate large movements in beliefs and choices on the basis of small shocks, as well as sudden reversals in beliefs on the basis of past, but not contemporaneous, shocks.

Our diagnostic expectations model is surely not the final formulation, but it offers two advantages relative to alternative theories. First, diagnostic expectations are forward-looking, and respond to changes in the environment using a model of the world. This occurs due to a fundamental feature of human memory: it affects beliefs by causing selective sampling of real-world regularities that are stored in the memory database. As a result, belief distortions depend on the true features of the data-generating process. This aspect is not shared by models in which agents mechanically assume a specific data-generating process, such as one with high

---

where  $f(X|D)$  is the true density, which captures the memory database, and the likelihood ratio captures oversampling of realizations that are relatively more likely given the data  $D$ . The strength of oversampling is regulated by  $\theta \geq 0$ . For  $\theta = 0$ , beliefs are rational. Bordalo, Gennaioli, and Shleifer (2018) show that when forming beliefs about a Gaussian AR(n) variable, the diagnostic expectation of future value  $X_{t+1}$  satisfies  $\mathbb{E}_t^\theta(X_{t+1}) = \mathbb{E}_t(X_{t+1}) + \theta[\mathbb{E}_t(X_{t+1}) - \mathbb{E}_{t-k}(X_{t+1})]$ . In this formula,  $\mathbb{E}_t(X_{t+1})$  is the rational forecast, and  $\theta$  overweights the rational news received in the last  $k$  periods. They also estimate the time period  $k$  and the magnitude of overstatement  $\theta$ .

persistence (Angeletos, Huo, and Sastry 2020) or without long-term mean reversion (Fuster, Laibson, and Mendel 2010).

Second, the model of diagnostic expectations can be and has been estimated from empirical data. Critically, its parameters can be compared across different datasets and series/data-generating processes. Several studies have now estimated the parameter controlling the strength of overreaction and found in the survey data on expectations that the reaction to news is about twice what would be warranted under rational expectations (Bordalo et al. 2020; d'Arienzo 2020). These are initial estimates, but they help discipline the ballpark magnitude of overreaction to be used in macroeconomic models.

## **Belief Overreaction and Macro-Financial Volatility**

Overreacting beliefs can help shed light on three central phenomena in finance and macroeconomics: 1) excess stock market volatility, 2) financial crises, 3) regular fluctuations in credit markets and economic activity. They do so in a way that offers hope for a unified approach to economic volatility.

### **Overreaction and Excess Volatility in the Stock Market**

The first, most direct, and perhaps most dramatic evidence of excess volatility comes from the aggregate stock market. Shiller (1981) famously showed that stock prices are much more volatile than warranted by the volatility of future dividends. Campbell and Shiller (1988) further showed that time variation in the price dividend ratio cannot be explained by future dividend growth, but rather by future realized stock returns, which tend to be systematically low after periods in which the price-to-dividend ratio is high.

A growing body of work using survey expectations shows the promise of explaining stock market and more generally financial volatility using overreacting beliefs. One strand of this work is connected to the kind of evidence presented earlier, and argues that stock prices are excessively volatile because beliefs about future dividends or earnings are themselves excessively volatile.<sup>5</sup>

La Porta (1996) first documented that the measure of expected long term earnings growth of earnings (similar to the measure we used in Figure 2) accounts for boom-bust dynamics in the stock price of individual firms: firms that analysts are most optimistic about have lower future stock returns than do firms that analysts are least optimistic about. Bordalo et al. (2019) show that belief overreaction can account for this phenomenon: a firm's high recent earnings growth fuels excess

<sup>5</sup>Another strand of work focuses on extrapolative beliefs about future stock returns. Greenwood and Shleifer (2014) show that investor expectations of one-year-ahead stock returns are too optimistic in good times and too pessimistic in bad times, consistent with overreaction. This may lead to upward price spirals and hence to an overvalued stock market (Barberis et al. 2015). Bordalo et al. (2019) show that controlling for expectations of future stock returns leaves the explanatory power of expectations of fundamentals unaffected.

optimism about its future earnings, which leads to an overvaluation and a future stock price correction as earnings expectations are disappointed. They show that a diagnostic expectations model, with the reaction to news at about twice the rational level, can generate quantitatively realistic boom-bust cycles in expectations and stock prices at the firm level with a realistic process for actual earnings growth.

Can expectations of future fundamentals also account for aggregate stock market volatility? Yes. De la O and Myers (2021) show that time variation in analyst expectations about the market's short-term earnings growth explains a sizable chunk of dividend-price ratio variation. Nagel and Xu (forthcoming) show that a weighted average of past aggregate earnings growth, with weights matching a memory decay rate estimated from inflation expectations (Malmendier and Nagel 2016), correlates with expectations of future earnings growth and low future stock returns. These papers do not, however, focus on systematic errors in measured growth expectations or on their ability to predict future returns. They do not assess whether overreaction drives excess stock market volatility and return predictability.

Bordalo et al. (2022) take up this challenge. They show that, in line with the evidence presented earlier, expectations of aggregate long-term earnings growth indeed overreact, and such overreaction can account for three leading stock market puzzles. First, volatility in expectations of the long-term growth of earnings fully accounts for Shiller's (1981) excess volatility puzzle. Second, overreaction of beliefs about future aggregate earnings growth explains a large share of return predictability in the data. It does so in the aggregate market, accounting for systematically low stock returns after good times and for systematically high stock returns after bad times. But it does so also in the cross section: overreaction of forecasts of aggregate earnings growth accounts for a significant chunk of cross-sectional return spreads typically attributed to risk factors (Fama and French 1992). In this analysis, overreaction of long-term expectations outperforms conventional measures of time-varying risk premia, emerging as a key and parsimonious driver of key stock market puzzles.

Excess volatility has been documented in the bond market as well. Consider the term structure of interest rates, in which long-term interest rates should emerge as an average of short-term rates. Shiller (1979) showed that, from this perspective, long-term interest rates on bonds co-move too much with short-term rates relative to standard benchmarks, a finding he called "excess sensitivity" (Mankiw and Summers 1984; Gürkaynak, Sack, and Swanson 2005). Giglio and Kelly (2018) show that long-term rates are excessively volatile relative to short-term ones, again compared to standard term structure models. They argue that non-rational expectations are needed to explain the evidence. D'Arienzo (2020) directly addresses the role of expectations. Using both survey forecasts from Blue Chip professional forecasters and beliefs extracted from bond prices, he shows that when news arrives, expectations about long-term interest rates overreact compared to those for short-term rates (see also Wang 2021). D'Arienzo (2020) offers a formulation of diagnostic expectations that produces this finding with quantitatively reasonable parametrization. Using a standard term structure model, he shows that such a degree of belief overreaction accounts not only for the bulk of the Giglio and Kelley (2018) excess

volatility puzzle, but also for the excess sensitivity of long-term rates and for bond return predictability (Cochrane and Piazzesi 2009).

In sum, overreaction to news helps account for and unify the evidence of excess volatility and return predictability in the stock and bond markets. Quantitatively, the volatility in measured expectations does a good job accounting for the excess volatility in asset prices.

### **Overreaction and Financial Crises**

Financial crises, defined as episodes of major distress in a country's banking system that are often associated with deep and prolonged recessions, are another leading example of macro-financial volatility. There are two broad rational expectations theories of such crises. In the "bolt from the sky" theories, such crises come as a surprise, such as a large adverse productivity shock, an uncertainty shock (Bloom et al. 2018; Arellano, Bai, and Kehoe 2019), or a "financial shock," which may be a sudden increase in risk aversion or a bank run (Diamond and Dybvig 1983). In the "house of cards" theories, shocks can be small, but hit a financial system that has already been rendered fragile by high leverage. In both cases, the trigger of crises is an exogenous shock, which gets amplified by fire sales, agency problems, or adverse selection (Sufi and Taylor 2021).

Overreacting beliefs suggest a different account, consistent with the informal hypothesis of Minsky (1977) and Kindleberger (1978), as well as with Reinhart and Rogoff (2009). In the boom phase, excessive optimism and neglect of risk fuel asset price bubbles and an overexpansion of credit. When beliefs are systematically disappointed, this causes falling asset values, unsustainable liabilities, fire sales, and panics. As with stock market volatility, a single controlling parameter, the extent of overreaction, accounts for both the boom and the bust.

Large-scale financial crises are sporadic events, many of which occurred a long time ago, so there is no readily available historical data on expectations. This makes it hard to compare theories using measured beliefs. But rational expectations theories make two strong and testable predictions. Under the "bolt from the sky" theories, crises are not predictable. Under "house of cards" theories, crises are predictable with indicators such as high leverage or asset valuations, but markets should show awareness of building up risks since they appreciate the fragility of the system. If in contrast crises are due to belief overreaction, they should be predictable—again, say, based on leverage and valuations—but the pre-crisis period should be associated with euphoria and the neglect of risk (Gennaioli, Shleifer, and Vishny 2015). Data on the predictability of crises as well as on the ex-ante perception of risk can thus distinguish alternative theories.

It is by now well established that the data reject the "bolts from the sky" view: crises are systematically predictable using information on asset prices and quantity of credit.<sup>6</sup> Critically for the current purposes, it also appears that prior to crises,

<sup>6</sup>Borio and Lowe (2002) show that rapid credit and asset price growth predict banking crises in 34 countries between 1970 and 1999. Schularick and Taylor (2012) show that rapid credit expansions in

markets do not exhibit an awareness of heightened risks, as they instead should in the “house of cards” theories. In fact, available evidence suggests that markets exhibit euphoria and dampened risk perceptions before financial crises.

Some of this evidence takes the form of unusually high stock valuation and low credit spreads right before crises.<sup>7</sup> More recent data allow for a closer look at expectations. For the 2007–2008 financial crisis, Jarrow, Mesler, and van Deventer (2006) and Coval, Jurek, and Stafford (2009) show that investors were too optimistic about the returns of securitized assets due to their reliance on incorrect valuation models. Gennaioli and Shleifer (2018) document widespread excessive optimism prior to the Lehman crisis in September 2008, evidenced by homebuyer expectations about future home price growth, investor expectations about the risk of home price declines, and forecasts of economic activity made by both private forecasters and the Federal Reserve. The evidence points to neglect of downside risk in the boom, in line with overreacting expectations.

Overreacting beliefs offer a way to trace the origin of financial crises to a three-stage mechanism reminiscent of Kindleberger (1978). In the first stage, a positive “displacement” such as a technological/financial innovation, or a surge in investor demand, improves an asset’s fundamental value. Due to overreaction, expectations become too optimistic, creating an asset price bubble. In the second phase, leverage expands. This effect is amplified by a key byproduct of overreacting beliefs: the neglect of downside tail risk (Gennaioli and Shleifer 2018; Gennaioli, Shleifer, and Vishny 2012, 2013). As a result, even typically risk-averse investors such as banks start to over-expand. In the third phase, beliefs are disappointed, which causes excessive optimism to wane and the asset price bubble to deflate. As risk perception rises, excessive leverage becomes evident, igniting a crisis. In this model, credit spreads are low before the crisis, consistent with the evidence, and the event triggering the crisis is not a negative shock, but the unwinding of the excess optimism created by overreaction to the original, positive shock.<sup>8</sup>

In sum, overreaction to good times and the resulting neglect of downside tail risk help account for financial crises, including the facts that such crises are predictable and begin in what otherwise seem to be good times. Introducing the

---

a sample of 14 developed economies predict financial fragility and bad macroeconomic performance. Mian, Sufi, and Verner (2017) show that growth in household debt predicts low GDP growth in a panel of 30 countries. Most recently, Greenwood et al. (2022) build a predictive index for postwar financial crises using past credit and asset price growth. In a sample of 42 countries over the period 1950–2016, the authors find that a combination of rapid asset price growth and rapid buildup in debt can predict a financial crisis within three years with an over 40 percent probability.

<sup>7</sup>Baron and Xiong (2017) show that, in the run up of bank lending expansions, bank stock returns are unusually high, not low, suggesting neglect of mounting risks. To a similar effect, Krishnamurthy and Muir (2017) shows that crises are typically preceded by unusually low credit spreads.

<sup>8</sup>Recent work has started to model these mechanisms by incorporating diagnostic expectations into a standard model of asset pricing (Bordalo, Gennaioli, Kwon et al. 2021), or into continuous time general equilibrium model of intermediary based asset pricing (Maxted forthcoming; Krishnamurthy and Li 2020; Chodorow-Reich, Guren, and McQuade 2021).

overreaction to news with diagnostic expectations enables otherwise standard dynamic macro models to account for these events.

### **Business Cycles**

The belief formation mechanism may also play a role in regular business cycle fluctuations. Current business cycle research, whether in the New Keynesian or real business cycle model, is almost exclusively built on rational expectations: fluctuations are triggered by demand or supply shocks, which are transmitted via intertemporal substitution and frictions in investment, financing, and price setting. Belief overreaction opens the possibility to connect macroeconomic expansions and recessions to each other via the dynamics of expectations and the systematic winding up and unwinding of optimism.

Business cycles are recurrent events, so the analysis of overreaction can make use of expectations data, which are increasingly available at both aggregate and firm levels. Using post–World War II US data, López-Salido, Stein, and Zakrajšek (2017) find that low credit spreads predict low GDP growth and investment over the next two years.<sup>9</sup> Gulen, Ion, and Rossi (2019) tie these dynamics to expectations data: periods of excess optimism, measured in the ways discussed earlier, are followed by low investment and credit spread reversals.<sup>10</sup>

Can the magnitude of belief overreaction observed in survey data help account for significant business cycle fluctuations? Bordalo, Gennaioli, Shleifer, et al. (2021) address this question by incorporating diagnostic expectations into an otherwise standard real business cycle model with financial frictions. The model is structurally estimated using firm-level data, which crucially includes data on managers' expectations about their firms' profitability. This approach delivers three key results. First, managers' expectations overreact, and the estimated degree of overreaction is similar to that found in other datasets (that is, twice as much as a rational expectations model would predict). Second, the real business cycle model augmented by diagnostic expectations can match successfully untargeted firm-level, as well as sectoral, cycles. Periods when expectations about a firm (or a sector) are overoptimistic, and firm level (sector level) investment is high, are systematically followed by reversals in which i) credit spreads rise, ii) realized bond returns are low, and iii) investment growth is low. Third, the estimated model delivers large increases in aggregate credit spreads, such as the one observed in 2008, from mild reductions in aggregate productivity. The rational version of the same model generates neither systematic boom-bust cycles nor realistic macro-financial volatility without large negative productivity shocks. In this sense, diagnostic expectations offer a

<sup>9</sup>Greenwood and Hanson (2013) show, using US data, that periods in which credit spreads are low, or where a large share of issued bonds are risky, predict disappointing and even negative bond excess returns. Sørensen (2021) shows that periods in which investors accept a low incremental yield for higher default risk in corporate bonds are followed by extremely low returns on risky bonds.

<sup>10</sup>Greenwood and Hanson (2015) document boom-bust cycles in shipbuilding: strong increases in the price of ships lead to excessive investment in shipbuilding and low realized marginal product of investment.

belief-based foundation for the “financial shocks” evident in macro-financial data (Jermann and Quadrini 2012; Gilchrist and Zakrajšek 2012).<sup>11</sup>

This is only the beginning of the systematic assessment of the role of non-rational beliefs in business cycle fluctuations. One important step, for instance, is to connect beliefs with standard mechanisms for demand-driven business cycles such as price rigidity. Bianchi, Ilut, and Saijo (2021) and L’Huillier, Singh, and Yoo (2021) address this question by developing methods to incorporate diagnostic expectations into workhorse New Keynesian models.

In sum, diverse phenomena such as excess stock market volatility, financial crises, and macroeconomic fluctuations may have a common underpinning rooted in overreacting expectations. Two broad messages emerge from the existing work. First, diagnostic expectations enable researchers to incorporate an empirically realistic belief overreaction mechanism into standard dynamic macroeconomic models. Second, the ability of overreaction to produce macro-financial volatility relies on directly measurable expectations.

## Alternative Approaches to Macro-Financial Volatility

Economists have grappled with the phenomena of excess financial and economic volatility for decades. Under rational expectations, expectations must on average equal realizations. As a consequence, rational explanations of excess volatility must introduce exogenous variation in preferences or in risk (that is, in required returns for a given degree of risk) to explain the data.

One standard approach, which we call *exotic preferences*, stresses the role of time-varying risk aversion. A prominent example in this class is the idea that preferences are habit-forming, so that the marginal utility of consumption of a representative consumer is very sensitive to even small changes in consumption (Campbell and Cochrane 1999). In good times, when consumption is unusually high, the marginal utility of consumption is very low, and investors accept low expected returns to hold financial instruments to delay consumption. This means, in turn, that valuations are very high. In bad times, when consumption is below trend and the marginal utility of consumption is very high, investors require high returns to hold financial assets, and therefore valuations are very low. The volatility of valuations, and of real variables such as investment, derives from volatility in the marginal utility of consumption.

Another classical approach, which we call *time-varying risk*, introduces high volatility of future risks. In theories of long-run risk (Bansal and Yaron 2004), when investors expect a higher probability of a bad outcome in the distant future, they

<sup>11</sup>These results are due to the fact that diagnostic expectations entail overleveraging in good times, making the economy vulnerable to even small adverse productivity shocks. The explanatory power of the model thus comes from a single parameter controlling overreaction, which is matched using expectations data at the micro level.

avoid risky assets and valuations are low. Fluctuations in expectations about long-run risk can lead to substantial fluctuations in required returns and valuations. A related mechanism focuses on beliefs about the risk of a rare disaster (Barro 2006; Gabaix 2012; Wachter 2013).

These two approaches to resolving the volatility puzzles face closely related problems. First, neither marginal utilities nor long run or rare disaster risk have been systematically measured in the data. These models are driven by unobservables, which can only be inferred from other market outcomes. Second, and more importantly, if we use survey expectations data to evaluate these theories, the evidence rejects both exotic preferences and time-varying risk approaches.

Consider exotic preferences. This approach makes one key prediction about expectations of returns: valuations are high in good times because required (and therefore rationally expected) returns are low. This prediction can be tested using survey evidence on expectations of returns. Greenwood and Shleifer (2014) show, using a variety of investor surveys, that when market valuations are high, expected returns are high, not low. Investors drive up stock prices because they think they will do well, not because they are willing to do poorly. If one takes expectations data seriously, the fundamental premise of exotic preference theories is rejected.

The risk theories do no better. These theories also predict that when risk is high, required (and hence rationally expected) returns should be high. Again, expectations data reject this prediction. Giglio et al. (2021) run a large survey of sophisticated individual investors, and ask them both about their risk perceptions and expectations of stock returns. The paper finds, in a cross section, that investors who expect higher disaster risk also expect lower returns. This of course is exactly the opposite of the prediction of risk theories.

The basic problem of rational models based on exotic preferences or time-varying risk is their inability to account for expectations data and systematic forecast errors, which are indicative of departures from rational updating. A literature on Bayesian learning tries to reconcile the evidence on measured beliefs with rational updating. It shows that systematic forecast errors may arise within a Bayesian framework, provided i) priors are wrong, and ii) learning is slow relative to the frequency of changes in fundamental parameters, such as persistence (Singleton 2021; Farmer, Nakamura, and Steinsson 2021; Timmermann 1993).

The learning approach also stresses the centrality of beliefs and their departure from rationality, which takes the form of wrong priors as opposed to non-Bayesian updating. Despite this similarity with our approach, we see two main problems with the type of learning assumed here. First, the evidence of overreaction is common across variables and datasets. It indicates that recent conditions and news exert an undue influence on beliefs. This seems difficult to reconcile with learning. On the one hand, rational updating would arguably predict dampened reaction to news as agents progressively learn. On the other hand, due to different data-generating processes in different variables and time periods, it would seem that different “wrong priors” would have to be reverse-engineered in order to account for systematic

overreaction across datasets. Overreaction explains a wide range of data by adding just one psychologically well-founded parameter to the rational expectations model.

Diagnostic expectations are one formulation of forward-looking overreaction, and future work should refine this model, in particular bringing in underreaction. Bordalo, Conlon, et al. (2021) show that well-established regularities in human recall, similarity, and interference (Kahana 2012) offer a foundation for the overreaction in diagnostic expectations, but also reconcile it with underreaction to data. The logic of this approach could be used to develop a portable model of belief formation usable in dynamic macroeconomic analysis.

Dynamic macroeconomics, for all its amazing achievements, has resisted taking non-rational expectations seriously. This may be due to a view described by Sargent (2001, paraphrasing Sims 1980), that once we abandon rational expectations, we are in the “wilderness.” To us, reality seems to be the reverse: we are in the wilderness if we abandon survey expectations, resorting to unmeasurable mechanisms to account for the data. In contrast, expectations are measurable, understandable from basic psychological principles, disciplined by empirical analysis, and informative about macroeconomics and finance. Departures from rational expectations can be incorporated into models, and the theories can be tested. Unlike in the rational expectations alternatives, theory and evidence go together, and promise a unified view of a great deal of data.

■ *We are deeply grateful to Spencer Kwon, Pierfrancesco Mei, and Johnny Tang for help with the paper.*

## References

- Angeletos, George-Marios, Zhen Huo, and Karthik A. Sastry. 2020. “Imperfect Macroeconomic Expectations: Evidence and Theory.” *NBER Macroeconomics Annual* 35 (1): 1–86.
- Armona, Luis, Andreas Fuster, and Basit Zafar. 2019. “Home Price Expectations and Behaviour: Evidence from a Randomized Information Experiment.” *Review of Economic Studies* 86 (4): 1371–410.
- Arellano, Cristina, Yan Bai, and Patrick J. Kehoe. 2019. “Financial Frictions and Fluctuations in Volatility.” *Journal of Political Economy* 127 (5): 2049–103.
- Bansal, Ravi, and Amir Yaron. 2004. “Risks for the Long Run: A Potential Resolution of Asset Pricing Puzzles.” *Journal of Finance* 59 (4): 1481–509.
- Barberis, Nicholas, Robin Greenwood, Lawrence Jin, and Andrei Shleifer. 2015. “X-CAPM: An Extrapolative Capital Asset Pricing Model.” *Journal of Financial Economics* 115 (1): 1–24.
- Baron, Matthew, and Wei Xiong. 2017. “Credit Expansion and Neglected Crash Risk.” *Quarterly Journal of Economics* 132 (2): 713–64.
- Barro, Robert. 2006. “Rare Disasters and Asset Markets in the Twentieth Century.” *Quarterly Journal of Economics* 121 (3): 823–66.
- Bianchi, Francesco, Cosmin Ilut, and Hikaru Saijo. 2021. “Diagnostic Business Cycles.” Unpublished.

- Bloom, Nicholas, Max Floetotto, Nir Jaimovich, Itay Saporta-Eksten, and Stephen J. Terry.** 2018. "Really Uncertain Business Cycles." *Econometrica* 86 (3): 1031–65.
- Bordalo, Pedro, Katherine Coffman, Nicola Gennaioli, Frederik Schwerkter, and Andrei Shleifer.** 2021. "Memory and Representativeness." *Psychological Review* 128 (1): 71–85.
- Bordalo, Pedro, Katherine Coffman, Nicola Gennaioli, and Andrei Shleifer.** 2016. "Stereotypes." *Quarterly Journal of Economics* 131 (4): 1753–94.
- Bordalo, Pedro, Katherine Coffman, Nicola Gennaioli, and Andrei Shleifer.** 2019. "Beliefs about Gender." *American Economic Review* 109 (3): 739–73.
- Bordalo, Pedro, John J. Conlon, Nicola Gennaioli, Spencer Yongwook Kwon, and Andrei Shleifer.** 2021. "Memory and Probability." Unpublished.
- Bordalo, Pedro, Nicola Gennaioli, Spencer Yongwook Kwon, and Andrei Shleifer.** 2021. "Diagnostic Bubbles." *Journal of Financial Economics* 141 (3): 1060–77.
- Bordalo, Pedro, Nicola Gennaioli, Rafael La Porta, and Andrei Shleifer.** 2019. "Diagnostic Expectations and Stock Returns." *Journal of Finance* 74 (6): 2839–74.
- Bordalo, Pedro, Nicola Gennaioli, Rafael La Porta, and Andrei Shleifer.** 2022. "Belief Overreaction and Stock Market Puzzles." Unpublished.
- Bordalo, Pedro, Nicola Gennaioli, Yueran Ma, and Andrei Shleifer.** 2020. "Overreaction in Macroeconomic Expectations." *American Economic Review* 110 (9): 2748–82.
- Bordalo, Pedro, Nicola Gennaioli, and Andrei Shleifer.** 2018. "Diagnostic Expectations and Credit Cycles." *Journal of Finance* 73 (1): 199–227.
- Bordalo, Pedro, Nicola Gennaioli, and Andrei Shleifer.** 2022. "Replication data for: Overreaction and Diagnostic Expectations in Macroeconomics." American Economic Association [publisher], Inter-university Consortium for Political and Social Research [distributor]. <https://doi.org/10.3886/E172721V1>.
- Bordalo, Pedro, Nicola Gennaioli, Andrei Shleifer, and S. Terry.** 2021. "Real Credit Cycles." Unpublished.
- Borio, Claudio, and Philip Lowe.** 2002. "Assessing the Risk of Banking Crises." *BIS Quarterly Review* 7 (1): 43–54.
- Cagan, P.** 1956. "The Monetary Dynamics of Hyperinflation." In *Studies in the Quantity Theory of Money*, edited by Milton Friedman, 25–117. Chicago: University of Chicago Press.
- Campbell, John Y., and John H. Cochrane.** 1999. "By Force of Habit: A Consumption-Based Explanation of Aggregate Stock Market Behavior." *Journal of Political Economy* 107 (2): 205–51.
- Campbell, John Y., and Robert J. Shiller.** 1988. "Stock Prices, Earnings, and Expected Dividends." *Journal of Finance* 43 (3): 661–76.
- Chodorow-Reich, Gabriel, Adam M. Guren, and Timothy J. McQuade.** 2021. "The 2000s Housing Cycle with 2020 Hindsight: A Neo-Kindlebergerian View." NBER Working Paper 29140.
- Cochrane, John H., and Monika Piazzesi.** 2009. "Decomposing the Yield Curve." Unpublished.
- Coibion, Olivier, and Yuriy Gorodnichenko.** 2012. "What Can Survey Forecasts Tell Us about Information Rigidities?" *Journal of Political Economy* 120 (1): 116–59.
- Coibion, Olivier, and Yuriy Gorodnichenko.** 2015. "Information Rigidity and the Expectations Formation Process: A Simple Framework and New Facts." *American Economic Review* 105 (8): 2644–78.
- Coval, Joshua D., Jakub W. Jurek, and Erik Stafford.** 2009. "Economic Catastrophe Bonds." *American Economic Review* 99 (3): 628–66.
- d'Arienzo, Daniele.** 2020. "Maturity Increasing Overreaction and Bond Market Puzzles." Unpublished.
- De la O, Ricardo, and Sean Myers.** 2021. "Subjective Cash Flow and Discount Rate Expectations." *Journal of Finance* 76 (3): 1339–87.
- Diamond, Douglas W., and Philip H. Dybvig.** 1983. "Bank Runs, Deposit Insurance, and Liquidity." *Journal of Political Economy* 91 (3): 401–19.
- Fama, Eugene F., and Kenneth R. French.** 1992. "The Cross-Section of Expected Stock Returns." *Journal of Finance* 47 (2): 427–65.
- Farmer, Leland, Emi Nakamura, and Jón Steinsson.** 2022. "Learning about the Long Run." Unpublished.
- Fuster, Andreas, David Laibson, and Brock Mendel.** 2010. "Natural Expectations and Macroeconomic Fluctuations." *Journal of Economic Perspectives* 24 (4): 67–84.
- Gabaix, Xavier.** 2012. "Variable Rare Disasters: An Exactly Solved Framework for Ten Puzzles in Macro-Finance." *Quarterly Journal of Economics* 127 (2): 645–700.
- Gabaix, Xavier.** 2019. "Behavioral inattention." In *Handbook of Behavioral Economics: Applications and Foundations* 2, edited by B. Douglas Bernheim, Stefano DellaVigna, and David Laibson, 261–343. Amsterdam: North-Holland.

- Gennaioli, Nicola, Yueran Ma, and Andrei Shleifer.** 2016. "Expectations and Investment." *NBER Macroeconomics Annual* 30 (1): 379–431.
- Gennaioli, Nicola, Andrei Shleifer, and Robert W. Vishny.** 2012. "Neglected Risks, Financial Innovation, and Financial Fragility." *Journal of Financial Economics* 104 (3): 452–68.
- Gennaioli, Nicola, Andrei Shleifer, and Robert W. Vishny.** 2013. "A Model of Shadow Banking." *Journal of Finance* 68 (4): 1331–63.
- Gennaioli, Nicola, Andrei Shleifer, and Robert W. Vishny.** 2015. "Neglected Risks: The Psychology of Financial Crises." *American Economic Review* 105 (5): 310–14.
- Gennaioli, Nicola, and Andrei Shleifer.** 2010. "What Comes to Mind." *Quarterly Journal of Economics* 125 (4): 1399–433.
- Gennaioli, Nicola, and Andrei Shleifer.** 2018. *A Crisis of Beliefs*. Princeton: Princeton University Press.
- Giglio, Stefano, and Bryan Kelly.** 2018. "Excess Volatility: Beyond Discount Rates." *Quarterly Journal of Economics* 133 (1): 71–127.
- Giglio, Stefano, Matteo Maggiori, Johannes Stroebel, and Stephen Utkus.** 2021. "Five Facts about Beliefs and Portfolios." *American Economic Review* 111 (5): 1481–522.
- Gilchrist, Simon, and Egon Zakrajsek.** 2012. "Credit Spreads and Business Cycle Fluctuations." *American Economic Review* 102 (4): 1692–720.
- Greenwood, Robin, and Samuel G. Hanson.** 2013. "Issuer Quality and Corporate Bond Returns." *Review of Financial Studies* 26 (6): 1483–525.
- Greenwood, Robin, and Samuel G. Hanson.** 2015. "Waves in Ship Prices and Investment." *Quarterly Journal of Economics* 130 (1): 55–109.
- Greenwood, Robin, and Andrei Shleifer.** 2014. "Expectations of Returns and Expected Returns." *Review of Financial Studies* 27 (3): 714–46.
- Greenwood, Robin, Samuel G. Hanson, Andrei Shleifer, and Jakob Ahm Sørensen.** 2022. "Predictable Financial Crises." *Journal of Finance* 77 (2): 863–921.
- Gulen, Huseyin, Mihai Ion, and Stefano Rossi.** 2019. "Credit Cycles, Expectations, and Corporate Investment." CEPR Discussion Paper 13679.
- Gürkaynak, Refet S., Brian Sack, and Eric Swanson.** 2005. "The Sensitivity of Long-Term Interest Rates to Economic News: Evidence and Implications for Macroeconomic Models." *American Economic Review* 95 (1): 425–36.
- Jarrow, R., M. Mesler, and D.R. van Deventer.** 2006. *Default Probabilities Technical Report*, Version 4.1. Honolulu: Kamakura Risk Information Services, Kamakura Corporation.
- Jermann, Urban, and Vincenzo Quadrini.** 2012. "Macroeconomic Effects of Financial Shocks." *American Economic Review* 102 (1): 238–71.
- Kahana, Michael Jacob.** 2012. *Foundations of Human Memory*. New York: Oxford University Press.
- Kahneman, Daniel, and Amos Tversky.** 1972. "Subjective Probability: A Judgment of Representativeness." *Cognitive Psychology* 3 (3): 430–54.
- Kindleberger, Charles P.** 1978. *Manias, Panics and Crashes: A History of Financial Crisis*. New York: Basic Books.
- Krishnamurthy, Arvind, and Tyler Muir.** 2017. "How Credit Cycles across a Financial Crisis." NBER Working Paper 23850.
- Krishnamurthy, Arvind, and Wenhao Li.** 2020. "Dissecting Mechanisms of Financial Crises: Intermediation and Sentiment." NBER Working Paper 27088.
- Kwon, S.Y., and J. Tang.** 2021. "Extreme Events and Overreaction to News." Unpublished.
- La Porta, Rafael.** 1996. "Expectations and the Cross Section of Stock Returns." *Journal of Finance* 51 (5): 1715–42.
- L'Huillier, Jean Paul, Sanjay R. Singh, and Donghoon Yoo.** 2021. "Diagnostic Expectations and Macroeconomic Volatility." Unpublished.
- López-Salido, David, Jeremy C. Stein, and Egon Zakrajsek.** 2017. "Credit-Market Sentiment and the Business Cycle." *Quarterly Journal of Economics* 132 (3): 1373–426.
- Lucas, Robert E.** 1976. "Econometric Policy Evaluation: A Critique." *Carnegie-Rochester Conference Series on Public Policy* 1: 19–46.
- Lucas, Robert E., and Thomas J. Sargent, eds.** 1981. *Rational Expectations and Econometric Practice*, Vol. 2. Minneapolis: University of Minnesota Press.
- Malmendier, Ulrike, and Stefan Nagel.** 2016. "Learning from Inflation Experiences." *Quarterly Journal of Economics* 131 (1): 53–87.
- Mankiw, N. Gregory, and Lawrence H. Summers.** 1984. "Do Long-Term Interest Rates Overreact to

- Short-Term Interest Rates?" *Brookings Papers on Economic Activity* 15 (1): 223–48.
- Mankiw, N. Gregory, and Ricardo Reis.** 2002. "Sticky Information versus Sticky Prices: A Proposal to Replace the New Keynesian Phillips Curve." *Quarterly Journal of Economics* 117 (4): 1295–328.
- Mankiw, N. Gregory, Ricardo Reis, and Justin Wolfers.** 2003. "Disagreement about Inflation Expectations." *NBER Macroeconomics Annual* 18: 209–48.
- Maxted, Peter.** Forthcoming. "A Macro-Finance Model with Sentiment." *Review of Economics Studies*.
- Mian, Atif, Amir Sufi, and Emil Verner.** 2017. "Household Debt and Business Cycles Worldwide." *Quarterly Journal of Economics* 132 (4): 1755–817.
- Minsky, Hyman P.** 1977. "The Financial Instability Hypothesis: An Interpretation of Keynes and an Alternative to 'Standard' Theory." *Challenge* 20 (1): 20–7.
- Muth, John F.** 1961. "Rational Expectations and the Theory of Price Movements." *Econometrica* 29(3): 315–35.
- Nagel, Stefan, and Zhengyang Xu. Forthcoming. "Asset Pricing with Fading Memory." *Review of Financial Studies*.
- National Bureau of Economic Research.** 1960. *The Quality and Economic Significance of Anticipations Data*. Princeton: Princeton University Press.
- Prescott, Edward C.** 1977. "Should Control Theory Be Used for Economic Stabilization?" *Carnegie-Rochester Conference Series on Public Policy* 7 (1): 13–38.
- Reinhart, Carmen M., and Kenneth S. Rogoff.** 2009. *This Time Is Different*. Princeton: Princeton University Press.
- Sargent, Thomas J.** 2001. *The Conquest of American Inflation*. Princeton: Princeton University Press.
- Schularick, Moritz, and Alan M. Taylor.** 2012. "Credit Booms Gone Bust: Monetary Policy, Leverage Cycles, and Financial Crises, 1870–2008." *American Economic Review* 102 (2): 1029–61.
- Shiller, Robert J.** 1979. "The Volatility of Long-Term Interest Rates and Expectations Models of the Term Structure." *Journal of Political Economy* 87 (6): 1190–219.
- Shiller, Robert J.** 1981. "Do Stock Prices Move Too Much to Be Justified by Subsequent Changes in Dividends?" *American Economic Review* 71 (3): 421–36.
- Sims, Christopher A.** 1980. "Macroeconomics and Reality." *Econometrica* 48 (1): 1–48.
- Sims, Christopher A.** 2003. "Implications of Rational Inattention." *Journal of Monetary Economics* 50 (3): 665–90.
- Singleton, Kenneth J.** 2021. "Presidential Address: How Much 'Rationality' Is There in Bond-Market Risk Premiums?" *Journal of Finance* 76 (4): 1611–54.
- Sørensen, J.** 2021. "Risk Neglect in the Corporate Bond Market." Unpublished.
- Souleles, Nicholas S.** 2004. "Expectations, Heterogeneous Forecast Errors, and Consumption: Micro Evidence from the Michigan Consumer Sentiment Surveys." *Journal of Money, Credit and Banking* 36 (1): 39–72.
- Sufi, Amir, and Alan M. Taylor.** 2021. "Financial Crises: A Survey." NBER Working Paper 29155.
- Timmermann, Allan.** 1993. "How Learning in Financial Markets Generates Excess Volatility and Predictability in Stock Prices." *Quarterly Journal of Economics* 108 (4): 1135–45.
- Tversky, Amos.** 1977. "Features of Similarity." *Psychological Review* 84 (4): 327–52.
- Vissing-Jørgensen, Annette.** 2003. "Perspectives on Behavioral Finance: Does 'Irrationality' Disappear with Wealth? Evidence from Expectations and Actions." *NBER Macroeconomics Annual* 18: 139–208.
- Wachter, J.A.** 2013. "Can Time Varying Risk of Rare Disasters Explain Aggregate Stock Market Volatility?" *Journal of Finance* 68 (3): 987–1035.
- Wang, C.** 2021. "Under- and Overreaction in Yield Curve Expectations." Unpublished.
- Woodford, Michael.** 2003. "Imperfect Common Knowledge and the Effects of Monetary Policy." In *Knowledge, Information, and Expectations in Modern Macroeconomics: In Honor of Edmund S. Phelps*, edited by Philippe Aghion et al., 25–58. Princeton: Princeton University Press.

**This article has been cited by:**

1. Caio Machado. 2023. Managing Diagnostic Expectations During a Run. *SSRN Electronic Journal* 119. . [\[Crossref\]](#)
2. Constantin Charles. 2021. Memory and Trading. *SSRN Electronic Journal* 55. . [\[Crossref\]](#)