

<Supplementary Information>

Polyacetylene-Based Polyelectrolyte as a Universal Interfacial Layer for Efficient Inverted Polymer Solar Cells

**Sungho Nam^{a,b}, Jooyeok Seo^a, Myeonghun Song^a, Hwajeong Kim^{a,c}, Moonhor Ree^c, Yeong-Soon Gal^c,
Donal D. C. Bradley^{b,f}, and Youngkyoo Kim^{a,*}**

^a*Organic Nanoelectronics Laboratory and KNU Institute for Nanophotonics Applications, Department of Chemical Engineering, School of Applied Chemical Engineering, Kyungpook National University, Daegu 41566, Republic of Korea*

^b*Departments of Physics, Division of Mathematical, Physical and Life Sciences, University of Oxford, Oxford OX1 3PU, United Kingdom*

^c*Priority Research Center, Research Institute of Advanced Energy Technology, Kyungpook National University, Daegu 41566, Republic of Korea*

^d*Department of Chemistry and Division of Advanced Materials Science, Pohang University of Science and Technology, Pohang 37673, Republic of Korea*

^e*Polymer Chemistry Laboratory, College of Engineering, Kyungil University, Gyeongsan 38428, Republic of Korea*

^f*Department of Engineering Science, Division of Mathematical, Physical and Life Sciences, University of Oxford, Oxford OX1 3PJ, United Kingdom*

*Corresponding author: Prof. Y. Kim (E-mail addresses: ykimm@knu.ac.kr)

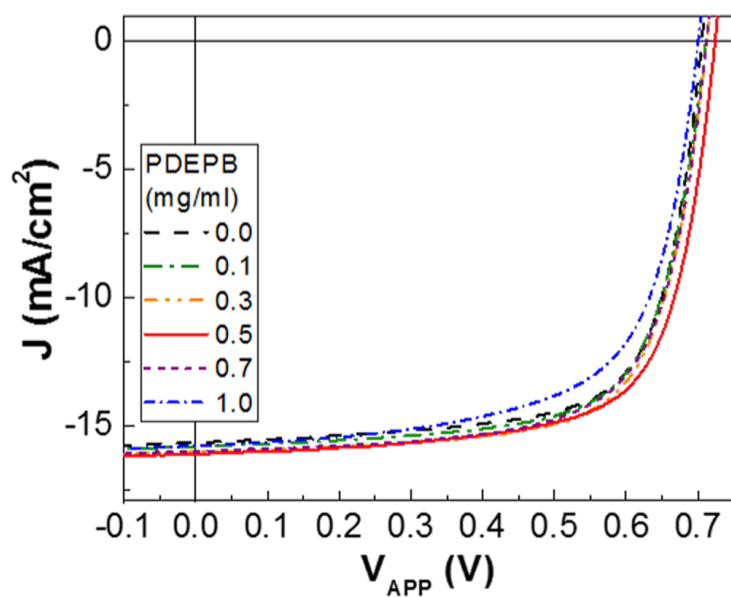


FIG. S1. Light (air mass 1.5G, 100 mW/cm²) J-V curves for the inverted-type PTB7:PC₇₁BM solar cells with the PDEPB interlayers according to the various PDEPB solution concentrations.

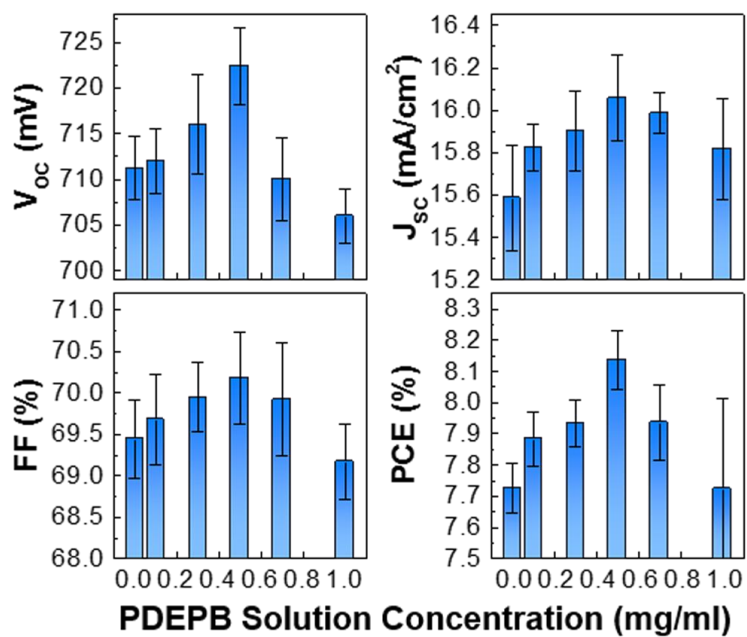


FIG. S2. Solar cell parameters as a function of PDEPB solution concentration.

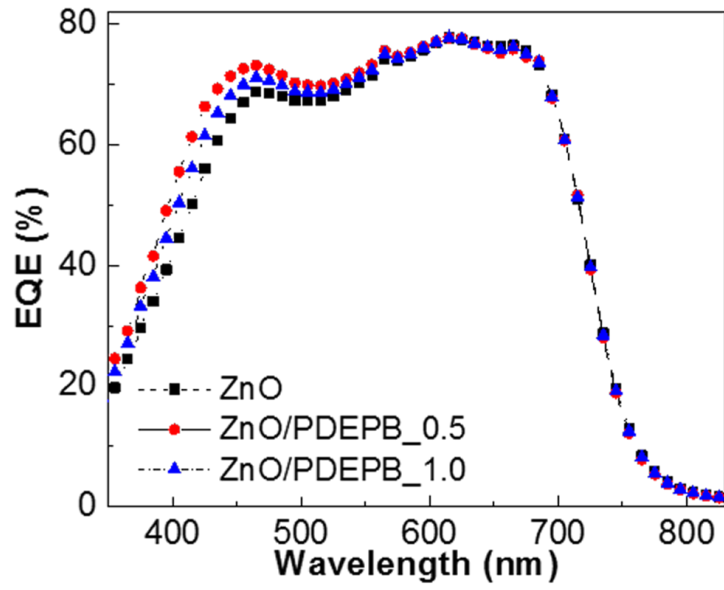


FIG. S3. EQE spectra for the inverted-type PTB7:PC₇₁BM solar cells with the PDEPB interlayers according to the PDEPB solution concentrations: 0 mg/ml (ZnO), 0.5 mg/ml (ZnO/PDEPB_0.5), and 1.0 mg/ml (ZnO/PDEPB_1.0).

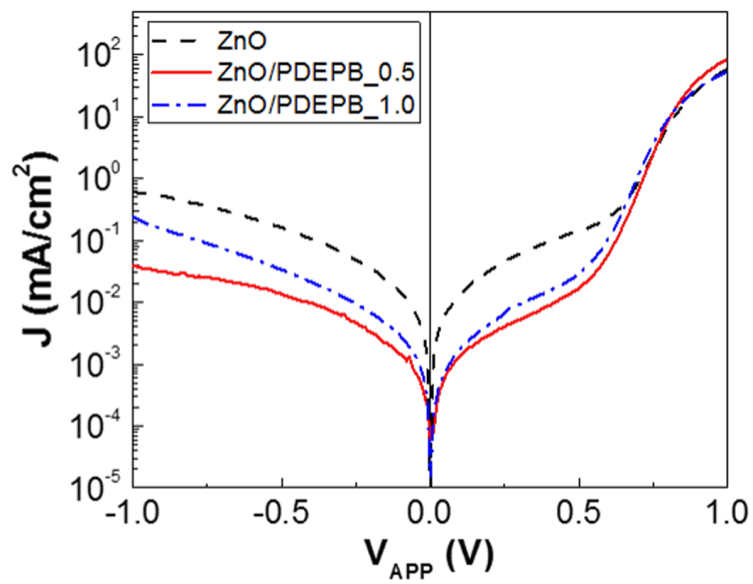


FIG. S4. Dark J-V curves for the inverted-type PTB7:PC₇₁BM solar cells according to the PDEPB concentration: 0 mg/ml (ZnO), 0.5 mg/ml (ZnO/PDEPB_0.5), and 1.0 mg/ml (ZnO/PDEPB_1.0).

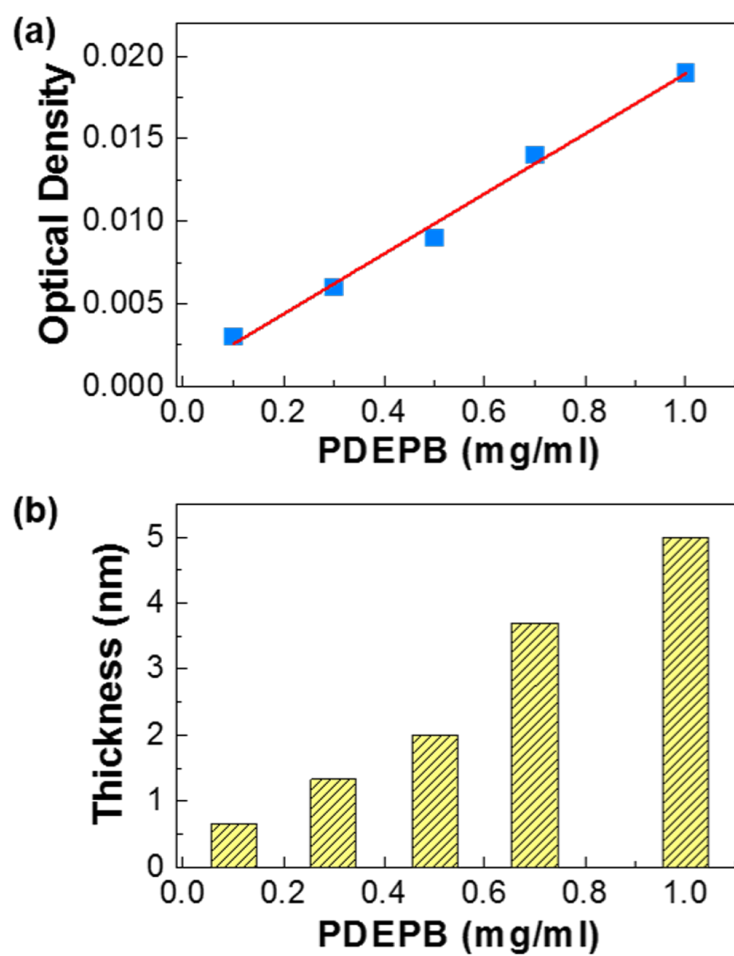


FIG. S5. (a) Optical density and (b) film thickness estimated by optical density as a function of PDEPB solution concentration